

Reported Top Needs

	Host Communities		Displaced	
	Female	Male	Female	Male
Employment	6%	18%	30%	36%
Health	31%	9%	22%	21%
Electricity	19%	27%	0%	0%
Roads	25%	14%	0%	0%
Winterisation	0%	5%	19%	21%
Shelter	0%	0%	15%	7%
Food	6%	5%	4%	14%
Education	0%	0%	11%	0%
Solid Waste Mgmt	6%	9%	0%	0%
Domestic Water	0%	5%	0%	0%

Host

Displaced

Demographic Pressure

Top 3 reasons for moving in
Last 3 years

- 1 N/A
- 2 N/A
- 3 N/A

94% of hosts reported significant population increase in the last 3 years

79% of displaced reported significant population increase in the last 6 months

Social Stability

Potential sources of tensions related to:
Lack of Social interaction

Lack of conflict mitigation mechanisms

Lack of confidence in institutions

Restrictions on displaced communities

Negative views of international actors

Social fragmentation

Host

Displaced

Reported issues causing community divisions

- | | | |
|-------------------------|---|--|
| Job shortages | 1 | Political affiliations |
| Political affiliations | 2 | Historical problems between Syrian/Lebanese or PRS/PRL |
| Overstretched resources | 3 | N/A |

Income & Poverty

Main sources of income

- | | | |
|-----------------------------------|---|-----------------------------------|
| Informal commerce | 1 | Informal commerce |
| Formal commerce | 2 | Unskilled non-agricultural labour |
| Unskilled non-agricultural labour | 3 | Food vouchers |

Most common mode of employment

Regular Irregular/temporary

Average monthly HH income

\$732 as reported by respondents **\$320**

Reported changes in unemployment in last 3 years/6 months

Increased Decreased

Most Commonly Reported HH expenditures on basic food staples

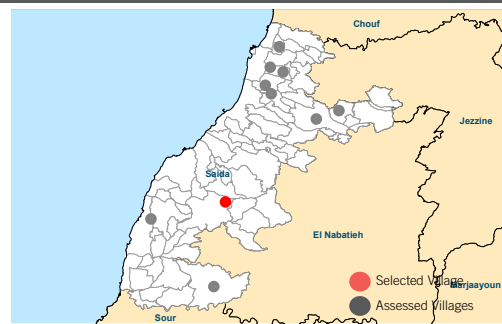
51 - 60% 71 - 80%

Most Commonly Reported HH expenditures on essential non-food items

11 - 20% 11 - 20%

Top coping mechanisms to cover cost of basic needs

- | | | |
|--------------------------------|---|--------------------------------|
| Buy cheaper/lower quality food | 1 | Buy cheaper/lower quality food |
| Credit | 2 | Borrow money/food |
| Reduce number of meals | 3 | Reduce number of meals |

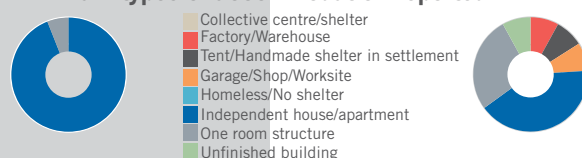


Host

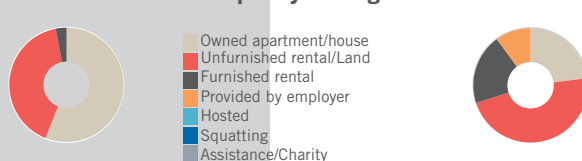
Displaced

Shelter

Main types of accommodation reported



Kind of occupancy arrangement




Average monthly household rent

N/A

\$208

Reported evictions



have heard reports of evictions

Electricity

Average hours of electricity reported per day

14h

11h

Average monthly HH expenditure reported

\$41

\$28

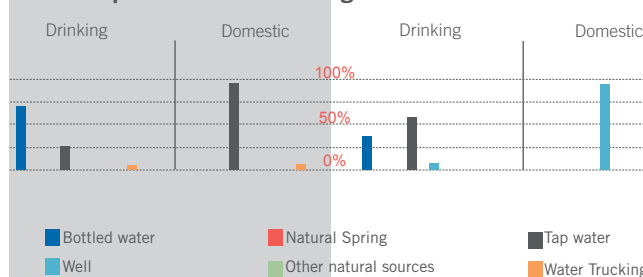
Main source of electricity

Public network

Public network

Water

Top sources for drinking and domestic water



Average monthly expenditure on drinking water per HH

\$46

\$13

Average monthly expenditure on domestic water per HH

\$17

\$17

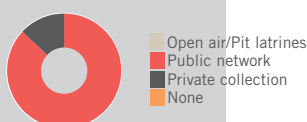


Host

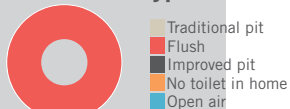
Displaced

Wastewater Management

Main wastewater systems



Types of toilets



Access to showering and washing facilities

100%

of respondents HH have access to showering and washing facilities

100%

Reported flooding or presence of stagnant water within community in the last 12 months

25%

reported flooding in immediate surroundings

29%

Solid Waste Management

Main type of solid waste disposal

Public collection

Private collection

In the last 3 months

Refuse/garbage

13%

of respondents reported noticeable excess refuse/garbage

0%

Presence of pests

25%

of respondents reported noticeable presence of flies, rodents, and insects

0%

Health

Most commonly reported child illnesses

- Other stomach ailments ① Diarrhea
 N/A ② Other skin ailments (measles)
 N/A ③ Acute respiratory diseases

Top 3 challenges in accessing health services

- Cost of medicines ① Cost of health services
 Cost of health services ② Cost of medicines
 No affordable transportation ③ Discrimination

Participated in polio campaigns in last 3 months

100%

took their children to be vaccinated in polio campaign

64%

Reasons for not participating in polio campaigns

N/A

- Fear of vaccines
 ■ Already vaccinated
 ■ Cost
 ■ Mistrust campaign
 ■ Distance to site
 ■ No documents
 ■ Not aware
 ■ No need for vaccine
 ■ Other

N/A



Host

Displaced

Education

Out of 16 caregivers 100% of caregivers reported children enrolled 2013-14

Out of 14 caregivers 50%

Out of 16 caregivers 100% of caregivers reported children enrolled 2014-15

Out of 14 caregivers 25%

Out of 1 adolescents N/A adolescents were enrolled 2013-14

Out of 1 adolescents N/A

Out of 1 adolescents N/A adolescents are enrolled 2014-15

Out of 1 adolescents N/A

Non-formal education opportunities

8%

reported there are no non-formal education opportunities

0%

Top reported challenges in accessing education

- Cost of school supplies ① Cost of school fees
 Cost of school fees ② Cost of school supplies
 No affordable transportation ③ Discrimination at school from teachers

Children and Women

Birth registration

0%

respondents reported cases of unregistered births

38%

Vulnerable population groups living within community

Average reported proportion of
Separated women

9%

N/A

Widowed women

7%

N/A

Unaccompanied children minors

N/A

N/A

Orphans

0%

0%

Pregnant women

9%

1%

Girls married before 18

4%

N/A

Population groups engaged in income generation

Men (18+) ① Men (18+)

Women (18+) ② Male adolescents (12-17)

Male adolescents (12-17) ③ Women (18+)

Reasons why women may not be participating in the labor force

- Household and child raising responsibilities ① Traditional values/customs
 Traditional values/customs ② Household and child raising responsibilities
 N/A ③ N/A

Main activities for out of school boys under 18

Informal employment ① Informal employment

Household chores/Child care ② Household chores/Child care

N/A ③ Other

Main activities for out of school girls under 18

Household chores/Child care ① Informal employment

Informal employment ② Household chores/Child care

N/A ③ Other

Cases of abuses and services

0%

of respondents heard of cases of abuse, exploitation or sexual violence in last 6 months

0%

0%

of respondents know of services available for women and children at risk or survivors of violence, abuse or exploitation

0%