

Reported Top Needs

	Host Communities		Displaced	
	Female	Male	Female	Male
Winterisation	7%	6%	21%	34%
Electricity	15%	29%	3%	9%
Education	13%	3%	20%	20%
Domestic Water	11%	20%	3%	0%
NFIs	7%	0%	5%	17%
Employment	11%	6%	15%	3%
Waste Water Mgmt	0%	14%	2%	0%
Health	7%	0%	13%	0%
Drinking Water	9%	6%	5%	6%
Roads	2%	9%	0%	0%

Host

Displaced

Demographic Pressure

Top 3 reasons for moving in
Last 3 years

- 1 Knew friends/family
- 2 More employment opportunities

90% of hosts reported significant population increase in the last 3 years

Last 6 months

- 1 Knew friends/family
- 2 Safety concerns
- 3 More shelter options or availability

65% of displaced reported significant population increase in the last 6 months

Social Stability

Potential sources of tensions related to:
Lack of Social interaction

Lack of conflict mitigation mechanisms

Lack of confidence in institutions

Restrictions on displaced communities

Negative views of international actors

Social fragmentation

Host

Displaced

Reported issues causing community divisions

- 1 Historical problems between Syrian/Lebanese or PRS/PRL
- 2 Political affiliations
- 3 Job shortages
- 4 Youth violence and unemployment

Income & Poverty

Main sources of income

- 1 Formal commerce
- 2 Unskilled non-agricultural labour
- 3 Informal commerce
- 4 Unskilled agricultural labour
- 5 Unskilled non-agricultural labour
- 6 Humanitarian aid

Most common mode of employment

- 1 Regular
- 2 Irregular/temporary

Average monthly HH income

\$876 as reported by respondents \$378

Reported changes in unemployment in last 3 years/6 months

Increased Increased

Most Commonly Reported HH expenditures on basic food staples

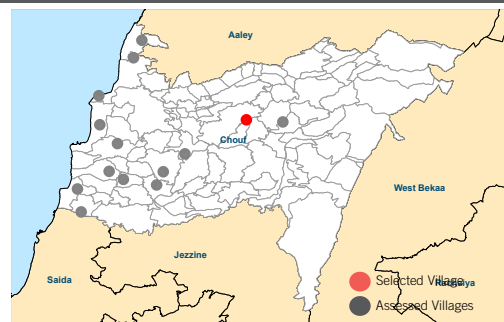
51 - 60% 91 - 100%

Most Commonly Reported HH expenditures on essential non-food items

11 - 20% 11 - 20%

Top coping mechanisms to cover cost of basic needs

- 1 Buy cheaper/lower quality food
- 2 Reduce number of meals
- 3 Credit
- 4 Borrow money/food

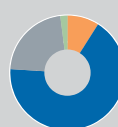


Host

Displaced

Shelter

Main types of accommodation reported



- Collective centre/shelter
- Factory/Warehouse
- Tent/Handmade shelter in settlement
- Garage/Shop/Worksite
- Homeless/No shelter
- Independent house/apartment
- One room structure
- Unfinished building



Kind of occupancy arrangement



- Owned apartment/house
- Unfurnished rental/Land
- Furnished rental
- Provided by employer
- Hosted
- Squatting
- Assistance/Charity



Average monthly household rent

\$207

\$188

Reported evictions



- Yes
- No
- Do not know



have heard reports of evictions

Electricity

Average hours of electricity reported per day

9h

11h

Average monthly HH expenditure reported

\$69

\$38

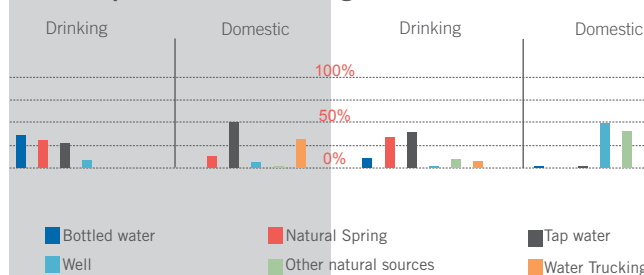
Main source of electricity

Public network

Public network

Water

Top sources for drinking and domestic water



Average monthly expenditure on drinking water per HH

\$24

\$21

Average monthly expenditure on domestic water per HH

\$50

\$43

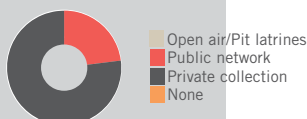


Host

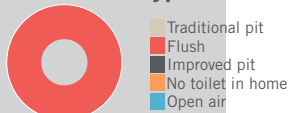
Displaced

Wastewater Management

Main wastewater systems



Types of toilets



Access to showering and washing facilities

100%

of respondents HH have access to showering and washing facilities

88%

Reported flooding or presence of stagnant water within community in the last 12 months

38%

reported flooding in immediate surroundings

12%

Solid Waste Management

Main type of solid waste disposal

Public collection

Public collection

In the last 3 months

Refuse/garbage

34%

of respondents reported noticeable excess refuse/garbage

3%

Presence of pests

37%

of respondents reported noticeable presence of flies, rodents, and insects

32%

Health

Most commonly reported child illnesses

Acute respiratory diseases 1 Acute respiratory diseases

N/A 2 Diarrhea

N/A 3 N/A

Top 3 challenges in accessing health services

Cost of medicines 1 Cost of medicines

Cost of health services 2 Cost of health services

No affordable transportation 3 No affordable transportation

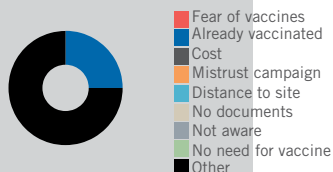
Participated in polio campaigns in last 3 months

86%

took their children to be vaccinated in polio campaign

67%

Reasons for not participating in polio campaigns



Host

Displaced

Education

Out of 31 caregivers

50%

of caregivers reported children enrolled 2013-14

Out of 34 caregivers

7%

Out of 31 caregivers

50%

of caregivers reported children enrolled 2014-15

Out of 34 caregivers

13%

Out of 8 adolescents

N/A

adolescents were enrolled 2013-14

Out of 9 adolescents

100%

Out of 8 adolescents

N/A

adolescents are enrolled 2014-15

Out of 9 adolescents

100%

Non-formal education opportunities

60%

reported there are no non-formal education opportunities

50%

Top reported challenges in accessing education

Cost of school fees 1 Cost of school supplies

Cost of school supplies 2 Cost of school fees

No affordable transportation 3 No affordable transportation

Children and Women

Birth registration

7%

respondents reported cases of unregistered births

15%

Vulnerable population groups living within community

Average reported proportion of

Separated women

23%

N/A

20%

Widowed women

5%

N/A

Unaccompanied children minors

0%

10%

Orphans

5%

35%

Pregnant women

10%

12%

Girls married before 18

N/A

Population groups engaged in income generation

Men (18+) 1 Men (18+)

Women (18+) 2 Male adolescents (12-17)

Male adolescents (12-17) 3 Women (18+)

Reasons why women may not be participating in the labor force

Traditional values/customs 1 Traditional values/customs

Household and child raising responsibilities 2 Household and child raising responsibilities

No skills 3 Lack of available jobs

Main activities for out of school boys under 18

Informal employment 1 Informal employment

Other 2 Household chores/Child care

N/A 3 N/A

Main activities for out of school girls under 18

Household chores/Child care 1 Household chores/Child care

Informal employment 2 Informal employment

N/A 3 Other

Cases of abuses and services

3%

of respondents heard of cases of abuse, exploitation or sexual violence in last 6 months

8%

4%

of respondents know of services available for women and children at risk or survivors of violence, abuse or exploitation

0%