

Introduction

This multi-sector needs assessment is part of a monthly data collection exercise which aims to gather information about needs and the humanitarian situation inside Syria. The factsheets present information collected in December 2017, referring to the situation in November 2017.

These factsheets present information at the community level* for 15 sub-districts in Rural Damascus governorate. Selected key indicators for the following sectors are included in the factsheets: displacement, shelter, non-food items (NFIs), health, food security, water sanitation and hygiene (WASH) and education. The factsheets do not cover the entire range of indicators gathered in the questionnaire.

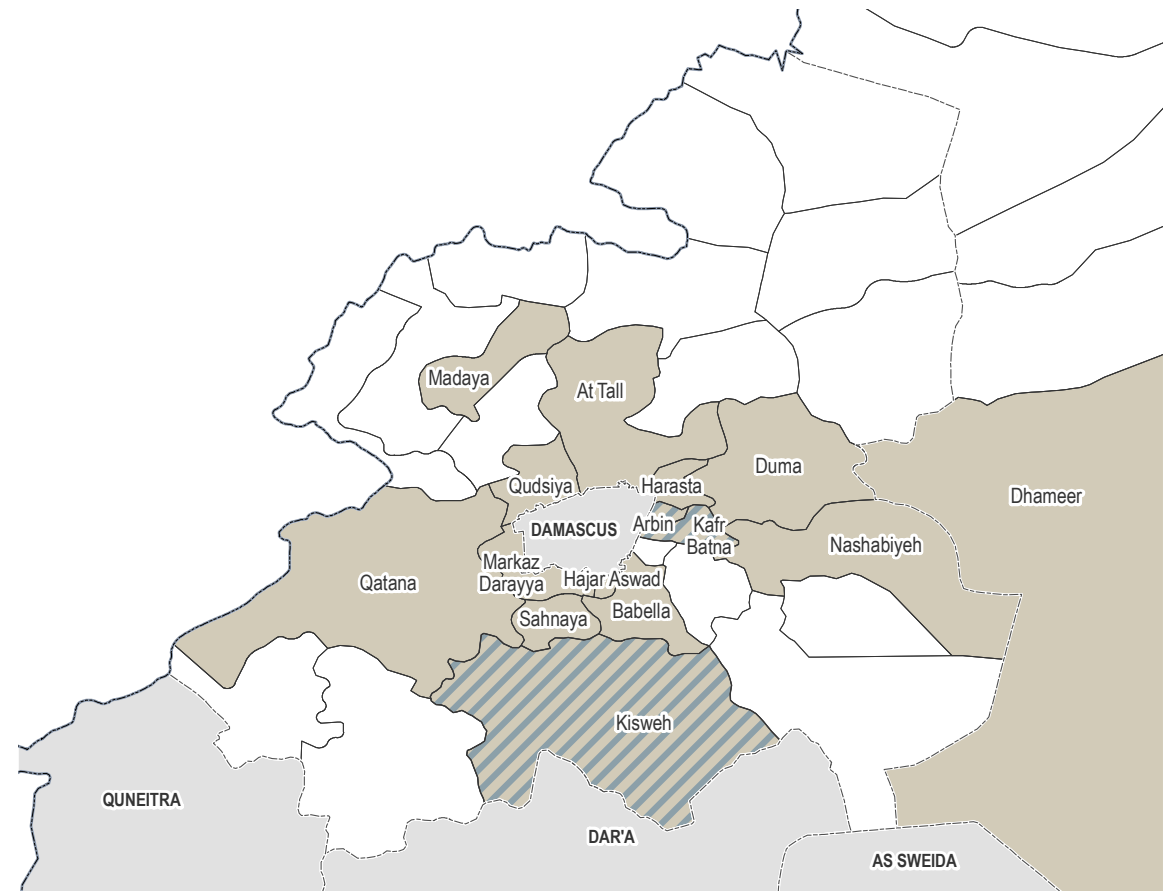
For full visualisation of all indicators collected, please see the SIMAWG Needs Identification Dynamic Reporting Tool, available here: <http://www.reach-info.org/syr/simawg/>.




Methodology and limitations

These findings are based on data collected both directly and remotely (in Jordan) from Key Informants residing in the communities assessed.

Information was collected from Key Informants in 38 communities in 15 sub-districts of Rural Damascus governorate. For each question asked, confidence levels were assigned based on the Key Informant's area of expertise and knowledge of the sector-specific situation.

For a full description of the methodology, please see the Terms of Reference, available on the [REACH Resource Centre](#).



-  Remote data collection
-  Mixed data collection
-  Not assessed

PDF: click on a sub-district name to directly access the relevant factsheet

Displacement

- % of pre-conflict population remaining
- % of population that are female
- % of female-headed households
- IDPs living in village
- New IDP arrivals
- Returnees

Arbin		
51-75%	1-25%	1-25%
Yes	No	No
Zamalka		
1-25%	1-25%	1-25%
Yes	No	No

• 2/2 communities assessed : Arbin, Zamalka



NFIs

Arbin

B NA	NA
C NA	NA
D 5500 SYP	NA
F 350000 SYP	NA

Zamalka

B NA	NA
C NA	NA
D 5500 SYP	NA
F 350000 SYP	NA

Most common electricity source

- Main network
- Generator
- No source
- Solar alternative
- No information

Fuel Prices (SYP)*

- B** Butane (cannister)
- C** Coal (1kg)
- D** Diesel (1 litre)
- F** Firewood (1 tonne)

NFI Prices (SYP)*

- Cement (50kg)
- Floor mat (3*4m)
- Plastic tarpaulin (1m²)
- Tent (5 persons)

NA: not available for purchase

Shelter

- Independent apartment or house
 - Shared apartment or house
 - Unfinished apartment or house
 - Tent
 - Private space not for shelter
 - Cave/natural shelter
 - Collective public space not for shelter
 - No IDPs
 - No information
- Min - Max: rent paid per room (where known)

Arbin	
NDPs	IDPs
1500 - 1800 SYP	

Zamalka	
NDPs	IDPs
1500 - 1800 SYP	

Livelihoods

Most common sources of income

Most common strategies used to cope with lack of income / resources

Arbin
 Daily employment
 High risk/illegal work

Skipping meals
 Reducing meal size

Zamalka
 Daily employment
 High risk/illegal work

Skipping meals
 Reducing meal size

Arbin

- Burning furniture not in use
- Burning productive assets
- Burning clothes

Zamalka

- Cutting trees
- Burning furniture not in use
- Burning productive assets

Most common strategies used to cope with a lack of fuel

WASH

- Most common water source**
- Status of water source**
- Water is safe to drink
 - Water tastes/smells bad
 - People sick after drinking
 - No information
- Sufficiency of available water to meet household needs**
- Sufficient
 - Insufficient
 - No information
- Most common method of garbage disposal**

- Arbin**
- Closed well
 - Public free collection
- Zamalka**
- Closed well
 - Public free collection

• 2/2 communities assessed : Arbin, Zamalka



Education

- Status of primary schools in village**
- Functioning
 - Not functioning
 - Not available
 - No information
- Barriers to accessing education services**

Arbin
 Unsafe route to services

Zamalka
 Unsafe route to services

Health

- Most common health problems
- Most common barriers to accessing healthcare

Arbin

- Injuries
- Acute respiratory infections
- Malnutrition

No difficulties reported

Zamalka

- Injuries
- Acute respiratory infections
- Malnutrition

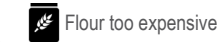
No difficulties reported

Food Security

Arbin



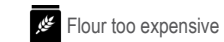
Bread: no info
 Rice: 5000 SYP
 Lentils: 2100 SYP
 Sugar: 15000 SYP
 Cooking oil: 10000 SYP



Zamalka



Bread: no info
 Rice: 5000 SYP
 Lentils: 2100 SYP
 Sugar: 15000 SYP
 Cooking oil: 10000 SYP



Main challenges to obtaining food

- No challenges
- Some foods unavailable
- Local production decreased
- Lack of access to markets
- Some foods expensive
- Lack of resources to buy food
- Lack of access to fuel
- Cooking fuel unavailable
- No information

Bread (public): 1 pack
 Rice: 1kg
 Lentils: 1 kg
 Sugar: 1kg
 Cooking oil: 1 litre

Access to bread

- Most common source of bread
- Most common barriers to accessing bread
- Number of days, per month, where bread from private bakeries was unavailable

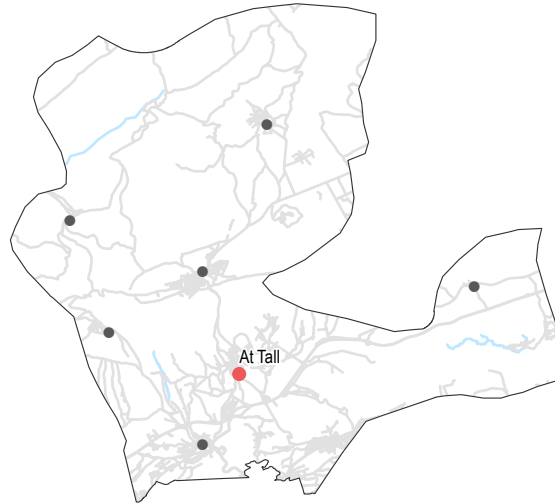
Displacement

- % of pre-conflict population remaining
- % of population that are female
- % of female-headed households
- IDPs living in village
- New IDP arrivals
- Returnees

At Tall

- 1-25%
- 26-50%
- 1-25%
- Yes
- No
- No

• 1/7 community assessed : At Tall



NFIs

At Tall

- B** 3000 SYP 2700 SYP
- C** 450 SYP 2500 SYP
- D** 350 SYP 3000 SYP
- F** 120000 SYP NA

Most common electricity source

- Main network
- Generator
- No source
- Solar alternative
- No information

Fuel Prices (SYP)*

- B** Butane (cannister)
- C** Coal (1kg)
- D** Diesel (1 litre)
- F** Firewood (1 tonne)

NFI Prices (SYP)*

- Cement (50kg)
- Floor mat (3*4m)
- Plastic tarpaulin (1m²)
- Tent (5 persons)

NA: not available for purchase

Shelter

- Most common shelter
 - Independent apartment or house
 - Shared apartment or house
 - Unfinished apartment or house
 - Tent
 - Private space not for shelter
 - Cave/natural shelter
 - Collective public space not for shelter
 - No IDPs
 - No information
- Min - Max: rent paid per room (where known)

At Tall

- NDPs
- IDPs
- 5000 - 7000 SYP

Livelihoods

Most common sources of income

- Stable employment
- Daily employment
- Business/trade

At Tall

Most common strategies used to cope with lack of income / resources

- Children sent to work/beg
- Borrowing from family/friends

At Tall

- Burning furniture not in use
- Burning plastics
- Burning waste

Most common strategies used to cope with a lack of fuel

WASH

- Most common water source
- Status of water source
- Water is safe to drink
 - Water tastes/smells bad
 - People sick after drinking
 - No information
- Sufficiency of available water to meet household needs
- Sufficient
 - Insufficient
 - No information
- Most common method of garbage disposal
- No information

- At Tall**
- Network
 - Public free collection

• 1/7 community assessed : At Tall



Food Security

At Tall

- Bread: 75 SYP
- Rice: 550 SYP
- Lentils: 350 SYP
- Sugar: 375 SYP
- Cooking oil: 750 SYP

Public bakeries

No difficulties reported

0

Main challenges to obtaining food

- No challenges
- Some foods unavailable
- Local production decreased
- Lack of access to markets
- Some foods expensive
- Lack of resources to buy food
- Lack of access to fuel
- Cooking fuel unavailable
- No information

Bread (public): 1 pack
 Rice: 1kg
 Lentils: 1 kg
 Sugar: 1kg
 Cooking oil: 1 litre

Access to bread

- Most common source of bread
- Most common barriers to accessing bread
- Number of days, per month, where bread from private bakeries was unavailable

Education

- Status of primary schools in village
- Functioning
 - Not functioning
 - Not available
 - No information
- Barriers to accessing education services

At Tall
 Most children accessed education

Health

Most common health problems

- Chronic diseases
- Injuries
- Severe diseases affecting those aged less than 5

Most common barriers to accessing healthcare

- Security concerns around travel
- Security concerns around entering facilities
- Services are too expensive

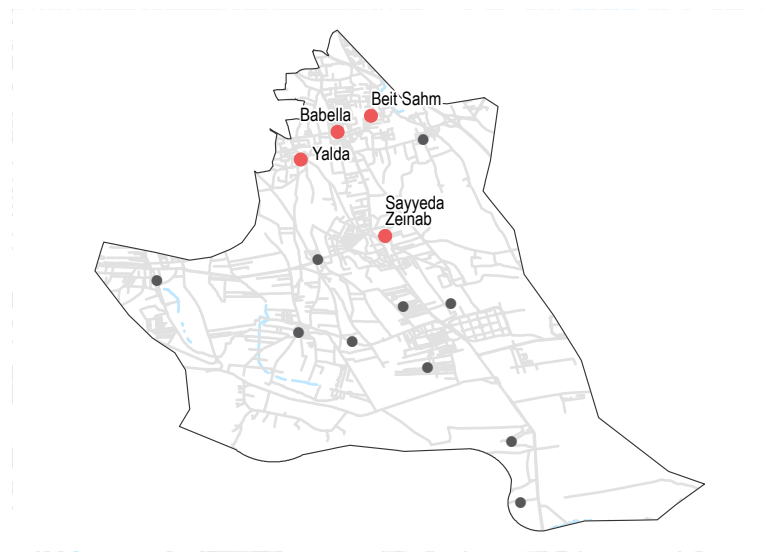
At Tall

Displacement

- % of pre-conflict population remaining
- % of population that are female
- % of female-headed households
- IDPs living in village
- New IDP arrivals
- Returnees

Community	% of pre-conflict population remaining	% of population that are female	% of female-headed households	IDPs living in village	New IDP arrivals	Returnees
Babella	1-25%	1-25%	1-25%	Yes	No	No
Beit Sahlm	1-25%	1-25%	1-25%	Yes	No	No
Sayyeda Zeinab	1-25%	26-50%	1-25%	Yes	No	No
Yalda	1-25%	1-25%	1-25%	Yes	No	No

• 4/12 communities assessed : Babella, Beit Sahlm, Sayyeda Zeinab, Yalda



Shelter

- Independent apartment or house
- Shared apartment or house
- Unfinished apartment or house
- Tent
- Private space not for shelter
- Cave/natural shelter
- Collective public space not for shelter
- No IDPs
- No information
- Min - Max: rent paid per room (where known)

Community	Most common shelter	NDPs	IDPs	Min - Max: rent paid per room (where known)
Babella	Independent apartment or house	1000 - 1500 SYP	1000 - 1500 SYP	
Beit Sahlm	Independent apartment or house	1000 - 1500 SYP	1000 - 1500 SYP	
Sayyeda Zeinab	No IDPs	5000 - 10000 SYP	5000 - 10000 SYP	
Yalda	Independent apartment or house	1000 - 1500 SYP	1000 - 1500 SYP	

Livelihoods

- Most common sources of income
- Most common strategies used to cope with lack of income / resources

Community	Most common sources of income	Most common strategies used to cope with lack of income / resources
Babella	Stable employment Daily employment Business/trade	Borrowing from family/friends High risk/illegal work Selling household assets
Beit Sahlm	Stable employment Daily employment Sale of humanitarian aid	Borrowing from family/friends High risk/illegal work
Sayyeda Zeinab	Stable employment Daily employment High risk/illegal work	Taking loans/buying on credit Borrowing from family/friends High risk/illegal work
Yalda	Stable employment Daily employment Business/trade	Borrowing from family/friends High risk/illegal work

NFIs

Community	Electricity source	Fuel Prices (SYP)*	NFI Prices (SYP)*
Babella	B 3900 SYP C 450 SYP D 450 SYP F 135000 SYP	B 3900 SYP C 450 SYP D 450 SYP F 130000 SYP	B 2800 SYP C 400 SYP D 195 SYP F 115000 SYP
Beit Sahlm	B 3900 SYP C 450 SYP D 450 SYP F NA	B 3900 SYP C 450 SYP D 450 SYP F 130000 SYP	B 2800 SYP C 400 SYP D 195 SYP F 115000 SYP
Sayyeda Zeinab	B 3900 SYP C 450 SYP D 450 SYP F NA	B 3900 SYP C 450 SYP D 450 SYP F 130000 SYP	B 2800 SYP C 400 SYP D 195 SYP F 115000 SYP
Yalda	B 3900 SYP C 450 SYP D 450 SYP F NA	B 3900 SYP C 450 SYP D 450 SYP F 130000 SYP	B 2800 SYP C 400 SYP D 195 SYP F 115000 SYP

- Most common electricity source
- Main network
- Generator
- No source
- Solar alternative
- No information
- Fuel Prices (SYP)*
- B** Butane (cannister)
- C** Coal (1kg)
- D** Diesel (1 litre)
- F** Firewood (1 tonne)
- NFI Prices (SYP)*
- Cement (50kg)
- Floor mat (3*4m)
- Plastic tarpaulin (1m²)
- Tent (5 persons)
- NA: not available for purchase

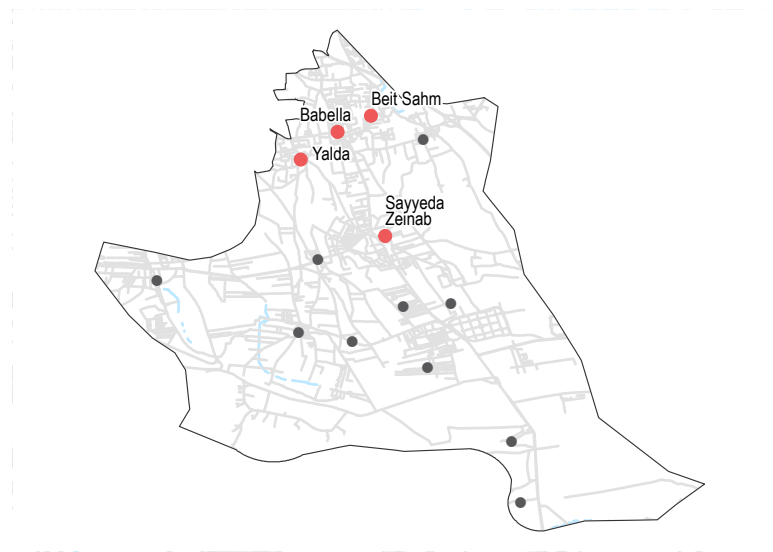
Community	Most common strategies used to cope with a lack of fuel
Babella	Burning plastics Burning waste
Beit Sahlm	Burning plastics
Yalda	Burning plastics Burning waste
Sayyeda Zeinab	No lack of fuel

WASH

- Most common water source**
- Status of water source**
- Water is safe to drink
 - Water tastes/smells bad
 - People sick after drinking
 - No information
- Sufficiency of available water to meet household needs**
- Sufficient
 - Insufficient
 - No information
- Most common method of garbage disposal**

- Babella**
- Network
 - Public free collection
- Beit Sahlm**
- Network
 - Public free collection
- Sayyeda Zeinab**
- Network
 - Public free collection
- Yalda**
- Network
 - Public free collection

4/12 communities assessed : Babella, Beit Sahlm, Sayyeda Zeinab, Yalda



Education

- Status of primary schools in village**
- Functioning
 - Not functioning
 - Not available
 - No information
- Barriers to accessing education services**
- Babella
 - Beit Sahlm

- Sayyeda Zeinab**
- Most children accessed education
- Yalda**
- Most children accessed education

Health

	Most common health problems	Most common barriers to accessing healthcare
Babella	Chronic diseases Injuries Severe diseases affecting those aged less than 5	Security concerns around travel Security concerns around entering facilities Services are too expensive
Beit Sahlm	Chronic diseases Severe diseases affecting those aged less than 5	Security concerns around travel Security concerns around entering facilities Services are too expensive
Sayyeda Zeinab	Chronic diseases Pregnancy related diseases Severe diseases affecting those aged less than 5	Old age Services are too expensive
Yalda	Diarrhoea Chronic diseases Severe diseases affecting those aged less than 5	Security concerns around travel Security concerns around entering facilities Services are too expensive

Food Security

- Babella**
- Bread: no info
 - Rice: 550 SYP
 - Lentils: 350 SYP
 - Sugar: 350 SYP
 - Cooking oil: 700 SYP
 - Shops
 - No difficulties reported
 - 21 or more
- Beit Sahlm**
- Bread: no info
 - Rice: 500 SYP
 - Lentils: 300 SYP
 - Sugar: 400 SYP
 - Cooking oil: 700 SYP
 - Shops
 - No difficulties reported
 - 21 or more
- Sayyeda Zeinab**
- Bread: 75 SYP
 - Rice: 500 SYP
 - Lentils: 250 SYP
 - Sugar: 275 SYP
 - Cooking oil: 650 SYP
 - Private bakeries
 - No difficulties reported
 - 0
- Yalda**
- Bread: no info
 - Rice: 550 SYP
 - Lentils: 350 SYP
 - Sugar: 350 SYP
 - Cooking oil: 700 SYP
 - Shops
 - No difficulties reported
 - 21 or more
- Main challenges to obtaining food**
- No challenges
 - Some foods unavailable
 - Local production decreased
 - Lack of access to markets
 - Some foods expensive
 - Lack of resources to buy food
 - Lack of access to fuel
 - Cooking fuel unavailable
 - No information
- Bread (public): 1 pack**
- Rice: 1kg**
- Lentils: 1kg**
- Sugar: 1kg**
- Cooking oil: 1 litre**
- Access to bread**
- Most common source of bread
 - Most common barriers to accessing bread
 - Number of days, per month, where bread from private bakeries was unavailable

Dhameer, Rural Damascus Governorate

November 2017

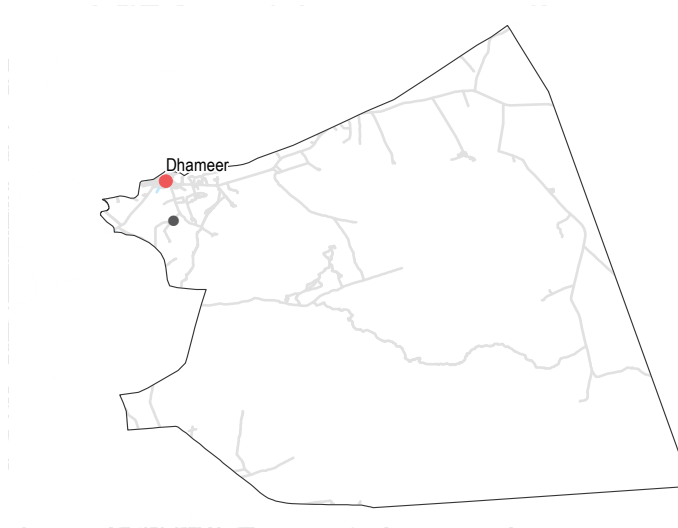
Displacement

- % of pre-conflict population remaining
- % of population that are female
- % of female-headed households
- IDPs living in village
- New IDP arrivals
- Returnees

Dhameer

76-100%
 26-50%
 1-25%
 Yes
 No
 No

• 1/2 community assessed : Dhameer



NFIs

Dhameer

B 7000 SYP NA
C NA NA
D 600 SYP NA
F 65000 SYP NA

Most common electricity source

- Main network
- Generator
- No source
- Solar alternative
- No information

Fuel Prices (SYP)*

- B** Butane (cannister)
- C** Coal (1kg)
- D** Diesel (1 litre)
- F** Firewood (1 tonne)

NFI Prices (SYP)*

- Cement (50kg)
- Floor mat (3*4m)
- Plastic tarpaulin (1m²)
- Tent (5 persons)

NA: not available for purchase

Shelter

- Most common shelter
- Independent apartment or house
 - Shared apartment or house
 - Unfinished apartment or house
 - Tent
 - Private space not for shelter
 - Cave/natural shelter
 - Collective public space not for shelter
 - No IDPs
 - No information
- Min - Max: rent paid per room (where known)

Dhameer

NDPs IDPs

 5000 - 7500 SYP

Livelihoods

Most common sources of income

Dhameer
Stable employment
Business/trade

Most common strategies used to cope with lack of income / resources

Borrowing from family/friends

Dhameer
No lack of fuel

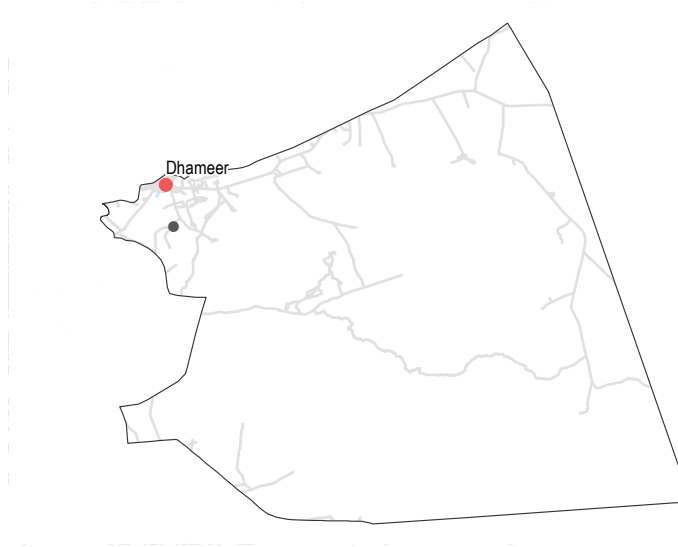
Most common strategies used to cope with a lack of fuel

WASH

- Most common water source
- Status of water source
- Water is safe to drink
 - Water tastes/smells bad
 - People sick after drinking
 - No information
- Sufficiency of available water to meet household needs
- Sufficient
 - Insufficient
 - No information
- Most common method of garbage disposal

- Dhameer**
- Closed well
 - Public free collection

• 1/2 community assessed : Dhameer



Food Security

Dhameer

- Bread: 130 SYP
- Rice: 550 SYP
- Lentils: 350 SYP
- Sugar: 550 SYP
- Cooking oil: 650 SYP
- Public bakeries
- No difficulties reported
- 21 or more

Main challenges to obtaining food

- No challenges
- Some foods unavailable
- Local production decreased
- Lack of access to markets
- Some foods expensive
- Lack of resources to buy food
- Lack of access to fuel
- Cooking fuel unavailable
- No information

Bread (public): 1 pack
 Rice: 1kg
 Lentils: 1 kg
 Sugar: 1kg
 Cooking oil: 1 litre

Access to bread

- Most common source of bread
- Most common barriers to accessing bread
- Number of days, per month, where bread from private bakeries was unavailable

Education

- Status of primary schools in village
- Functioning
 - Not functioning
 - Not available
 - No information
- Barriers to accessing education services

Dhameer
 Most children accessed education

Health

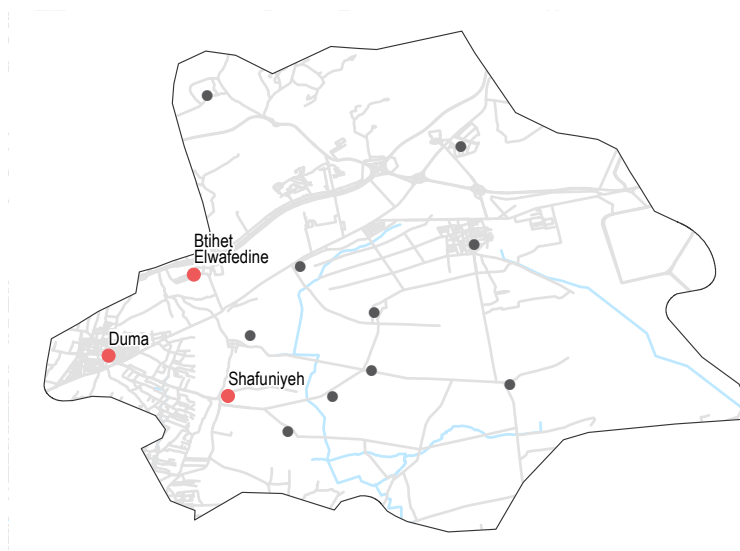
- Dhameer**
- Most common health problems
 Pregnancy related diseases
 Acute respiratory infections
 - Most common barriers to accessing healthcare
 No difficulties reported

Displacement

- % of pre-conflict population remaining
- % of population that are female
- % of female-headed households
- IDPs living in village
- New IDP arrivals
- Returnees

Btihet Elwafedine					
76-100%	51-75%	1-25%	Yes	No	No
Duma					
1-25%	1-25%	1-25%	Yes	No	No
Shafuniyeh					
51-75%	51-75%	1-25%	Yes	No	No

• 3/12 communities assessed : Btihet Elwafedine, Duma, Shafuniyeh



Shelter

- Independent apartment or house
- Shared apartment or house
- Unfinished apartment or house
- Tent
- Private space not for shelter
- Cave/natural shelter
- Collective public space not for shelter
- No IDPs
- No information
- Min - Max: rent paid per room (where known)

Btihet Elwafedine	
NDPs	IDPs
10000 - 15000 SYP	
Duma	
NDPs	IDPs
1000 - 2500 SYP	
Shafuniyeh	
NDPs	IDPs
No info	

Livelihoods

Most common sources of income

Most common strategies used to cope with lack of income / resources

Community	Most common sources of income	Most common strategies used to cope with lack of income / resources
Btihet Elwafedine	Stable employment Daily employment Business/trade	Skipping meals
Duma	Stable employment Farm owning Business/trade	Adults begging Borrowing from family/friends High risk/illegal work
Shafuniyeh	Daily employment Farm owning	Reducing meal size

NFIs

Btihet Elwafedine

B 2900 SYP	5000 SYP
C 400 SYP	6000 SYP
D 280 SYP	6000 SYP
F 50000 SYP	NA

Duma

B NA	NA
C NA	NA
D 5500 SYP	1600 SYP
F 350000 SYP	NA

Shafuniyeh

B NA	NA
C 500 SYP	NA
D 4200 SYP	4000 SYP
F 285000 SYP	NA

Most common electricity source

- Main network
- Generator
- No source
- Solar alternative
- No information

Fuel Prices (SYP)*

- B** Butane (cannister)
- C** Coal (1kg)
- D** Diesel (1 litre)
- F** Firewood (1 tonne)

NFI Prices (SYP)*

- Cement (50kg)
- Floor mat (3*4m)
- Plastic tarpaulin (1m²)
- Tent (5 persons)

NA: not available for purchase

Btihet Elwafedine

No lack of fuel

Duma

Burning productive assets
 Burning plastics
 Burning waste

Shafuniyeh

Cutting trees

Most common strategies used to cope with a lack of fuel

WASH

- Most common water source**
- Status of water source**
- Water is safe to drink
 - Water tastes/smells bad
 - People sick after drinking
 - No information
- Sufficiency of available water to meet household needs**
- Sufficient
 - Insufficient
 - No information
- Most common method of garbage disposal**

Btihet Elwafedine

- Network
- Disposed at designated site

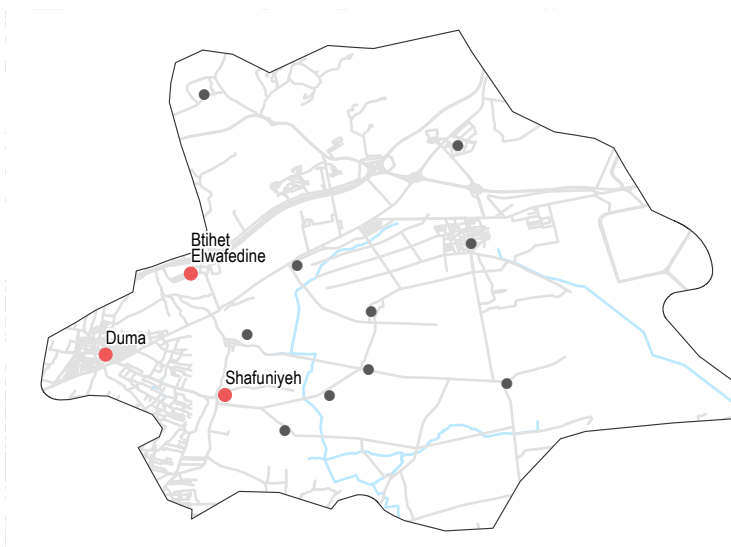
Duma

- Water trucking
- Public free collection

Shafuniyeh

- Open well
- Disposed at designated site

• 3/12 communities assessed : Btihet Elwafedine, Duma, Shafuniyeh



Education

- Status of primary schools in village**
- Functioning
 - Not functioning
 - Not available
 - No information
- Barriers to accessing education services**
- Btihet Elwafedine
 - Most children accessed education

Shafuniyeh

Most children accessed education

Duma

Unsafe route to services

Health

Most common health problems

Most common barriers to accessing healthcare

Btihet Elwafedine

Acute respiratory infections
 Severe diseases affecting those aged less than 5

No difficulties reported

Duma

Chronic diseases
 Injuries
 Malnutrition

Security concerns around travel
 Disability/Injuries/Illness
 Security concerns around entering facilities

Shafuniyeh

Acute respiratory infections
 Severe diseases affecting those aged less than 5

High cost of transportation

Food Security

Btihet Elwafedine

- Bread: 50 SYP
- Rice: 385 SYP
- Lentils: 500 SYP
- Sugar: 285 SYP
- Cooking oil: 600 SYP
- Public bakeries
- No difficulties reported
- Private bakeries unavailable

Duma

- Bread: no info
- Rice: 5000 SYP
- Lentils: 2100 SYP
- Sugar: 15000 SYP
- Cooking oil: 10000 SYP
- Private bakeries
- Flour too expensive
- 1 to 10

Shafuniyeh

- Bread: no info
- Rice: 3000 SYP
- Lentils: 1500 SYP
- Sugar: 15000 SYP
- Cooking oil: 7000 SYP
- Shops
- Flour too expensive
- Private bakeries unavailable

Main challenges to obtaining food

- No challenges
- Some foods unavailable
- Local production decreased
- Lack of access to markets
- Some foods expensive
- Lack of resources to buy food
- Lack of access to fuel
- Cooking fuel unavailable
- No information
- Bread (public): 1 pack
- Rice: 1kg
- Lentils: 1kg
- Sugar: 1kg
- Cooking oil: 1 litre
- Access to bread
- Most common source of bread
- Most common barriers to accessing bread
- Number of days, per month, where bread from private bakeries was unavailable

Hajar Aswad, Rural Damascus Governorate

November 2017

Displacement

- % of pre-conflict population remaining
- % of population that are female
- % of female-headed households
- IDPs living in village
- New IDP arrivals
- Returnees

Hajar Aswad

1-25% 1-25% 1-25%

Yes No No

• 1/1 community assessed : Hajar Aswad



NFIs

Hajar Aswad

- B** 3000 SYP NA
- C** 450 SYP NA
- D** 350 SYP NA
- F** 60000 SYP NA

Most common electricity source

- Main network
- Generator
- No source
- Solar alternative
- No information

Fuel Prices (SYP)*

- B** Butane (cannister)
- C** Coal (1kg)
- D** Diesel (1 litre)
- F** Firewood (1 tonne)

NFI Prices (SYP)*

- Cement (50kg)
- Floor mat (3*4m)
- Plastic tarpaulin (1m²)
- Tent (5 persons)

NA: not available for purchase

Shelter

- Most common shelter
- Independent apartment or house
 - Shared apartment or house
 - Unfinished apartment or house
 - Tent
 - Private space not for shelter
 - Cave/natural shelter
 - Collective public space not for shelter
 - No IDPs
 - No information
- Min - Max: rent paid per room (where known)

Hajar Aswad

NDPs IDPs

No info

Livelihoods

Most common sources of income

Hajar Aswad

Daily employment
High risk/illegal work

Most common strategies used to cope with lack of income / resources

Children sent to work/beg
Borrowing from family/friends

Hajar Aswad

Burning furniture not in use
Burning plastics
Burning waste

Most common strategies used to cope with a lack of fuel

Hajar Aswad, Rural Damascus Governorate

November 2017

WASH

Most common water source

Status of water source

Water is safe to drink

Water tastes/smells bad

People sick after drinking

No information

Sufficiency of available water to meet household needs

Sufficient

Insufficient

No information

Most common method of garbage disposal

Hajar Aswad

Closed well

Buried / burned

• 1/1 community assessed : Hajar Aswad



Food Security

Hajar Aswad



Bread: no info

Rice: 550 SYP

Lentils: 350 SYP

Sugar: 380 SYP

Cooking oil: 700 SYP

Shops

No difficulties reported

Private bakeries unavailable

Main challenges to obtaining food

No challenges

Some foods unavailable

Local production decreased

Lack of access to markets

Some foods expensive

Lack of resources to buy food

Lack of access to fuel

Cooking fuel unavailable

No information

Bread (public): 1 pack

Rice: 1kg

Lentils: 1kg

Sugar: 1kg

Cooking oil: 1 litre

Access to bread

Most common source of bread

Most common barriers to accessing bread

Number of days, per month, where bread from private bakeries was unavailable

Education

Status of primary schools in village

Functioning

Not functioning

Not available

No information

Barriers to accessing education services

Hajar Aswad

Lack of teaching staff

Lack of school supplies

Unsafe route to services

Health

Most common health problems

Pregnancy related diseases

Injuries

Severe diseases affecting those aged less than 5

Most common barriers to accessing healthcare

Security concerns around travel

Security concerns around entering facilities

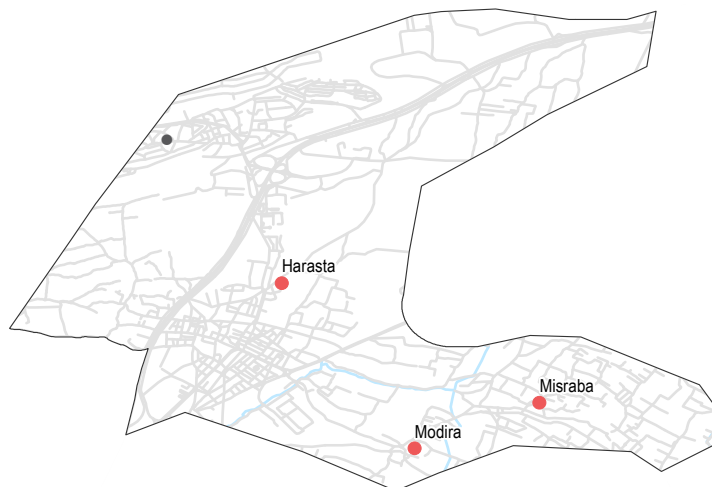
Hajar Aswad

Displacement

- % of pre-conflict population remaining
- % of population that are female
- % of female-headed households
- IDPs living in village
- New IDP arrivals
- Returnees

Harasta	
1-25%	1-25%
Yes	No
No	No
Misraba	
51-75%	51-75%
Yes	No
No	No
Modira	
51-75%	51-75%
Yes	No
No	No

• 3/4 communities assessed : Harasta, Misraba, Modira



Shelter

- Independent apartment or house
- Shared apartment or house
- Unfinished apartment or house
- Tent
- Private space not for shelter
- Cave/natural shelter
- Collective public space not for shelter
- No IDPs
- No information
- Min - Max: rent paid per room (where known)

Harasta	
NDPs	IDPs
500 - 2000 SYP	
Misraba	
NDPs	IDPs
1500 - 3500 SYP	
Modira	
NDPs	IDPs
1000 - 1500 SYP	

Livelihoods

Most common sources of income

Most common strategies used to cope with lack of income / resources

Community	Most common sources of income	Most common strategies used to cope with lack of income / resources
Harasta	Stable employment Farm owning Business/trade	Adults begging Borrowing from family/friends High risk/illegal work
Misraba	Stable employment Daily employment Business/trade	Borrowing from family/friends High risk/illegal work Selling household assets
Modira	Stable employment Daily employment Business/trade	Borrowing from family/friends High risk/illegal work Selling household assets

NFIs

Harasta

B NA	NA
C NA	NA
D 5500 SYP	1600 SYP
F 350000 SYP	NA

Misraba

B NA	NA
C NA	NA
D 4000 SYP	2000 SYP
F 350000 SYP	NA

Modira

B NA	NA
C NA	NA
D 4000 SYP	2000 SYP
F 350000 SYP	NA

Most common electricity source

- Main network
- Generator
- No source
- Solar alternative
- No information

Fuel Prices (SYP)*

- B** Butane (cannister)
- C** Coal (1kg)
- D** Diesel (1 litre)
- F** Firewood (1 tonne)

NFI Prices (SYP)*

- Cement (50kg)
- Floor mat (3*4m)
- Plastic tarpaulin (1m²)
- Tent (5 persons)

NA: not available for purchase

Most common strategies used to cope with a lack of fuel

Harasta

- Burning productive assets
- Burning plastics
- Burning waste

Misraba

- Burning productive assets
- Burning plastics
- Burning waste

Modira

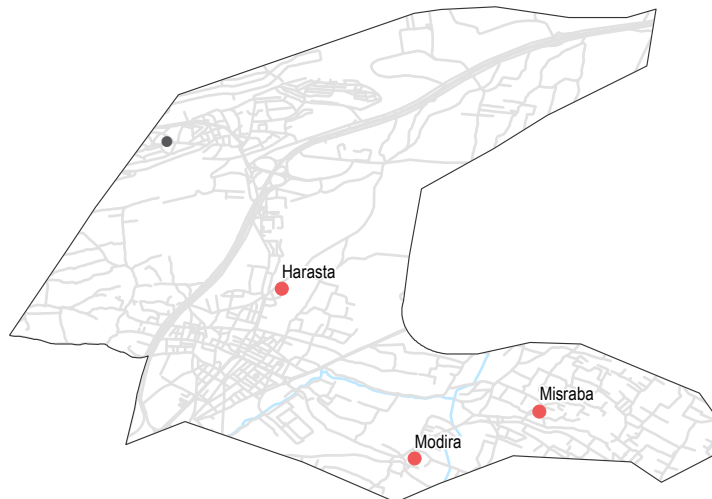
- Burning productive assets
- Burning plastics
- Burning waste

WASH

- Most common water source**
- Status of water source**
- Water is safe to drink
 - Water tastes/smells bad
 - People sick after drinking
 - No information
- Sufficiency of available water to meet household needs**
- Sufficient
 - Insufficient
 - No information
- Most common method of garbage disposal**

- Harasta**
- Water trucking
 - Public free collection
- Misraba**
- Water trucking
 - Public free collection
- Modira**
- Water trucking
 - Public free collection

• 3/4 communities assessed : Harasta, Misraba, Modira



Education

- Status of primary schools in village**
- Functioning
 - Not functioning
 - Not available
 - No information
- Barriers to accessing education services**

- Modira**
- Unsafe route to services

- Harasta**
- Unsafe route to services

- Misraba**
- Unsafe route to services

Health

Most common health problems

Most common barriers to accessing healthcare

Harasta

Chronic diseases
Injuries
Malnutrition

Security concerns around travel
Disability/Injuries/Illness
Security concerns around entering facilities

Misraba

Diarrhoea
Chronic diseases
Injuries

Old age
Disability/Injuries/Illness
Security concerns around entering facilities

Modira

Diarrhoea
Chronic diseases
Injuries

Old age
Disability/Injuries/Illness
Security concerns around entering facilities

Food Security

Harasta

Bread: no info
Rice: 5000 SYP
Lentils: 2100 SYP
Sugar: 15000 SYP
Cooking oil: 10000 SYP

- Private bakeries
- Flour too expensive
- 1 to 10

Misraba

Bread: no info
Rice: 5000 SYP
Lentils: 2100 SYP
Sugar: 15000 SYP
Cooking oil: 10000 SYP

- Shops
- No difficulties reported
- 1 to 10

Modira

Bread: no info
Rice: 5000 SYP
Lentils: 2100 SYP
Sugar: 15000 SYP
Cooking oil: 10000 SYP

- Shops
- No difficulties reported
- Private bakeries unavailable

Main challenges to obtaining food

- No challenges
- Some foods unavailable
- Local production decreased
- Lack of access to markets
- Some foods expensive
- Lack of resources to buy food
- Lack of access to fuel
- Cooking fuel unavailable
- No information

Bread (public): 1 pack
Rice: 1kg
Lentils: 1kg
Sugar: 1kg
Cooking oil: 1 litre

Access to bread

- Most common source of bread
- Most common barriers to accessing bread
- Number of days, per month, where bread from private bakeries was unavailable

Kafr Batna 1/2, Rural Damascus Governorate

November 2017

Displacement

- % of pre-conflict population remaining
- % of population that are female
- % of female-headed households
- IDPs living in village
- New IDP arrivals
- Returnees

Beit Sawa

- 1-25%
- 1-25%
- 1-25%
- Yes
- No
- No

Eftreis

- 1-25%
- 1-25%
- 1-25%
- Yes
- No
- No

Ein Terma

- 1-25%
- 1-25%
- 1-25%
- Yes
- No
- No

Hammura

- 26-50%
- 26-50%
- 1-25%
- Yes
- No
- No

• 8/10 communities assessed (4 communities are shown on the next factsheet): Beit Sawa, Eftreis, Ein Terma, Hammura



Shelter

- Independent apartment or house
- Shared apartment or house
- Unfinished apartment or house
- Tent
- Private space not for shelter
- Cave/natural shelter
- Collective public space not for shelter
- No IDPs
- No information
- Min - Max: rent paid per room (where known)

Beit Sawa

- NDPs
- IDPs
- 1500 - 1800 SYP

Hammura

- NDPs
- IDPs
- 2000 - 3000 SYP

Eftreis

- NDPs
- IDPs
- 1500 - 1800 SYP

Ein Terma

- NDPs
- IDPs
- No info

Livelihoods

Most common sources of income

Most common strategies used to cope with lack of income / resources

Beit Sawa

Daily employment
High risk/illegal work

Skipping meals
Reducing meal size

Eftreis

Daily employment
High risk/illegal work

Skipping meals
Reducing meal size

Ein Terma

Stable employment
Farm owning
Business/trade

Adults begging
Children sent to work/beg
Borrowing from family/friends

Hammura

Stable employment
Farm owning
Business/trade

Adults begging
Children sent to work/beg
Borrowing from family/friends

NFIs

Beit Sawa

- B NA
- C NA
- D 5500 SYP
- F 350000 SYP

Hammura

- B NA
- C NA
- D 5500 SYP
- F 350000 SYP

Eftreis

- B NA
- C NA
- D 5500 SYP
- F 350000 SYP

Ein Terma

- B NA
- C NA
- D 5500 SYP
- F 350000 SYP

Most common electricity source

- Main network
- Generator
- No source
- Solar alternative
- No information

Fuel Prices (SYP)*

- Butane (cannister)
- Coal (1kg)
- Diesel (1 litre)
- Firewood (1 tonne)

NFI Prices (SYP)*

- Cement (50kg)
- Floor mat (3*4m)
- Plastic tarpaulin (1m²)
- Tent (5 persons)

NA: not available for purchase

Beit Sawa

Cutting trees
Burning furniture not in use
Burning productive assets

Eftreis

Cutting trees
Burning furniture not in use
Burning productive assets

Ein Terma

Burning productive assets
Burning plastics
Burning waste

Hammura

Burning productive assets
Burning plastics
Burning waste

Most common strategies used to cope with a lack of fuel

Kafr Batna 1/2, Rural Damascus Governorate

November 2017

WASH

- Most common water source**
- Status of water source**
- Water is safe to drink
 - Water tastes/smells bad
 - People sick after drinking
 - No information
- Sufficiency of available water to meet household needs**
- Sufficient
 - Insufficient
 - No information
- Most common method of garbage disposal**

- Beit Sawa**
- Closed well
 - Public free collection
- Eftreis**
- Closed well
 - Public free collection
- Ein Terma**
- Water trucking
 - Public free collection
- Hammura**
- Water trucking
 - Public free collection

8/10 communities assessed (4 communities are shown on the next factsheet): Beit Sawa, Eftreis, Ein Terma, Hammura



Education

- Status of primary schools in village**
- Functioning
 - Not functioning
 - Not available
 - No information
- Barriers to accessing education services**

- Ein Terma**
- Unsafe route to services
- Hammura**
- Unsafe route to services

Beit Sawa

- Unsafe route to services

Eftreis

- Unsafe route to services

Health

- Most common health problems**
- Most common barriers to accessing healthcare**

Community	Most common health problems	Most common barriers to accessing healthcare
Beit Sawa	Injuries Acute respiratory infections Malnutrition	No facilities in the area
Eftreis	Injuries Acute respiratory infections Malnutrition	No difficulties reported
Ein Terma	Chronic diseases Injuries Malnutrition	Security concerns around travel Disability/Injuries/Illness Security concerns around entering facilities
Hammura	Chronic diseases Injuries Malnutrition	Security concerns around travel Disability/Injuries/Illness Security concerns around entering facilities

Food Security

Beit Sawa

Bread: no info
Rice: 5000 SYP
Lentils: 2100 SYP
Sugar: 15000 SYP
Cooking oil: 10000 SYP

- Shops
- Flour too expensive
- Private bakeries unavailable

Eftreis

Bread: no info
Rice: 5000 SYP
Lentils: 2100 SYP
Sugar: 15000 SYP
Cooking oil: 10000 SYP

- Shops
- Flour too expensive
- Private bakeries unavailable

Ein Terma

Bread: no info
Rice: 5000 SYP
Lentils: 2100 SYP
Sugar: 15000 SYP
Cooking oil: 10000 SYP

- Shops
- Flour too expensive
- Private bakeries unavailable

Hammura

Bread: no info
Rice: 5000 SYP
Lentils: 2100 SYP
Sugar: 15000 SYP
Cooking oil: 10000 SYP

- Private bakeries
- Flour too expensive
- 0

Main challenges to obtaining food

- No challenges
- Some foods unavailable
- Local production decreased
- Some foods expensive
- Lack of resources to buy food
- Lack of access to fuel
- Cooking fuel unavailable
- No information

Bread (public): 1 pack
Rice: 1kg
Lentils: 1kg
Sugar: 1kg
Cooking oil: 1 litre

- Access to bread**
- Most common source of bread
 - Most common barriers to accessing bread
 - Number of days, per month, where bread from private bakeries was unavailable

Kafr Batna 2/2, Rural Damascus Governorate

November 2017

Displacement

- % of pre-conflict population remaining
- % of population that are female
- % of female-headed households
- IDPs living in village
- New IDP arrivals
- Returnees

Community	% of pre-conflict population remaining	% of population that are female	% of female-headed households	IDPs living in village	New IDP arrivals	Returnees
Hezzeh	26-50%	1-25%	1-25%	Yes	No	No
Jisrein	51-75%	51-75%	1-25%	Yes	No	No
Kafr Batna	26-50%	26-50%	1-25%	Yes	No	No
Saqba	26-50%	26-50%	1-25%	Yes	No	No

• 8/10 communities assessed (4 communities are shown on the previous factsheet): Hezzeh, Jisrein, Kafr Batna, Saqba



Shelter

- Independent apartment or house
- Shared apartment or house
- Unfinished apartment or house
- Tent
- Private space not for shelter
- Cave/natural shelter
- Collective public space not for shelter
- No IDPs
- No information
- Min - Max: rent paid per room (where known)

Community	Most common shelter	Min - Max: rent paid per room (where known)
Hezzeh	NDPs: IDPs:	1500 - 1800 SYP
Saqba	NDPs: IDPs:	1500 - 3500 SYP
Jisrein	NDPs: IDPs:	750 - 1500 SYP
Kafr Batna	NDPs: IDPs:	1400 - 1800 SYP

Livelihoods

Most common sources of income

Most common strategies used to cope with lack of income / resources

Community	Most common sources of income	Most common strategies used to cope with lack of income / resources
Hezzeh	Daily employment High risk/illegal work	Skipping meals Reducing meal size
Jisrein	Stable employment Farm owning Business/trade	Borrowing from family/friends High risk/illegal work Selling household assets
Kafr Batna	Daily employment High risk/illegal work	Skipping meals Reducing meal size
Saqba	Stable employment Daily employment Farm owning	Adults begging Borrowing from family/friends High risk/illegal work

NFIs

Hezzeh

B NA	NA
C NA	NA
D 5500 SYP	NA
F 350000 SYP	NA

Jisrein

B NA	NA
C NA	NA
D 5500 SYP	1600 SYP
F 350000 SYP	NA

Kafr Batna

B NA	NA
C NA	NA
D 5500 SYP	NA
F 350000 SYP	NA

Saqba

B NA	NA
C NA	NA
D 5500 SYP	1600 SYP
F 350000 SYP	NA

- Most common electricity source
- Main network
 - Generator
 - No source
 - Solar alternative
 - No information
- Fuel Prices (SYP)*
- B** Butane (cannister)
 - C** Coal (1kg)
 - D** Diesel (1 litre)
 - F** Firewood (1 tonne)
- NFI Prices (SYP)*
- Cement (50kg)
 - Floor mat (3*4m)
 - Plastic tarpaulin (1m²)
 - Tent (5 persons)
- NA: not available for purchase

Hezzeh

- Cutting trees
- Burning furniture not in use
- Burning productive assets

Jisrein

- Burning productive assets
- Burning plastics
- Burning waste

Kafr Batna

- Burning furniture not in use
- Burning productive assets
- Burning clothes

Saqba

- Burning productive assets
- Burning plastics
- Burning waste

Most common strategies used to cope with a lack of fuel

Kafr Batna 2/2, Rural Damascus Governorate

November 2017

WASH

- Most common water source**
- Status of water source**
- Water is safe to drink
 - Water tastes/smells bad
 - People sick after drinking
 - No information
- Sufficiency of available water to meet household needs**
- Sufficient
 - Insufficient
 - No information
- Most common method of garbage disposal**

- Hezzeh**
- Closed well
 - Public free collection
- Jisrein**
- Water trucking
 - Public free collection
- Kafr Batna**
- Closed well
 - Public free collection
- Saqba**
- Water trucking
 - Public free collection

• 8/10 communities assessed (4 communities are shown on the previous factsheet): Hezzeh, Jisrein, Kafr Batna, Saqba



Education

- Status of primary schools in village**
- Functioning
 - Not functioning
 - Not available
 - No information
- Barriers to accessing education services**

- Kafr Batna**
- Unsafe route to services
- Saqba**
- Unsafe route to services

Hezzeh

- Unsafe route to services

Jisrein

- Unsafe route to services

Health

- Most common health problems**
- Most common barriers to accessing healthcare**

Community	Most common health problems	Most common barriers to accessing healthcare
Hezzeh	Injuries Acute respiratory infections Malnutrition	No difficulties reported
Jisrein	Chronic diseases Injuries Malnutrition	Security concerns around travel Disability/Injuries/Illness Security concerns around entering facilities
Kafr Batna	Injuries Acute respiratory infections Malnutrition	No difficulties reported
Saqba	Chronic diseases Injuries Malnutrition	Security concerns around travel Disability/Injuries/Illness Security concerns around entering facilities

Food Security

Hezzeh

- Bread: no info
- Rice: 5000 SYP
- Lentils: 2100 SYP
- Sugar: 15000 SYP
- Cooking oil: 6500 SYP
- Shops
- Flour too expensive
- 11 to 20

Jisrein

- Bread: no info
- Rice: 5000 SYP
- Lentils: 2100 SYP
- Sugar: 15000 SYP
- Cooking oil: 10000 SYP
- Private bakeries
- Flour too expensive
- 1 to 10

Kafr Batna

- Bread: no info
- Rice: 5000 SYP
- Lentils: 2100 SYP
- Sugar: 15000 SYP
- Cooking oil: 10000 SYP
- Shops
- Flour too expensive
- 1 to 10

Saqba

- Bread: no info
- Rice: 5000 SYP
- Lentils: 2100 SYP
- Sugar: 15000 SYP
- Cooking oil: 10000 SYP
- Private bakeries
- Flour too expensive
- 0

Main challenges to obtaining food

- No challenges
- Some foods unavailable
- Local production decreased
- Lack of access to markets
- Some foods expensive
- Lack of resources to buy food
- Lack of access to fuel
- Cooking fuel unavailable
- No information

Bread (public): 1 pack
Rice: 1kg
Lentils: 1kg
Sugar: 1kg
Cooking oil: 1 litre

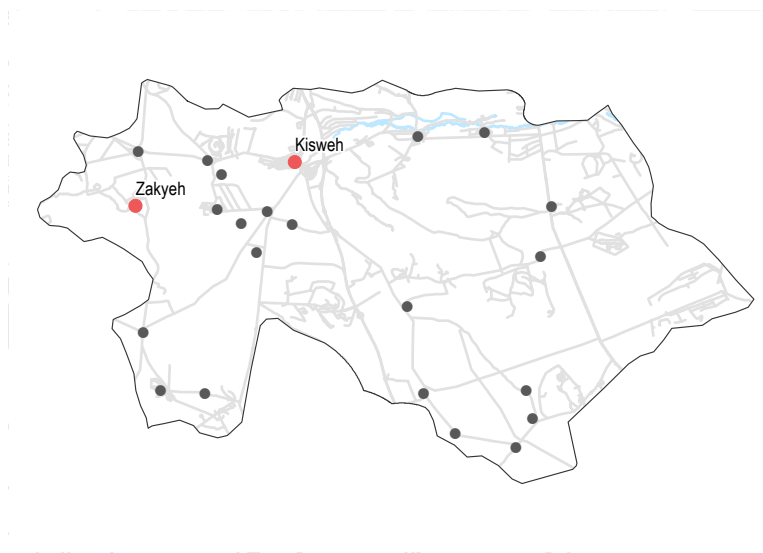
- Access to bread**
- Most common source of bread
 - Most common barriers to accessing bread
 - Number of days, per month, where bread from private bakeries was unavailable

Displacement

- % of pre-conflict population remaining
- % of population that are female
- % of female-headed households
- IDPs living in village
- New IDP arrivals
- Returnees

Kisweh					
76-100%	26-50%	1-25%			
Yes	No	No			
Zakyeh					
76-100%	51-75%	1-25%			
Yes	No	No			

• 2/23 communities assessed : Kisweh, Zakyeh



Shelter

- Independent apartment or house
 - Shared apartment or house
 - Unfinished apartment or house
 - Tent
 - Private space not for shelter
 - Cave/natural shelter
 - Collective public space not for shelter
 - No IDPs
 - No information
- Min - Max: rent paid per room (where known)

Kisweh	
NDPs	IDPs
5600 - 7000 SYP	
Zakyeh	
NDPs	IDPs
2500 - 5000 SYP	

Livelihoods

Most common sources of income

Most common strategies used to cope with lack of income / resources

Kisweh

Stable employment
Daily employment
Farm owning

Children sent to work/beg
Borrowing from family/friends
Skipping meals

Zakyeh

Stable employment
Daily employment
Business/trade

Children sent to work/beg
Borrowing from family/friends

NFIs

Kisweh

B 2850 SYP	2400 SYP
C 450 SYP	5350 SYP
D 300 SYP	2000 SYP
F 60000 SYP	NA

Zakyeh

B 3000 SYP	2800 SYP
C 450 SYP	2500 SYP
D 350 SYP	3000 SYP
F 60000 SYP	NA

Most common electricity source

- Main network
- Generator
- No source
- Solar alternative
- No information

Fuel Prices (SYP)*

- B** Butane (cannister)
- C** Coal (1kg)
- D** Diesel (1 litre)
- F** Firewood (1 tonne)

NFI Prices (SYP)*

- Cement (50kg)
- Floor mat (3*4m)
- Plastic tarpaulin (1m²)
- Tent (5 persons)

NA: not available for purchase

Kisweh

Burning clothes
Burning plastics
Burning waste

Zakyeh

Burning furniture not in use
Burning plastics
Burning waste

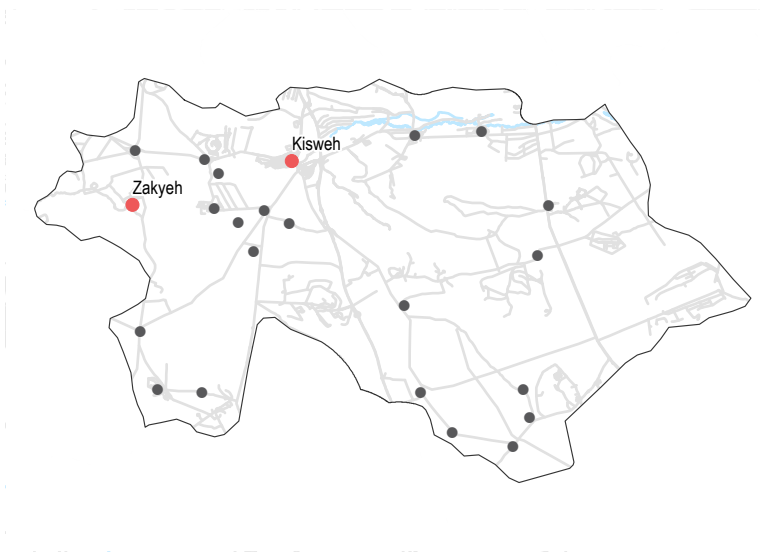
Most common strategies used to cope with a lack of fuel

WASH

- Most common water source**
- Status of water source**
- Water is safe to drink
 - Water tastes/smells bad
 - People sick after drinking
 - No information
- Sufficiency of available water to meet household needs**
- Sufficient
 - Insufficient
 - No information
- Most common method of garbage disposal**

- Kisweh**
- No consensus
 - Public free collection
- Zakyeh**
- Closed well
 - Public free collection

• 2/23 communities assessed : Kisweh, Zakyeh



Food Security

Kisweh

- Bread: 75 SYP
 - Rice: 525 SYP
 - Lentils: 325 SYP
 - Sugar: 363 SYP
 - Cooking oil: 675 SYP
- Public bakeries
 - No difficulties reported
 - 0

Zakyeh

- Bread: no info
 - Rice: 550 SYP
 - Lentils: 350 SYP
 - Sugar: 375 SYP
 - Cooking oil: 600 SYP
- Private bakeries
 - No difficulties reported
 - 0

Main challenges to obtaining food

- No challenges
 - Some foods unavailable
 - Local production decreased
 - Lack of access to markets
 - Some foods expensive
 - Lack of resources to buy food
 - Lack of access to fuel
 - Cooking fuel unavailable
 - No information
- Bread (public): 1 pack
 Rice: 1kg
 Lentils: 1kg
 Sugar: 1kg
 Cooking oil: 1 litre

Access to bread

- Most common source of bread
- Most common barriers to accessing bread
- Number of days, per month, where bread from private bakeries was unavailable

Education

- Status of primary schools in village**
- Functioning
 - Not functioning
 - Not available
 - No information
- Barriers to accessing education services**

Kisweh
 Most children accessed education

Zakyeh
 Most children accessed education

Health

Most common health problems

Kisweh

- Chronic diseases
- Pregnancy related diseases
- Maternal health issues

Zakyeh

- Maternal health issues
- Injuries
- Severe diseases affecting those aged less than 5

Most common barriers to accessing healthcare

- Security concerns around travel
- Security concerns around entering facilities
- Services are too expensive

- Security concerns around travel
- Security concerns around entering facilities
- Services are too expensive

Madaya, Rural Damascus Governorate

November 2017

Displacement

- % of pre-conflict population remaining
- % of population that are female
- % of female-headed households
- IDPs living in village
- New IDP arrivals
- Returnees

Bqine					
26-50%	26-50%	1-25%	Yes	No	No
Madaya					
51-75%	26-50%	1-25%	Yes	No	No

• 2/3 communities assessed : Bqine, Madaya



Shelter

- Independent apartment or house
 - Shared apartment or house
 - Unfinished apartment or house
 - Tent
 - Private space not for shelter
 - Cave/natural shelter
 - Collective public space not for shelter
 - No IDPs
 - No information
- Min - Max: rent paid per room (where known)

Bqine	
NDPs	IDPs
2500 - 5000 SYP	
Madaya	
NDPs	IDPs
2500 - 5000 SYP	

Livelihoods

Most common sources of income

Most common strategies used to cope with lack of income / resources

Bqine	Stable employment Daily employment Business/trade	Adults begging Borrowing from family/friends
Madaya	Stable employment Daily employment Business/trade	Children sent to work/beg Borrowing from family/friends

NFIs

Bqine

B 3000 SYP	3000 SYP
C 450 SYP	2500 SYP
D 375 SYP	3000 SYP
F 60000 SYP	NA

Madaya

B 3000 SYP	3000 SYP
C 450 SYP	2500 SYP
D 350 SYP	3000 SYP
F 60000 SYP	NA

- Most common electricity source
- Main network
 - Generator
 - No source
 - Solar alternative
 - No information
- Fuel Prices (SYP)*
- B** Butane (cannister)
 - C** Coal (1kg)
 - D** Diesel (1 litre)
 - F** Firewood (1 tonne)
- NFI Prices (SYP)*
- Cement (50kg)
 - Floor mat (3*4m)
 - Plastic tarpaulin (1m²)
 - Tent (5 persons)
- NA: not available for purchase

Bqine
No lack of fuel

Madaya
No lack of fuel

Most common strategies used to cope with a lack of fuel

WASH

Most common water source

Status of water source

Water is safe to drink

Water tastes/smells bad

People sick after drinking

No information

Sufficiency of available water to meet household needs

Sufficient

Insufficient

No information

Most common method of garbage disposal

Bqine

Network

Public free collection

Madaya

Network

Public free collection

• 2/3 communities assessed : Bqine, Madaya



Food Security

Bqine



Bread: no info
Rice: 550 SYP
Lentils: 350 SYP
Sugar: 375 SYP
Cooking oil: 700 SYP

Private bakeries

No difficulties reported

0

Madaya



Bread: no info
Rice: 500 SYP
Lentils: 350 SYP
Sugar: 375 SYP
Cooking oil: 700 SYP

Private bakeries

No difficulties reported

0

Main challenges to obtaining food

No challenges

Some foods unavailable

Local production decreased

Lack of access to markets

Some foods expensive

Lack of resources to buy food

Lack of access to fuel

Cooking fuel unavailable

No information

Bread (public): 1 pack
Rice: 1kg
Lentils: 1kg
Sugar: 1kg
Cooking oil: 1 litre

Access to bread

Most common source of bread

Most common barriers to accessing bread

Number of days, per month, where bread from private bakeries was unavailable

Education

Status of primary schools in village

Functioning

Not functioning

Not available

No information

Barriers to accessing education services

Bqine

Most children accessed education

Madaya

Most children accessed education

Health

Most common health problems

Most common barriers to accessing healthcare

Bqine

Pregnancy related diseases
Maternal health issues
Injuries

Security concerns around travel
Security concerns around entering facilities
Services are too expensive

Madaya

Pregnancy related diseases
Maternal health issues
Injuries

Security concerns around travel
Security concerns around entering facilities
Services are too expensive

Markaz Darayya, Rural Damascus Governorate

November 2017

Displacement

- % of pre-conflict population remaining
- % of population that are female
- % of female-headed households
- IDPs living in village
- New IDP arrivals
- Returnees

Madamiyet Elsham

- 1-25% 26-50% 1-25%
- Yes No No

• 1/2 community assessed : Madamiyet Elsham



NFIs

Madamiyet Elsham

- B** 3000 SYP 2800 SYP
- C** 450 SYP 2500 SYP
- D** 350 SYP 3000 SYP
- F** 60000 SYP NA

Most common electricity source

- Main network
- Generator
- No source
- Solar alternative
- No information

Fuel Prices (SYP)*

- B** Butane (cannister)
- C** Coal (1kg)
- D** Diesel (1 litre)
- F** Firewood (1 tonne)

NFI Prices (SYP)*

- Cement (50kg)
- Floor mat (3*4m)
- Plastic tarpaulin (1m²)
- Tent (5 persons)

NA: not available for purchase

Shelter

- Independent apartment or house
 - Shared apartment or house
 - Unfinished apartment or house
 - Tent
 - Private space not for shelter
 - Cave/natural shelter
 - Collective public space not for shelter
 - No IDPs
 - No information
- Min - Max: rent paid per room (where known)

Madamiyet Elsham

- NDPs IDPs
- 2500 - 5000 SYP

Livelihoods

Most common sources of income

Madamiyet Elsham

- Stable employment
- Daily employment
- Business/trade

Most common strategies used to cope with lack of income / resources

- Children sent to work/beg
- Borrowing from family/friends

Madamiyet Elsham

- Burning furniture not in use
- Burning plastics
- Burning waste

- Most common strategies used to cope with a lack of fuel

Markaz Darayya, Rural Damascus Governorate

November 2017

WASH

- Most common water source
- Status of water source
 - Water is safe to drink
 - Water tastes/smells bad
 - People sick after drinking
 - No information
- Sufficiency of available water to meet household needs
 - Sufficient
 - Insufficient
 - No information
- Most common method of garbage disposal

Madamiyet Elsham

- Closed well
- Public free collection

• 1/2 community assessed : Madamiyet Elsham



Food Security

Madamiyet Elsham

- Bread: no info
- Rice: 550 SYP
- Lentils: 350 SYP
- Sugar: 325 SYP
- Cooking oil: 700 SYP
- Private bakeries
- No difficulties reported
- Private bakeries unavailable

Main challenges to obtaining food

- No challenges
- Some foods unavailable
- Local production decreased
- Lack of access to markets
- Some foods expensive
- Lack of resources to buy food
- Lack of access to fuel
- Cooking fuel unavailable
- No information

Bread (public): 1 pack
 Rice: 1kg
 Lentils: 1 kg
 Sugar: 1kg
 Cooking oil: 1 litre

Access to bread

- Most common source of bread
- Most common barriers to accessing bread
- Number of days, per month, where bread from private bakeries was unavailable

Education

- Status of primary schools in village
 - Functioning
 - Not functioning
 - Not available
 - No information
- Barriers to accessing education services

Madamiyet Elsham
 Most children accessed education

Health

- Most common health problems
 - Chronic diseases
 - Maternal health issues
 - Severe diseases affecting those aged less than 5
- Most common barriers to accessing healthcare
 - Security concerns around travel
 - Security concerns around entering facilities
 - Services are too expensive

Madamiyet Elsham

Nashabiyeh, Rural Damascus Governorate

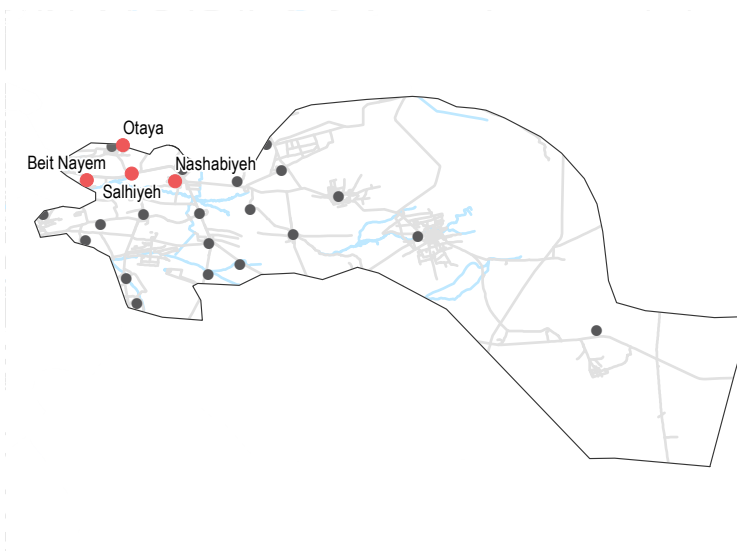
November 2017

Displacement

- % of pre-conflict population remaining
- % of population that are female
- % of female-headed households
- IDPs living in village
- New IDP arrivals
- Returnees

Beit Nayem		
1-25%	1-25%	None
Yes	No info	No
Nashabiyeh		
1-25%	1-25%	None
Yes	No	No
Otaya		
51-75%	51-75%	1-25%
Yes	No	No
Salhiyeh		
1-25%	1-25%	None
Yes	No info	No

•4/21 communities assessed : Beit Nayem, Nashabiyeh, Otaya, Salhiyeh



Shelter

- Independent apartment or house
- Shared apartment or house
- Unfinished apartment or house
- Tent
- Private space not for shelter
- Cave/natural shelter
- Collective public space not for shelter
- No IDPs
- No information
- Min - Max: rent paid per room (where known)

Beit Nayem		Salhiyeh	
NDPs	IDPs	NDPs	IDPs
No info		No info	
Nashabiyeh			
NDPs	IDPs		
No info			
Otaya			
NDPs	IDPs		
No info			

Livelihoods

Most common sources of income

Most common strategies used to cope with lack of income / resources

Community	Most common sources of income	Most common strategies used to cope with lack of income / resources
Beit Nayem	Daily employment High risk/illegal work	Skipping meals Reducing meal size
Nashabiyeh	Daily employment High risk/illegal work	Skipping meals Reducing meal size
Otaya	Daily employment Farm owning	Skipping meals Reducing meal size
Salhiyeh	Daily employment High risk/illegal work	Skipping meals Reducing meal size

NFIs

Beit Nayem

B NA	NA
C NA	NA
D 5500 SYP	NA
F 350000 SYP	NA

Nashabiyeh

B NA	NA
C NA	NA
D 5500 SYP	NA
F 275000 SYP	NA

Otaya

B NA	NA
C 500 SYP	NA
D 4200 SYP	NA
F 250000 SYP	NA

Salhiyeh

B NA	NA
C NA	NA
D 5500 SYP	NA
F 275000 SYP	NA

- Most common electricity source
- Main network
 - Generator
 - No source
 - Solar alternative
 - No information

Fuel Prices (SYP)*

- B** Butane (cannister)
- C** Coal (1kg)
- D** Diesel (1 litre)
- F** Firewood (1 tonne)

NFI Prices (SYP)*

- Cement (50kg)
- Floor mat (3*4m)
- Plastic tarpaulin (1m²)
- Tent (5 persons)

NA: not available for purchase

Most common strategies used to cope with a lack of fuel

Beit Nayem

- Cutting trees
- Burning furniture not in use
- Burning productive assets

Nashabiyeh

- Cutting trees
- Burning furniture not in use
- Burning productive assets

Salhiyeh

- Cutting trees
- Burning furniture not in use
- Burning productive assets

Otaya

- Cutting trees

Nashabiyeh, Rural Damascus Governorate

November 2017

WASH

- Most common water source**
- Status of water source**
- Water is safe to drink
 - Water tastes/smells bad
 - People sick after drinking
 - No information
- Sufficiency of available water to meet household needs**
- Sufficient
 - Insufficient
 - No information
- Most common method of garbage disposal**

Beit Nayem

- Closed well
- Buried / burned

Nashabiyeh

- Closed well
- Buried / burned

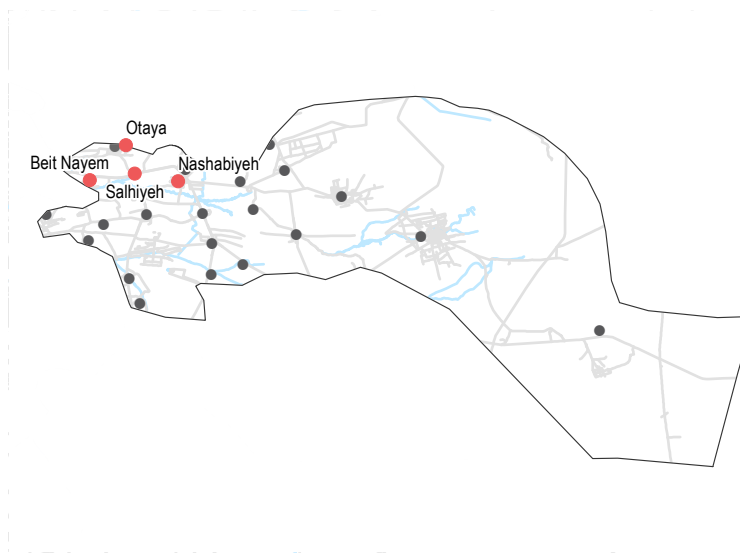
Otaya

- Open well
- Disposed at designated site

Salhiyeh

- Closed well
- Buried / burned

•4/21 communities assessed : Beit Nayem, Nashabiyeh, Otaya, Salhiyeh



Education

- Status of primary schools in village**
- Functioning
 - Not functioning
 - Not available
 - No information
- Barriers to accessing education services**

Otaya

Most children accessed education

Salhiyeh

Some facilities destroyed

Beit Nayem

Some facilities destroyed

Nashabiyeh

Unsafe route to services

Health

Most common health problems

Most common barriers to accessing healthcare

Beit Nayem

Injuries
Acute respiratory infections
Malnutrition

No facilities in the area

Nashabiyeh

Injuries
Acute respiratory infections
Malnutrition

No facilities in the area

Otaya

Acute respiratory infections
Severe diseases affecting those aged less than 5

Lack of transportation

Salhiyeh

Injuries
Acute respiratory infections
Malnutrition

No facilities in the area

Food Security

Beit Nayem

Bread: no info
Rice: 5000 SYP
Lentils: 210 SYP
Sugar: 15000 SYP
Cooking oil: 10000 SYP

Shops

No difficulties reported

Private bakeries unavailable

Nashabiyeh

Bread: no info
Rice: 5000 SYP
Lentils: 2100 SYP
Sugar: 15000 SYP
Cooking oil: 10000 SYP

Shops

Flour too expensive

Private bakeries unavailable

Otaya

Bread: no info
Rice: 5000 SYP
Lentils: 1950 SYP
Sugar: 13000 SYP
Cooking oil: 7000 SYP

Shops

No difficulties reported

Private bakeries unavailable

Salhiyeh

Bread: no info
Rice: 5000 SYP
Lentils: 2100 SYP
Sugar: 15000 SYP
Cooking oil: 10000 SYP

Shops

Flour too expensive

Private bakeries unavailable

Main challenges to obtaining food

- No challenges
- Some foods unavailable
- Local production decreased
- Lack of access to markets
- Some foods expensive
- Lack of resources to buy food
- Lack of access to fuel
- Cooking fuel unavailable
- No information

Bread (public): 1 pack
Rice: 1kg
Lentils: 1kg
Sugar: 1kg
Cooking oil: 1 litre

Access to bread

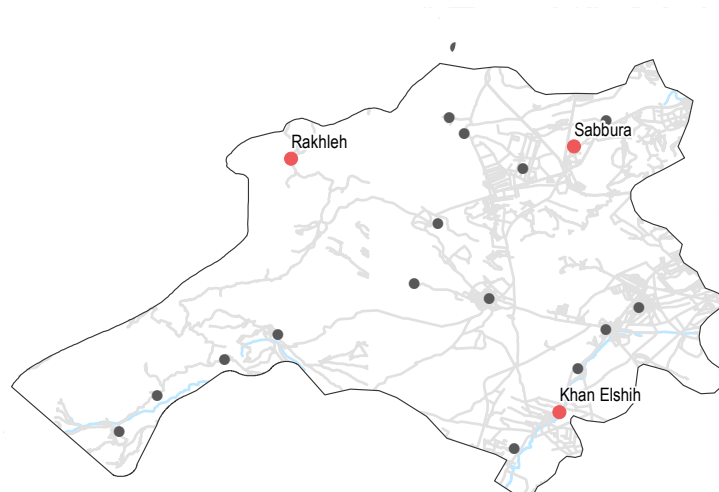
- Most common source of bread
- Most common barriers to accessing bread
- Number of days, per month, where bread from private bakeries was unavailable

Displacement

- % of pre-conflict population remaining
- % of population that are female
- % of female-headed households
- IDPs living in village
- New IDP arrivals
- Returnees

Khan Elshih		
26-50%	51-75%	1-25%
Yes	No	No
Rakhleh		
51-75%	51-75%	1-25%
Yes	No info	No
Sabbura		
76-100%	51-75%	26-50%
Yes	No	No

• 3/20 communities assessed : Khan Elshih, Rakhleh, Sabbura



Shelter

- Independent apartment or house
- Shared apartment or house
- Unfinished apartment or house
- Tent
- Private space not for shelter
- Cave/natural shelter
- Collective public space not for shelter
- No IDPs
- No information
- Min - Max: rent paid per room (where known)

Khan Elshih	
NDPs	IDPs
2500 - 5000 SYP	
Rakhleh	
NDPs	IDPs
No info	
Sabbura	
NDPs	IDPs
30000 - 35000 SYP	

Livelihoods

	Most common sources of income	Most common strategies used to cope with lack of income / resources
Khan Elshih	Stable employment Daily employment Cash items	Children sent to work/beg Borrowing from family/friends
Rakhleh	Stable employment Daily employment Savings	Taking loans/buying on credit Borrowing from family/friends Skipping meals
Sabbura	Stable employment Daily employment Business/trade	Children sent to work/beg Taking loans/buying on credit Borrowing from family/friends

NFIs

Khan Elshih	
B 3000 SYP	NA
C 450 SYP	NA
D 350 SYP	3000 SYP
F 60000 SYP	NA
Rakhleh	
B 3000 SYP	1000 SYP
C 350 SYP	450 SYP
D 250 SYP	1500 SYP
F 70000 SYP	65000 SYP
Sabbura	
B 2800 SYP	1000 SYP
C 350 SYP	450 SYP
D 250 SYP	1500 SYP
F 70000 SYP	75000 SYP

- Most common electricity source
- Main network
 - Generator
 - No source
 - Solar alternative
 - No information
- Fuel Prices (SYP)*
- B** Butane (cannister)
 - C** Coal (1kg)
 - D** Diesel (1 litre)
 - F** Firewood (1 tonne)
- NFI Prices (SYP)*
- Cement (50kg)
 - Floor mat (3*4m)
 - Plastic tarpaulin (1m²)
 - Tent (5 persons)
- NA: not available for purchase

- Khan Elshih**
Cutting trees
Burning furniture not in use
Burning plastics
- Rakhleh**
No lack of fuel
- Sabbura**
No lack of fuel

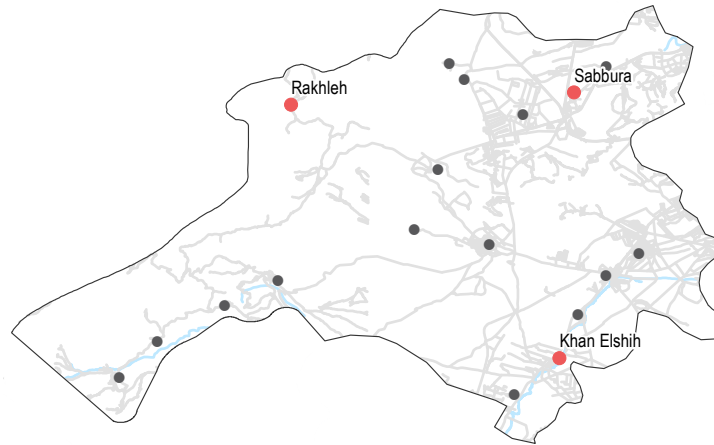
Most common strategies used to cope with a lack of fuel

WASH

- Most common water source**
- Status of water source**
- Water is safe to drink
 - Water tastes/smells bad
 - People sick after drinking
 - No information
- Sufficiency of available water to meet household needs**
- Sufficient
 - Insufficient
 - No information
- Most common method of garbage disposal**

- Khan Elshih**
- Closed well
 - Public free collection
- Rakhleh**
- Network
 - Public free collection
- Sabbura**
- Network
 - Public free collection

• 3/20 communities assessed : Khan Elshih, Rakhleh, Sabbura



Education

- Status of primary schools in village**
- Functioning
 - Not functioning
 - Not available
 - No information
- Barriers to accessing education services**
- Khan Elshih**
- Most children accessed education

- Sabbura**
- Most children accessed education

- Rakhleh**
- Most children accessed education

Health

	Most common health problems	Most common barriers to accessing healthcare
Khan Elshih	Chronic diseases Maternal health issues Injuries	Security concerns around travel Security concerns around entering facilities Services are too expensive
Rakhleh	Disabilities Acute respiratory infections Symptoms of psychological trauma	High cost of transportation Old age Disability/Injuries/Illness
Sabbura	Disabilities Acute respiratory infections Severe diseases affecting those aged less than 5	Old age Disability/Injuries/Illness

Food Security

Khan Elshih

- Bread: no info
- Rice: 450 SYP
- Lentils: 350 SYP
- Sugar: 375 SYP
- Cooking oil: 750 SYP
- Shops
- No difficulties reported
- Private bakeries unavailable

Rakhleh

- Bread: no info
- Rice: 450 SYP
- Lentils: 350 SYP
- Sugar: 250 SYP
- Cooking oil: 650 SYP
- Private bakeries
- No difficulties reported
- 0

Sabbura

- Bread: no info
- Rice: 500 SYP
- Lentils: 350 SYP
- Sugar: 250 SYP
- Cooking oil: 600 SYP
- Private bakeries
- No difficulties reported
- 0

Main challenges to obtaining food

- No challenges
- Some foods unavailable
- Local production decreased
- Lack of access to markets
- Some foods expensive
- Lack of resources to buy food
- Lack of access to fuel
- Cooking fuel unavailable
- No information
- Bread (public): 1 pack
- Rice: 1kg
- Lentils: 1kg
- Sugar: 1kg
- Cooking oil: 1 litre
- Access to bread
- Most common source of bread
- Most common barriers to accessing bread
- Number of days, per month, where bread from private bakeries was unavailable

Qudsiya, Rural Damascus Governorate

November 2017

Displacement

• 2/7 communities assessed : Al Hama, Qudsiya

<ul style="list-style-type: none"> % of pre-conflict population remaining % of population that are female % of female-headed households IDPs living in village New IDP arrivals Returnees 	Al Hama 51-75% 51-75% 1-25% Yes No No
	Qudsiya 51-75% 51-75% 1-25% Yes No No



NFIs

Al Hama

B 3000 SYP	6000 SYP
C 550 SYP	NA
D 250 SYP	450 SYP
F NA	NA

Qudsiya

B 3000 SYP	6000 SYP
C 550 SYP	NA
D 250 SYP	450 SYP
F NA	NA

- Most common electricity source
- Main network
 - Generator
 - No source
 - Solar alternative
 - No information

Fuel Prices (SYP)*

- B** Butane (cannister)
- C** Coal (1kg)
- D** Diesel (1 litre)
- F** Firewood (1 tonne)

NFI Prices (SYP)*

- Cement (50kg)
- Floor mat (3*4m)
- Plastic tarpaulin (1m²)
- Tent (5 persons)

NA: not available for purchase

Shelter

Most common shelter

- Independent apartment or house
- Shared apartment or house
- Unfinished apartment or house
- Tent
- Private space not for shelter
- Cave/natural shelter
- Collective public space not for shelter
- No IDPs
- No information

Min - Max: rent paid per room (where known)

Al Hama

NDPs	IDPs
5000 - 12000 SYP	

Qudsiya

NDPs	IDPs
5000 - 15000 SYP	

Livelihoods

\$ Most common sources of income

Most common strategies used to cope with lack of income / resources

Al Hama

Stable employment
Daily employment
Business/trade

Borrowing from family/friends

Qudsiya

Stable employment
Daily employment
Business/trade

Borrowing from family/friends

Al Hama

No lack of fuel

Qudsiya

No lack of fuel

Most common strategies used to cope with a lack of fuel

WASH

- Most common water source
- Status of water source
 - Water is safe to drink
 - Water tastes/smells bad
 - People sick after drinking
 - No information
- Sufficiency of available water to meet household needs
 - Sufficient
 - Insufficient
 - No information
- Most common method of garbage disposal

- Al Hama**
- Network
 - Public free collection
- Qudsiya**
- Network
 - Public free collection

• 2/7 communities assessed : Al Hama, Qudsiya



Food Security

Al Hama

- Bread: 50 SYP
- Rice: 500 SYP
- Lentils: 650 SYP
- Sugar: 400 SYP
- Cooking oil: 950 SYP
- Public bakeries
- No difficulties reported
- Private bakeries unavailable

Qudsiya

- Bread: 50 SYP
- Rice: 500 SYP
- Lentils: 650 SYP
- Sugar: 400 SYP
- Cooking oil: 950 SYP
- Public bakeries
- No difficulties reported
- Private bakeries unavailable

Main challenges to obtaining food

- No challenges
- Some foods unavailable
- Local production decreased
- Lack of access to markets
- Some foods expensive
- Lack of resources to buy food
- Lack of access to fuel
- Cooking fuel unavailable
- No information

Bread (public): 1 pack
 Rice: 1kg
 Lentils: 1kg
 Sugar: 1kg
 Cooking oil: 1 litre

Access to bread

- Most common source of bread
- Most common barriers to accessing bread
- Number of days, per month, where bread from private bakeries was unavailable

Education

- Status of primary schools in village
 - Functioning
 - Not functioning
 - Not available
 - No information
- Barriers to accessing education services

Al Hama
 Most children accessed education

Qudsiya
 Most children accessed education

Health

Most common health problems

Most common barriers to accessing healthcare

Al Hama

Diarrhoea
 Communicable diseases
 Chronic diseases

Security concerns around travel
 Disability/Injuries/Illness
 Services are too expensive

Qudsiya

Communicable diseases
 Chronic diseases

Security concerns around travel
 Disability/Injuries/Illness
 Services are too expensive

Sahnaya, Rural Damascus Governorate

November 2017

Displacement

- % of pre-conflict population remaining
- % of population that are female
- % of female-headed households
- IDPs living in village
- New IDP arrivals
- Returnees

Sahnaya

- 51-75%
- 26-50%
- 1-25%
- Yes
- No
- No

• 1/2 community assessed : Sahnaya



NFIs

Sahnaya

- B** 2800 SYP 2400 SYP
- C** 400 SYP 2000 SYP
- D** 195 SYP 250 SYP
- F** 120000 SYP NA

Most common electricity source

- Main network
- Generator
- No source
- Solar alternative
- No information

Fuel Prices (SYP)*

- B** Butane (cannister)
- C** Coal (1kg)
- D** Diesel (1 litre)
- F** Firewood (1 tonne)

NFI Prices (SYP)*

- Cement (50kg)
- Floor mat (3*4m)
- Plastic tarpaulin (1m²)
- Tent (5 persons)

NA: not available for purchase

Shelter

- Most common shelter
 - Independent apartment or house
 - Shared apartment or house
 - Unfinished apartment or house
 - Tent
 - Private space not for shelter
 - Cave/natural shelter
 - Collective public space not for shelter
 - No IDPs
 - No information
- Min - Max: rent paid per room (where known)

Sahnaya

- NDPs
- IDPs
- 5000 - 10000 SYP

Livelihoods

Most common sources of income

- Stable employment
- Daily employment
- Business/trade

Sahnaya

Most common strategies used to cope with lack of income / resources

- Borrowing from family/friends

Sahnaya

- No lack of fuel

Most common strategies used to cope with a lack of fuel

Sahnaya, Rural Damascus Governorate

November 2017

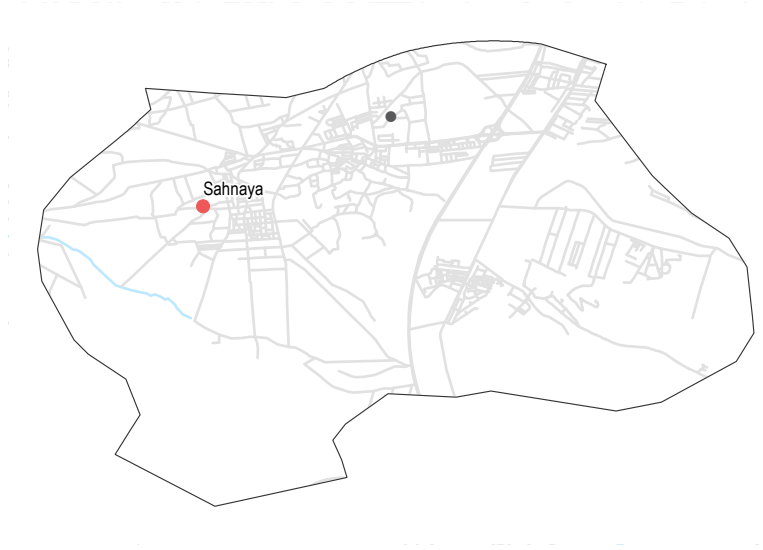
WASH

- Most common water source
- Status of water source
 - Water is safe to drink
 - Water tastes/smells bad
 - People sick after drinking
 - No information
- Sufficiency of available water to meet household needs
 - Sufficient
 - Insufficient
 - No information
- Most common method of garbage disposal

Sahnaya

- Network
- Public free collection

• 1/2 community assessed : Sahnaya



Food Security

Sahnaya

- Bread: 75 SYP
- Rice: 500 SYP
- Lentils: 250 SYP
- Sugar: 280 SYP
- Cooking oil: 650 SYP
- Public bakeries
- No difficulties reported
- 0

Main challenges to obtaining food

- No challenges
- Some foods unavailable
- Local production decreased
- Lack of access to markets
- Some foods expensive
- Lack of resources to buy food
- Lack of access to fuel
- Cooking fuel unavailable
- No information

Bread (public): 1 pack
 Rice: 1kg
 Lentils: 1 kg
 Sugar: 1kg
 Cooking oil: 1 litre

Access to bread

- Most common source of bread
- Most common barriers to accessing bread
- Number of days, per month, where bread from private bakeries was unavailable

Education

- Status of primary schools in village
 - Functioning
 - Not functioning
 - Not available
 - No information
- Barriers to accessing education services

Sahnaya
 Most children accessed education

Health

- Most common health problems
 - Chronic diseases
 - Pregnancy related diseases
 - Severe diseases affecting those aged less than 5
- Most common barriers to accessing healthcare
 - Services are too expensive