

Deir-er-Raai es Saleh

May 2015

Reported Top Needs

	Host Communities		Displaced	
	Female	Male	Female	Male
Shelter	0%	0%	15%	28%
Education	2%	5%	15%	25%
Roads	21%	12%	2%	0%
Electricity	18%	12%	3%	0%
Employment	14%	14%	17%	8%
Winterisation	0%	2%	15%	14%
Security	4%	14%	0%	0%
Waste Water Mgmt	5%	12%	0%	0%
Health	11%	2%	12%	8%
NFIs	0%	7%	5%	11%

Host

Displaced

Demographic Pressure

Top 3 reasons for moving in
Last 3 years

More employment opportunities

Lack of affordable housing

N/A

100% of hosts reported significant population increase in the last 3 years

Last 6 months

1 Safety concerns

2 Discrimination/Hostility

3 More employment opportunities

86% of displaced reported significant population increase in the last 6 months

Social Stability

Potential sources of tensions related to:
Lack of Social interaction

Lack of conflict mitigation mechanisms

Lack of confidence in institutions

Restrictions on displaced communities

Negative views of international actors

Social fragmentation

Host

Displaced

Reported issues causing community divisions

Overstretched resources

Job shortages

Overstretched public services

Income & Poverty

Main sources of income

Formal commerce

Informal commerce

Unskilled non-agricultural labour

Most common mode of employment

Regular

Irregular/temporary

Average monthly HH income

\$1545 as reported by respondents

\$575

Reported changes in unemployment in last 3 years/6 months

Increased

Increased

Most Commonly Reported HH expenditures on basic food staples

31 - 40%

71 - 80%

Most Commonly Reported HH expenditures on essential non-food items

11 - 20%

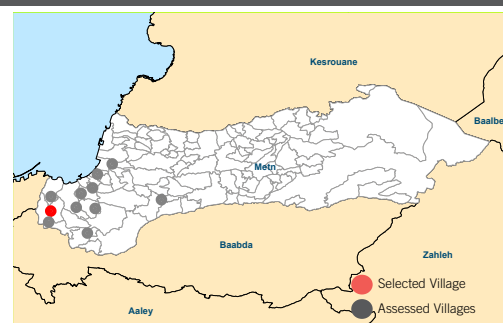
11 - 20%

Top coping mechanisms to cover cost of basic needs

Buy cheaper/lower quality food

Borrow money/food

Credit

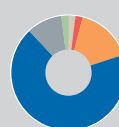


Host

Displaced

Shelter

Main types of accommodation reported



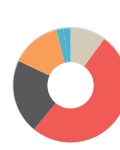
Collective centre/shelter
Factory/Warehouse
Tent/Handmade shelter in settlement
Garage/Shop/Worksite
Homeless/No shelter
Independent house/apartment
One room structure
Unfinished building



Kind of occupancy arrangement



Owned apartment/house
Unfurnished rental/Land
Furnished rental
Provided by employer
Hosted
Squatting
Assistance/Charity



Average monthly household rent

\$401

\$398

Reported evictions



Yes
No
Do not know



have heard reports of evictions

Electricity

Average hours of electricity reported per day

17h

16h

Average monthly HH expenditure reported

\$131

\$76

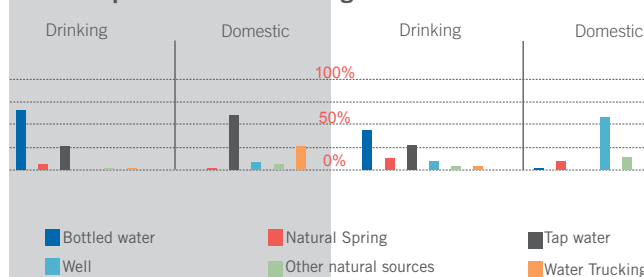
Main source of electricity

Public network

Public network

Water

Top sources for drinking and domestic water



Average monthly expenditure on drinking water per HH

\$41

\$29

Average monthly expenditure on domestic water per HH

\$24

\$20



Host

Displaced

Wastewater Management

Main wastewater systems



Open air/Pit latrines
Public network
Private collection
None



Types of toilets



Traditional pit
Flush
Improved pit
No toilet in home
Open air



Access to showering and washing facilities

100%

of respondents HH have access to showering and washing facilities

100%

Reported flooding or presence of stagnant water within community in the last 12 months

62%

reported flooding in immediate surroundings

13%



Solid Waste Management

Main type of solid waste disposal

Private collection

Private collection

In the last 3 months

Refuse/garbage

63%

of respondents reported noticeable excess refuse/garbage

25%

Presence of pests

57%

of respondents reported noticeable presence of flies, rodents, and insects

31%



Health

Most commonly reported child illnesses

Acute respiratory diseases 1 Diarrhea

Other stomach ailments 2 Acute respiratory diseases

Diarrhea 3 Other stomach ailments

Top 3 challenges in accessing health services

Cost of health services 1 Cost of medicines

Cost of medicines 2 Cost of health services

No affordable transportation 3 Discrimination

Participated in polio campaigns in last 3 months

90%

took their children to be vaccinated in polio campaign

80%

Reasons for not participating in polio campaigns



Fear of vaccines
Already vaccinated
Cost
Mistrust campaign
Distance to site
No documents
Not aware
No need for vaccine
Other



Host

Displaced

Education

Out of 35 caregivers

83%

of caregivers reported children enrolled 2013-14

Out of 32 caregivers

33%

Out of 35 caregivers

86%

of caregivers reported children enrolled 2014-15

Out of 32 caregivers

10%

Out of 8 adolescents

N/A

adolescents were enrolled 2013-14

Out of 12 adolescents

N/A

Out of 8 adolescents

N/A

adolescents are enrolled 2014-15

Out of 12 adolescents

N/A

Non-formal education opportunities

85%

reported there are no non-formal education opportunities

95%

Top reported challenges in accessing education

Cost of school fees 1 Cost of school fees

Cost of school supplies 2 Cost of school supplies

No affordable transportation 3 No affordable transportation



Children and Women

Birth registration

4%

respondents reported cases of unregistered births

21%

Vulnerable population groups living within community

Average reported proportion of

4%

Separated women

20%

4%

Widowed women

20%

0%

Unaccompanied children minors

N/A

5%

Orphans

N/A

3%

Pregnant women

2%

0%

Girls married before 18

N/A

Population groups engaged in income generation

Men (18+) 1 Men (18+)

Women (18+) 2 Male adolescents (12-17)

Male adolescents (12-17) 3 Women (18+)

Reasons why women may not be participating in the labor force

Household and child raising responsibilities 1 Household and child raising responsibilities

Safety concerns outside of home 2 Traditional values/customs

N/A 3 Safety concerns outside of home

Main activities for out of school boys under 18

Informal employment 1 Informal employment

Household chores/Child care 2 Household chores/Child care

Begging 3 Other

Main activities for out of school girls under 18

Household chores/Child care 1 Household chores/Child care

Informal employment 2 Informal employment

Begging 3 Other

Cases of abuses and services

7%

of respondents heard of cases of abuse, exploitation or sexual violence in last 6 months

9%

0%

of respondents know of services available for women and children at risk or survivors of violence, abuse or exploitation

0%