



IDP Camp Profile - Arbat IDP

Sulaymaniyah, Iraq
December 2015

Management agency: Government/United Nations
Manager/Focal point: Tariq Ahmed Hama Law
Phone number: 7701592905
Email: Idpcamp@yahoo.com
Registration actor: CDO/UN

Summary

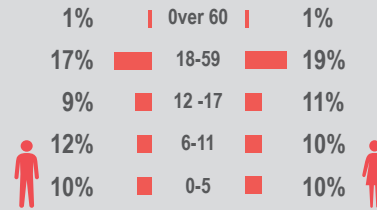
This profile provides an overview of conditions in Arbat IDP camp. Primary data was collected through household surveys on 14/12/2015. Households were randomly sampled to a 95% confidence and 10% margin of error, based on population figures provided by CCCM. In some cases, additional information from camp managers has been used to support findings. Round III of data collection was in September 2015.

Camp Overview

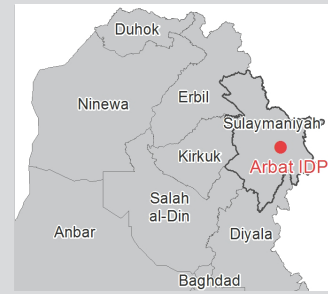
of individuals: 8600
of households: 1611
Date opened: 9/4/2014
Accommodation: 1600
Ongoing extension: no
Planned capacity: 0
Camp area: 0.44 km²

Demographics

49% male / 51% female

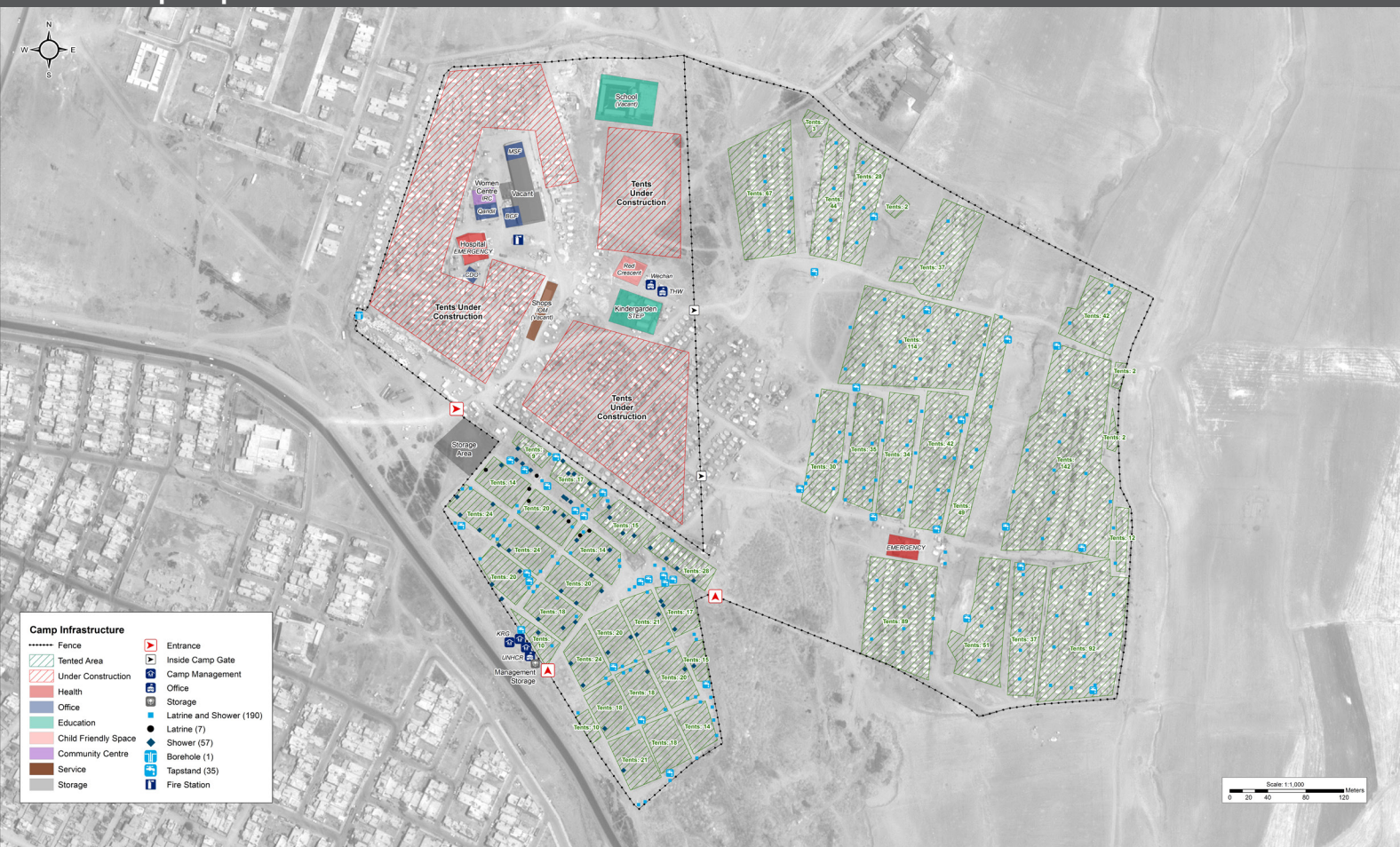


Location Map



IDP Camp Map - Arbat IDP

Lat.35° 25' 55.395" N Long. 45° 35' 24.967" E



Sectoral Minimum Standards

		Target	Previous Round	Current Round	Achievement
Education	% of children aged 6-11 attending formal school	100%	95%	80%	●
	% of children aged 12-17 attending formal school	100%	46%	50%	●
Food	% of households accessed Family Food Parcel or equivalent in the past month	100%	95%	97%	●
Health	Health services are available on-site or within walking distance	yes	yes	yes	●
CCCM	Average open area per household	min. 30m ²	210m ²	212 m ²	●
Protection	% of IDPs registered on an individual basis (MODM/DDM)	100%	98%	100%	●
	% of households accessed shelter assistance since arrival at the camp	100%	100%	93%	●
	Average covered area per person	min. 3.5m ²	3.2m ²	3.3 m ²	●
Shelter	Average number of individuals per tent	max.5	7	5	●
	# of persons per latrine	max. 20	44	44	●
	# of persons per shower	max. 20	47	35	●
WASH	Frequency of solid waste disposal at least weekly	min. weekly	yes	yes	●

Targets based on minimum standards agreed with the CCCM Cluster, Iraq. Findings based on household-level data, enumerator field observations, and camp management documentation
● Minimum standard reached, ● More than 50% minimum standard reached, ● Less than 50% of minimum standard reached or not at all



CCCM CLUSTER
SUPPORTING DISPLACED COMMUNITIES

For more information on this profile please contact:
CCCM Cluster: iraqimo@cccmcluster.org
REACH Initiative: melissa.meinhart@reach-initiative.org

REACH An initiative of
IMPACT Initiatives
ACTED and UNOSAT



IDP Camp Profile - Arbat IDP

Sulaymaniyah, Iraq
December 2015

Management agency: Government/United Nations
Manager/Focal point: Tariq Ahmed Hama Law
Phone number: 7701592905
Email: Idpcamp@yahoo.com
Registration actor: CDO/UN

Shelter

Top three observed shelter types*

Tent on ground	100%	<div></div>
n/a	n/a	
n/a	n/a	

*Households were asked to select all shelter typologies within household.

Winterization and household items

93%	reported a second fly sheet
99%	reported at least one stove or space heater
48%	reported at least one blanket per person
1	average number of carpets per HH
5	average number of mattresses per HH

Hazards

3%	reported exposed electrical cables at site
----	--

Shelter Improvement

64%	reported making own improvements to their shelter
27 USD	average total reported cost of shelter improvements

*Conversion rate: 1 USD = 1,106.37 IQD

Households reporting flooding in past three months, by type

No flooding	93%	<div></div>
Flooding (temporary damage)	5%	<div></div>
Flooding (permanent damage)	1%	<div></div>

Household Income

40%	reported a household income of under 10 USD in the past month (including aid, gifts or pension)
77%	reported humanitarian aid within top three sources of livelihood in past month

Protection

Family Separation

0%	reported hosting unaccompanied or separated minors
25%	reported that other family members intended to join them

Vulnerable groups

Pregnant / lactating women	16%	<div></div>
Chronically ill individual(s)	4%	<div></div>
Disabled individual(s)	3%	<div></div>

Intentions

0%	planned to move to a different location in next 3 months
----	--

Restrictions

0%	reported entry or exit restrictions during daylight hours
----	---

Documentation

3%	reported missing civil documents
----	----------------------------------

Food Security and Coping Strategies

Reported access to food assistance

97%	accessed food assistance in past month
81%	received Public Distribution System (PDS) in past month

Top three reported food consumption coping strategies

Borrowed Food	66%	<div></div>
Cheaper Food	66%	<div></div>
Less meals	34%	<div></div>

Top three reported livelihood coping strategies

Bought food on credit	58%	<div></div>
Spent savings	42%	<div></div>
Sold HH assets	34%	<div></div>

WASH

Latrines and showers

100%	reported access to functional latrines
100%	reported access to functional showers

Top three reported methods of waste removal

Collected	100%	<div></div>
n/a	n/a	
n/a	n/a	

Primary reported drinking water source

0%	connection inside the home to collective water storage
0%	connection inside the home to private water storage
100%	communal water tap outside the shelter
0%	purchased from shop
0%	open well
0%	other source

Access to water

2%	reported 24 consecutive hours without access to water in the past month
----	---

Community Organisation

IDP committees

97%	reported awareness of IDP committee(s)
-----	--

Of these, IDPs reported that camp committees were as follows:

97%	representative of camp composition
10%	included female representation
49%	had elected representative(s)
80%	had a complaints mechanism

Access to fire-extinguishers

2%	reported awareness of available fire-extinguishers
----	--