

Introduction

This multi-sector needs assessment is part of a monthly data collection exercise which aims to gather information about needs and the humanitarian situation inside Syria. The factsheets present information collected in December 2017, referring to the situation in November 2017.

These factsheets present information at the community level for 10 sub-districts in Al Hasakeh governorate. In Quamishli City, neighbourhood-level data was collected and information is presented at this level*. Selected key indicators for the following sectors are included in the factsheets: displacement, shelter, non-food items (NFIs), health, food security, water sanitation and hygiene (WASH) and education. The factsheets do not cover the entire range of indicators gathered in the questionnaire.

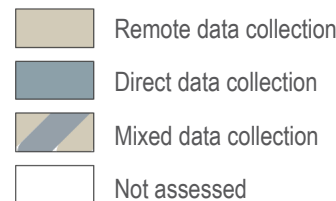
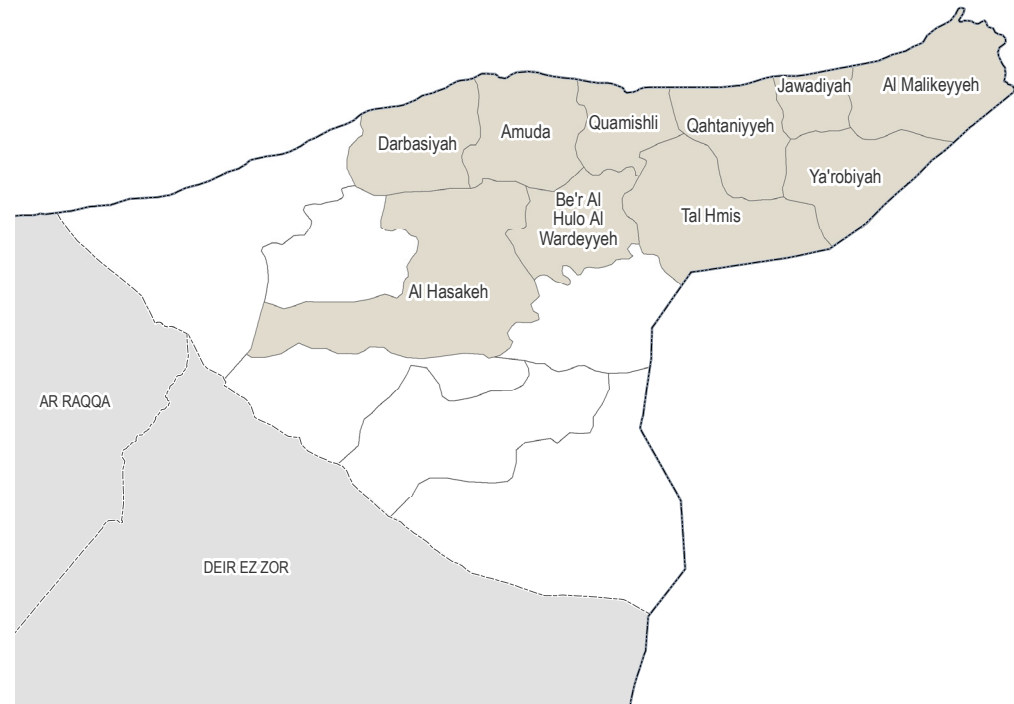
For full visualisation of all indicators collected, please see the SIMAWG Needs Identification Dynamic Reporting Tool, available here: <http://www.reach-info.org/syr/simawg/>.

Methodology and limitations

These findings are based on data collected remotely (in the Kurdistan Region of Iraq) from Key Informants residing in the communities assessed.

Information was collected from Key Informants in 81 communities in 10 sub-districts of Al Hasakeh governorate. For each question asked, confidence levels were assigned based on the Key Informant's area of expertise and knowledge of the sector-specific situation.

For a full description of the methodology, please see the Terms of Reference, available on the [REACH Resource Centre](#).



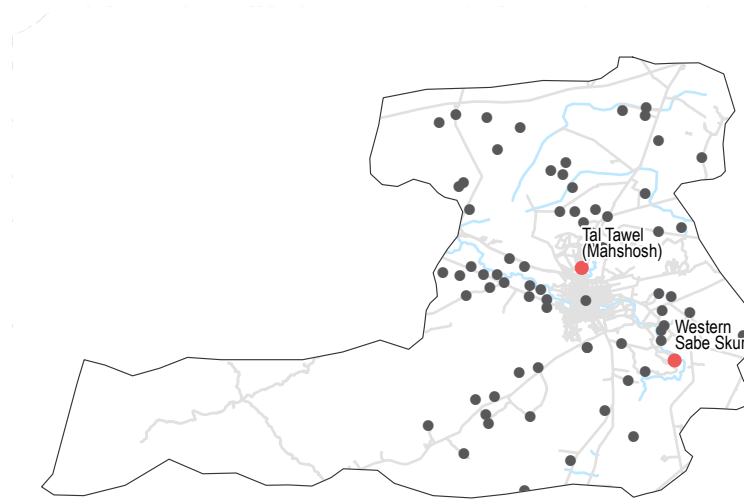
PDF: click on a sub-district name to directly access the relevant factsheet

Displacement

- % of pre-conflict population remaining
- % of population that are female
- % of female-headed households
- IDPs living in village
- New IDP arrivals
- Returnees

Tal Tawel (Mahshosh)			
51-75%	26-50%	1-25%	
Yes	No info	No	
Western Sabe Skur			
51-75%	51-75%	None	
Yes	No info	No	

• 2/52 communities assessed : Tal Tawel (Mahshosh), Western Sabe Skur



NFIs

Tal Tawel (Mahshosh)

B 2250 SYP	NA
C NA	NA
D NA	NA
F NA	NA

Western Sabe Skur

B 2200 SYP	NA
C NA	NA
D 45 SYP	NA
F NA	NA

- Most common electricity source
- Main network
 - Generator
 - No source
 - Solar alternative
 - No information
- Fuel Prices (SYP)*
- B** Butane (cannister)
 - C** Coal (1kg)
 - D** Diesel (1 litre)
 - F** Firewood (1 tonne)
- NFI Prices (SYP)*
- Cement (50kg)
 - Floor mat (3*4m)
 - Plastic tarpaulin (1m²)
 - Tent (5 persons)
- NA: not available for purchase

Shelter

- Most common shelter
- Independent apartment or house
 - Shared apartment or house
 - Unfinished apartment or house
 - Tent
 - Private space not for shelter
 - Cave/natural shelter
 - Collective public space not for shelter
 - No IDPs
 - No information
- Min - Max: rent paid per room (where known)

Tal Tawel (Mahshosh)

NDPs	IDPs
No info	

Western Sabe Skur

NDPs	IDPs
No info	

Livelihoods

Most common sources of income

Most common strategies used to cope with lack of income / resources

Tal Tawel (Mahshosh)

- Stable employment
- Support from family/friends
- Remittances

- Skipping meals
- Reducing meal size

Western Sabe Skur

- High risk/illegal work
- Farm owning
- Support from family/friends

- Reducing meal size

Tal Tawel (Mahshosh)

No lack of fuel

Western Sabe Skur

- Burning furniture not in use
- Burning productive assets
- Burning plastics

Most common strategies used to cope with a lack of fuel

WASH

- Most common water source
- Status of water source
- Water is safe to drink
 - Water tastes/smells bad
 - People sick after drinking
 - No information
- Sufficiency of available water to meet household needs
- Sufficient
 - Insufficient
 - No information
- Most common method of garbage disposal

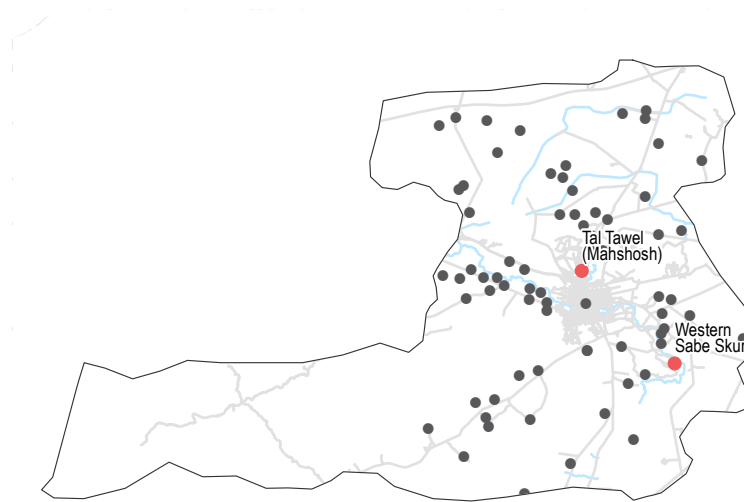
Tal Tawel (Mahshosh)

- Network
- Private paid collection

Western Sabe Skur

- Water trucking
- Buried / burned

• 2/52 communities assessed : Tal Tawel (Mahshosh), Western Sabe Skur



Food Security

Tal Tawel (Mahshosh)

- Private bakeries
 - High price of flour
 - Flour not always available
 - 1 to 10
- Bread: no info
 Rice: 450 SYP
 Lentils: 200 SYP
 Sugar: 300 SYP
 Cooking oil: 700 SYP

Western Sabe Skur

- Homemade
 - No difficulties reported
 - Private bakeries unavailable
- Bread: no info
 Rice: 450 SYP
 Lentils: 400 SYP
 Sugar: 300 SYP
 Cooking oil: 700 SYP

Main challenges to obtaining food

- No challenges
- Some foods unavailable
- Local production decreased
- Lack of access to markets
- Some foods expensive
- Lack of resources to buy food
- Lack of access to fuel
- Cooking fuel unavailable
- No information

Bread (public): 1 pack
 Rice: 1kg
 Lentils: 1kg
 Sugar: 1kg
 Cooking oil: 1 litre

Access to bread

- Most common source of bread
- Most common barriers to accessing bread
- Number of days, per month, where bread from private bakeries was unavailable

Education

- Status of primary schools in village
- Functioning
 - Not functioning
 - Not available
 - No information
- Barriers to accessing education services

Tal Tawel (Mahshosh)

Most children accessed education

Western Sabe Skur

Most children accessed education

Health

Most common health problems

- Tal Tawel (Mahshosh)**
- Communicable diseases
 - Acute respiratory infections
 - Severe diseases affecting those aged less than 5
- Western Sabe Skur**
- Maternal health issues
 - Severe diseases affecting those aged less than 5
 - Symptoms of psychological trauma

Most common barriers to accessing healthcare

- No facilities in the area
- Disability/Injuries/Illness
- No facilities in the area
- Old age
- Services are too expensive

Al Hasakeh City, Al Hasakeh Governorate

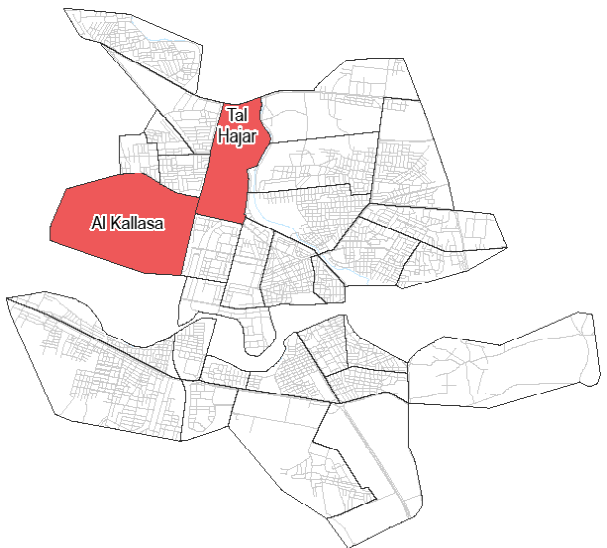
November 2017

Displacement

- % of pre-conflict population remaining
- % of population that are female
- % of female-headed households
- IDPs living in village
- New IDP arrivals
- Returnees

Al Kallasa					
51-75%	26-50%	26-50%			
Yes	No	No			
Tal Hajar					
76-100%	76-100%	1-25%			
Yes	No info	No			

• 2/31 neighbourhoods assessed : Al Kallasa, Tal Hajar



NFIs

Al Kallasa

B 2200 SYP	1850 SYP
C 400 SYP	6500 SYP
D 70 SYP	500 SYP
F NA	NA

Tal Hajar

B 2100 SYP	NA
C NA	NA
D NA	NA
F NA	NA

- Most common electricity source
- Main network
 - Generator
 - No source
 - Solar alternative
 - No information
- Fuel Prices (SYP)*
- B** Butane (cannister)
 - C** Coal (1kg)
 - D** Diesel (1 litre)
 - F** Firewood (1 tonne)
- NFI Prices (SYP)*
- Cement (50kg)
 - Floor mat (3*4m)
 - Plastic tarpaulin (1m²)
 - Tent (5 persons)
- NA: not available for purchase

Shelter

- Most common shelter
- Independent apartment or house
 - Shared apartment or house
 - Unfinished apartment or house
 - Tent
 - Private space not for shelter
 - Cave/natural shelter
 - Collective public space not for shelter
 - No IDPs
 - No information
- Min - Max: rent paid per room (where known)

Al Kallasa	
NDPs	IDPs
4000 - 8000 SYP	
Tal Hajar	
NDPs	IDPs
2000 - 4500 SYP	

Livelihoods

Most common sources of income

Most common strategies used to cope with lack of income / resources

Al Kallasa	Stable employment Daily employment Remittances	Adults begging Skipping meals Reducing meal size
Tal Hajar	Stable employment Business/trade Remittances	Borrowing from family/friends

Al Kallasa

Burning productive assets

Tal Hajar

No lack of fuel

Most common strategies used to cope with a lack of fuel

Al Hasakeh City, Al Hasakeh Governorate

November 2017

WASH

- Most common water source
- Status of water source
- Water is safe to drink
 - Water tastes/smells bad
 - People sick after drinking
 - No information
- Sufficiency of available water to meet household needs
- Sufficient
 - Insufficient
 - No information
- Most common method of garbage disposal

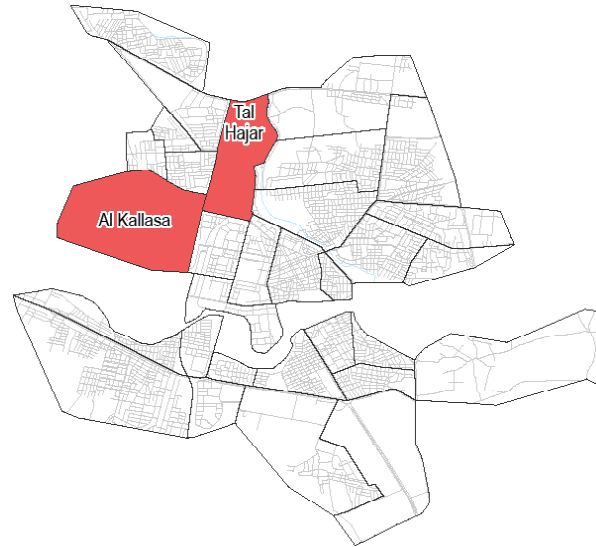
Al Kallasa

- Network
- Private paid collection

Tal Hajar

- Network
- Public free collection

• 2/31 neighbourhoods assessed : Al Kallasa, Tal Hajar



Food Security

Al Kallasa

- Shops
- Bread: no info
- Rice: 500 SYP
- Lentils: 375 SYP
- Sugar: 375 SYP
- Cooking oil: 525 SYP
- No difficulties reported
- 1 to 10

Tal Hajar

- Public bakeries
- Bread: 100 SYP
- Rice: 400 SYP
- Lentils: 300 SYP
- Sugar: no info
- Cooking oil: 500 SYP
- No difficulties reported
- 0

Main challenges to obtaining food

- No challenges
- Some foods unavailable
- Local production decreased
- Lack of access to markets
- Some foods expensive
- Lack of resources to buy food
- Lack of access to fuel
- Cooking fuel unavailable
- No information
- Bread (public): 1 pack
- Rice: 1kg
- Lentils: 1 kg
- Sugar: 1kg
- Cooking oil: 1 litre

Education

- Status of primary schools in village
- Functioning
 - Not functioning
 - Not available
 - No information
- Barriers to accessing education services

Al Kallasa

Most children accessed education

Tal Hajar

Most children accessed education

Health

Most common health problems

Most common barriers to accessing healthcare

Al Kallasa

- Diarrhoea
- Chronic diseases
- Fever

Services are too expensive

Tal Hajar

- Chronic diseases
- Acute respiratory infections
- Symptoms of psychological trauma

No difficulties reported

Al Malikeyyeh 1/6, Al Hasakeh Governorate

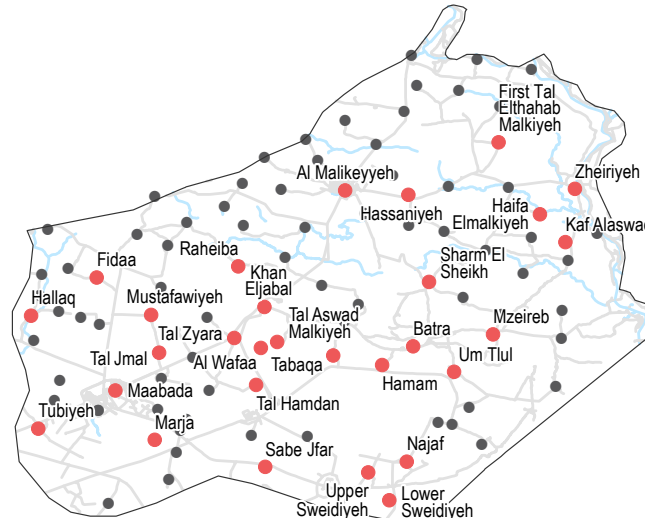
November 2017

Displacement

- % of pre-conflict population remaining
- % of population that are female
- % of female-headed households
- IDPs living in village
- New IDP arrivals
- Returnees

Sub-district	% of pre-conflict population remaining	% of population that are female	% of female-headed households	IDPs living in village	New IDP arrivals	Returnees
Al Wafaa	76-100%	51-75%	26-50%	Yes	No info	No
Al Malikeyyeh	51-75%	26-50%	1-25%	Yes	No	Yes
Batra	76-100%	51-75%	1-25%	Yes	No info	No
Fidaa	51-75%	26-50%	26-50%	Yes	No info	No
First Tal Elthahab Malkiyeh	51-75%	51-75%	1-25%	Yes	No info	No

• 29/98 communities assessed (24 communities are shown on the next five factsheets): Al Wafaa, Al Malikeyyeh, Batra, Fidaa, First Tal Elthahab Malkiyeh



NFIs

Sub-district	Most common electricity source	Fuel Prices (SYP)*	NFI Prices (SYP)*
Al Wafaa	B NA, C NA, D NA, F NA	B 2200 SYP, C 800 SYP, D 40 SYP, F NA	B 2200 SYP, C NA, D NA, F NA
Fidaa	B NA, C NA, D NA, F NA	B NA, C NA, D NA, F NA	B NA, C NA, D NA, F NA
Al Malikeyyeh	B 2200 SYP, C 800 SYP, D 40 SYP, F NA	B 2200 SYP, C 800 SYP, D 40 SYP, F NA	B 2200 SYP, C NA, D NA, F NA
First Tal Elthahab Malkiyeh	B NA, C NA, D NA, F NA	B NA, C NA, D NA, F NA	B NA, C NA, D NA, F NA
Batra	B 2200 SYP, C NA, D NA, F NA	B 2200 SYP, C NA, D NA, F NA	B 2200 SYP, C NA, D NA, F NA

- Most common electricity source
- Main network
 - Generator
 - No source
 - Solar alternative
 - No information
- Fuel Prices (SYP)*
- B** Butane (cannister)
 - C** Coal (1kg)
 - D** Diesel (1 litre)
 - F** Firewood (1 tonne)
- NFI Prices (SYP)*
- Cement (50kg)
 - Floor mat (3*4m)
 - Plastic tarpaulin (1m²)
 - Tent (5 persons)
- NA: not available for purchase

Shelter

- Most common shelter
- Independent apartment or house
 - Shared apartment or house
 - Unfinished apartment or house
 - Tent
 - Private space not for shelter
 - Cave/natural shelter
 - Collective public space not for shelter
 - No IDPs
 - No information
- Min - Max: rent paid per room (where known)

Sub-district	Most common shelter	Min - Max: rent paid per room (where known)
Al Wafaa	NDPs: IDPs:	No info
Al Malikeyyeh	NDPs: IDPs:	9000 - 10000 SYP
Batra	NDPs: IDPs:	No info
Fidaa	NDPs: IDPs:	No info
First Tal Elthahab Malkiyeh	NDPs: IDPs:	No info

Livelihoods

- Most common sources of income
- Most common strategies used to cope with lack of income / resources

Sub-district	Most common sources of income	Most common strategies used to cope with lack of income / resources
Al Wafaa	Stable employment Farm owning Business/trade	Skipping meals Reducing meal size
Al Malikeyyeh	Stable employment Business/trade Remittances	Skipping meals Reducing meal size
Batra	Stable employment Support from family/friends Remittances	Borrowing from family/friends High risk/illegal work Reducing meal size
Fidaa	Stable employment Farm owning Remittances	Taking loans/buying on credit Borrowing from family/friends Reducing meal size
First Tal Elthahab Malkiyeh	Stable employment Remittances	No info

- Most common strategies used to cope with a lack of fuel
- Al Wafaa**: No lack of fuel
 - Al Malikeyyeh**: No lack of fuel
 - Batra**: No lack of fuel
 - Fidaa**: No lack of fuel
 - First Tal Elthahab Malkiyeh**: No lack of fuel

Al Malikeyyeh 2/6, Al Hasakeh Governorate

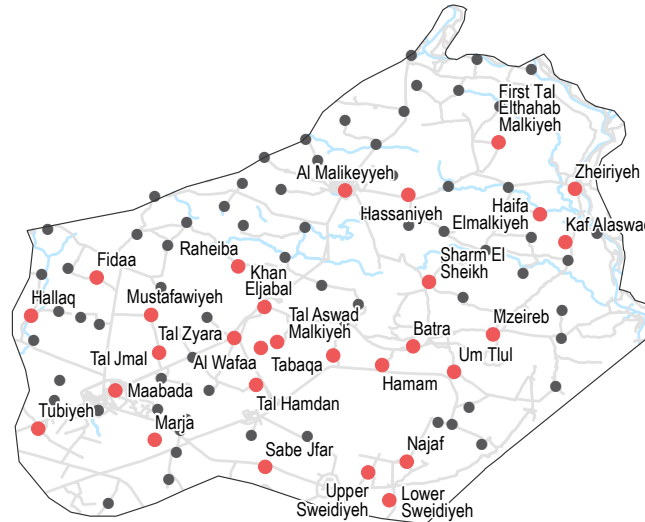
November 2017

Displacement

- % of pre-conflict population remaining
- % of population that are female
- % of female-headed households
- IDPs living in village
- New IDP arrivals
- Returnees

Sub-district	% of pre-conflict population remaining	% of population that are female	% of female-headed households	IDPs living in village	New IDP arrivals	Returnees
Haifa Elmalkiyeh	76-100%	26-50%	None	Yes	No info	No
Hallaq	51-75%	26-50%	1-25%	Yes	No info	No
Hamam	26-50%	51-75%	1-25%	Yes	No	No
Hassaniyeh	51-75%	26-50%	1-25%	Yes	No info	No
Kaf Alaswad	51-75%	51-75%	None	Yes	No info	No

• 29/98 communities assessed (5 communities are shown on the previous factsheet, 19 communities are shown on the next four factsheets): Haifa Elmalkiyeh, Hallaq, Hamam, Hassaniyeh, Kaf Alaswad



NFIs

Sub-district	Electricity source	Fuel Prices (SYP)*	NFI Prices (SYP)*
Haifa Elmalkiyeh	B 2400 SYP	B NA, C NA, D 60 SYP, F NA	B NA, C NA, D NA, F NA
Hassaniyeh	B NA	B NA, C NA, D NA, F NA	B 2200 SYP, C NA, D NA, F NA
Hallaq	B NA	B NA, C NA, D NA, F NA	B NA, C NA, D NA, F NA
Kaf Alaswad	B 2200 SYP	B NA, C NA, D NA, F NA	B NA, C NA, D NA, F NA
Hamam	B NA	B NA, C NA, D NA, F NA	B NA, C NA, D NA, F NA

- Most common electricity source
- Main network
 - Generator
 - No source
 - Solar alternative
 - No information
- Fuel Prices (SYP)*
- B** Butane (cannister)
 - C** Coal (1kg)
 - D** Diesel (1 litre)
 - F** Firewood (1 tonne)
- NFI Prices (SYP)*
- Cement (50kg)
 - Floor mat (3*4m)
 - Plastic tarpaulin (1m²)
 - Tent (5 persons)
- NA: not available for purchase

Shelter

- Most common shelter
- Independent apartment or house
 - Shared apartment or house
 - Unfinished apartment or house
 - Tent
 - Private space not for shelter
 - Cave/natural shelter
 - Collective public space not for shelter
 - No IDPs
 - No information
- Min - Max: rent paid per room (where known)

Sub-district	Independent apartment or house	Shared apartment or house	Unfinished apartment or house	Tent	Private space not for shelter	Cave/natural shelter	Collective public space not for shelter	No IDPs	No information
Haifa Elmalkiyeh	NDPs	IDPs	No info						
Hassaniyeh	NDPs	IDPs	No info						
Hallaq	NDPs	IDPs	No info						
Kaf Alaswad	NDPs	IDPs	No info						
Hamam	NDPs	IDPs	No info						

Livelihoods

Sub-district	Most common sources of income	Most common strategies used to cope with lack of income / resources
Haifa Elmalkiyeh	Stable employment Farm owning Remittances	Taking loans/buying on credit Borrowing from family/friends Skipping meals
Hallaq	Stable employment Daily employment Remittances	Taking loans/buying on credit
Hamam	Stable employment Farm owning Remittances	No info
Hassaniyeh	Stable employment Farm owning Remittances	Borrowing from family/friends
Kaf Alaswad	Stable employment Daily employment Farm owning	No info

Sub-district	Most common strategies used to cope with a lack of fuel
Haifa Elmalkiyeh	No lack of fuel
Hallaq	No lack of fuel
Hassaniyeh	No lack of fuel
Hamam	No lack of fuel
Kaf Alaswad	No lack of fuel

Al Malikeyyeh 2/6, Al Hasakeh Governorate

November 2017

WASH

- Most common water source**
- Water is safe to drink
 - Water tastes/smells bad
 - People sick after drinking
 - No information
- Sufficiency of available water to meet household needs**
- Sufficient
 - Insufficient
 - No information
- Most common method of garbage disposal**
- Disposed at designated site

Haifa Elmalkiyeh

- Network
- Disposed at designated site

Hallaq

- Closed well
- Disposed at designated site

Hamam

- Network
- Disposed at designated site

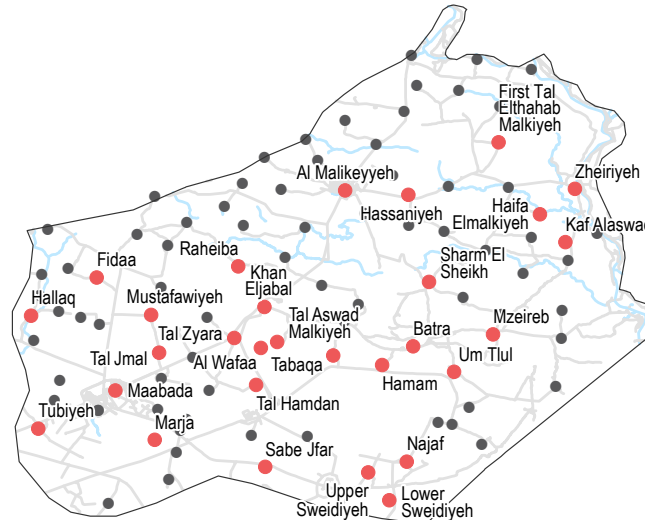
Hassaniyeh

- Closed well
- Disposed at designated site

Kaf Alaswad

- Closed well
- Disposed at designated site

• 29/98 communities assessed (5 communities are shown on the previous factsheet, 19 communities are shown on the next four factsheets): Haifa Elmalkiyeh, Hallaq, Hamam, Hassaniyeh, Kaf Alaswad



Education

- Status of primary schools in village**
- Functioning
 - Not functioning
 - Not available
 - No information
- Barriers to accessing education services**
- Most children accessed education

Hamam

Most children accessed education

Hassaniyeh

Most children accessed education

Kaf Alaswad

Services are too far

Hallaq

Most children accessed education

Health

Most common health problems

Most common barriers to accessing healthcare

Haifa Elmalkiyeh

Diarrhoea
Chronic diseases
Severe diseases affecting those aged less than 5

No facilities in the area

Hallaq

Pregnancy related diseases
Maternal health issues
Severe diseases affecting those aged less than 5

No facilities in the area
High cost of transportation
Services are too expensive

Hamam

Diarrhoea
Fever
Severe diseases affecting those aged less than 5

No facilities in the area
Services are too expensive

Hassaniyeh

Skin diseases
Chronic diseases
Severe diseases affecting those aged less than 5

No facilities in the area
Services are too expensive

Kaf Alaswad

Disabilities
Fever
Symptoms of psychological trauma

No facilities in the area
Security concerns around travel
Security concerns around entering facilities

Food Security

Haifa Elmalkiyeh

- Bread: no info
- Rice: 425 SYP
- Lentils: 350 SYP
- Sugar: 500 SYP
- Cooking oil: 650 SYP
- Shops
- No difficulties reported
- Private bakeries unavailable

Hallaq

- Bread: no info
- Rice: 575 SYP
- Lentils: 325 SYP
- Sugar: 325 SYP
- Cooking oil: 550 SYP
- Shops
- No difficulties reported
- Private bakeries unavailable

Hamam

- Bread: no info
- Rice: 500 SYP
- Lentils: no info
- Sugar: no info
- Cooking oil: no info
- Shops
- No difficulties reported
- Private bakeries unavailable

Hassaniyeh

- Bread: no info
- Rice: no info
- Lentils: no info
- Sugar: no info
- Cooking oil: no info
- Bread is not available in the village
- No difficulties reported
- Private bakeries unavailable

Kaf Alaswad

- Bread: no info
- Rice: 450 SYP
- Lentils: 400 SYP
- Sugar: 450 SYP
- Cooking oil: 450 SYP
- Shops
- No difficulties reported
- Private bakeries unavailable

Main challenges to obtaining food

- No challenges
- Some foods unavailable
- Local production decreased
- Lack of access to markets
- Some foods expensive
- Lack of resources to buy food
- Lack of access to fuel
- Cooking fuel unavailable
- No information

Bread (public): 1 pack
Rice: 1kg
Lentils: 1kg
Sugar: 1kg
Cooking oil: 1 litre

Access to bread
Most common source of bread

Most common barriers to accessing bread
Number of days, per month, where bread from private bakeries was unavailable

Al Malikeyyeh 3/6, Al Hasakeh Governorate

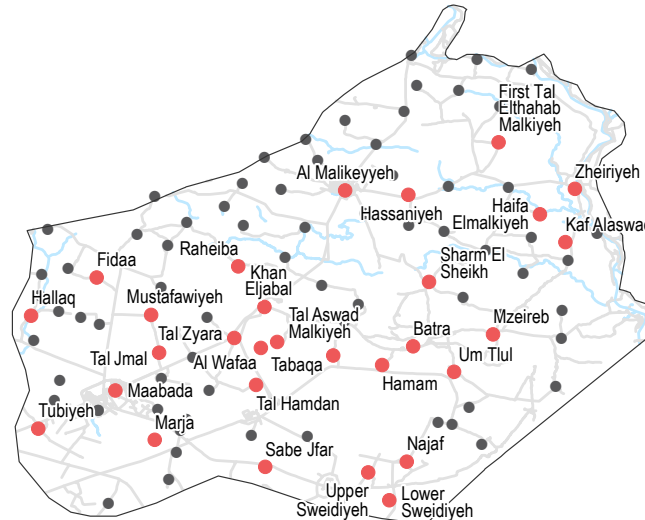
November 2017

Displacement

- % of pre-conflict population remaining
- % of population that are female
- % of female-headed households
- IDPs living in village
- New IDP arrivals
- Returnees

Community	% of pre-conflict population remaining	% of population that are female	% of female-headed households	IDPs living in village	New IDP arrivals	Returnees
Khan Eljabal	76-100%	51-75%	26-50%	Yes	No	No
Lower Sweidiyeh	51-75%	1-25%	1-25%	Yes	No info	No
Maabada	51-75%	26-50%	51-75%	Yes	No	No
Marja	51-75%	26-50%	1-25%	Yes	No info	No
Mustafawiyyeh	76-100%	51-75%	1-25%	Yes	No info	No

•29/98 communities assessed (10 communities are shown on the previous two factsheets, 14 communities are shown on the next three factsheets): Khan Eljabal, Lower Sweidiyeh, Maabada, Marja, Mustafawiyyeh



NFIs

Community	B	C	D	F
Khan Eljabal	2300 SYP	NA	NA	NA
Marja	2200 SYP	NA	100 SYP	NA
Lower Sweidiyeh	2200 SYP	900 SYP	39 SYP	12500 SYP
Mustafawiyyeh	NA	5300 SYP	NA	NA
Maabada	2100 SYP	750 SYP	60 SYP	NA

- Most common electricity source
- Main network
 - Generator
 - No source
 - Solar alternative
 - No information
- Fuel Prices (SYP)*
- B** Butane (cannister)
 - C** Coal (1kg)
 - D** Diesel (1 litre)
 - F** Firewood (1 tonne)
- NFI Prices (SYP)*
- Cement (50kg)
 - Floor mat (3*4m)
 - Plastic tarpaulin (1m²)
 - Tent (5 persons)
- NA: not available for purchase

Shelter

- Most common shelter
- Independent apartment or house
 - Shared apartment or house
 - Unfinished apartment or house
 - Tent
 - Private space not for shelter
 - Cave/natural shelter
 - Collective public space not for shelter
 - No IDPs
 - No information
- Min - Max: rent paid per room (where known)

Community	NDPs	IDPs	Min - Max: rent paid per room (where known)
Khan Eljabal			9000 - 10000 SYP
Lower Sweidiyeh			No info
Maabada			6000 - 6500 SYP
Marja			No info
Mustafawiyyeh			No info

Livelihoods

Community	Most common sources of income	Most common strategies used to cope with lack of income / resources
Khan Eljabal	Daily employment Farm owning Support from family/friends	Borrowing from family/friends
Lower Sweidiyeh	Stable employment Farm owning Remittances	Taking loans/buying on credit Borrowing from family/friends Reducing meal size
Maabada	Stable employment Daily employment Remittances	Taking loans/buying on credit
Marja	Stable employment Farm owning Support from family/friends	No info
Mustafawiyyeh	Stable employment Farm owning Support from family/friends	Borrowing from family/friends Selling household assets

Community	Most common strategies used to cope with a lack of fuel
Khan Eljabal	No lack of fuel
Lower Sweidiyeh	Burning furniture not in use Burning furniture in use Burning plastics
Maabada	No lack of fuel
Marja	No lack of fuel
Mustafawiyyeh	No lack of fuel

Al Malikeyyeh 3/6, Al Hasakeh Governorate

November 2017

WASH

- Most common water source**
- Water is safe to drink
 - Water tastes/smells bad
 - People sick after drinking
 - No information
- Sufficiency of available water to meet household needs**
- Sufficient
 - Insufficient
 - No information
- Most common method of garbage disposal**

Khan Eljabal

- Network
- Private paid collection

Lower Sweidiyeh

- Network
- Public free collection

Maabada

- Network
- Public free collection

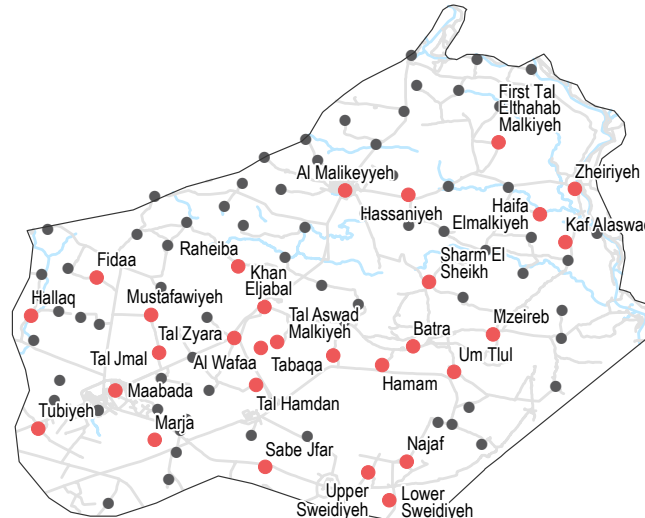
Marja

- Closed well
- Disposed at designated site

Mustafawiyeh

- Network
- Disposed at designated site

•29/98 communities assessed (10 communities are shown on the previous two factsheets, 14 communities are shown on the next three factsheets): Khan Eljabal, Lower Sweidiyeh, Maabada, Marja, Mustafawiyeh



Education

- Status of primary schools in village**
- Functioning
 - Not functioning
 - Not available
 - No information
- Barriers to accessing education services**

Maabada

Most children accessed education

Marja

Most children accessed education

Mustafawiyeh

Most children accessed education

Khan Eljabal

Most children accessed education

Lower Sweidiyeh

Lack of teaching staff

Health

Most common health problems

Most common barriers to accessing healthcare

Khan Eljabal

Acute respiratory infections
Severe diseases affecting those aged less than 5

No facilities in the area
High cost of transportation
Services are too expensive

Lower Sweidiyeh

Diarrhoea
Chronic diseases
Severe diseases affecting those aged less than 5

No facilities in the area
High cost of transportation
Services are too expensive

Maabada

Chronic diseases
Acute respiratory infections
Severe diseases affecting those aged less than 5

Family not permitting travel

Marja

Disabilities
Chronic diseases
Pregnancy related diseases

No facilities in the area
High cost of transportation
Lack of transportation

Mustafawiyeh

Chronic diseases
Maternal health issues
Symptoms of psychological trauma

No facilities in the area
High cost of transportation
Services are too expensive

Food Security

Khan Eljabal

- Bread: no info
- Rice: 500 SYP
- Lentils: no info
- Sugar: 400 SYP
- Cooking oil: 600 SYP
- Shops
- Insufficient electricity/fuel
- Flour not always available
- 1 to 10

Lower Sweidiyeh

- Bread: no info
- Rice: 500 SYP
- Lentils: 460 SYP
- Sugar: 280 SYP
- Cooking oil: 300 SYP
- Shops
- No difficulties reported
- Private bakeries unavailable

Maabada

- Bread: 100 SYP
- Rice: 500 SYP
- Lentils: 300 SYP
- Sugar: 300 SYP
- Cooking oil: 450 SYP
- Public bakeries
- No difficulties reported
- 0

Marja

- Bread: no info
- Rice: 600 SYP
- Lentils: 500 SYP
- Sugar: 360 SYP
- Cooking oil: 550 SYP
- Shops
- No difficulties reported
- Private bakeries unavailable

Mustafawiyeh

- Bread: no info
- Rice: 500 SYP
- Lentils: 300 SYP
- Sugar: 500 SYP
- Cooking oil: 450 SYP
- Shops
- Insufficient electricity/fuel
- Flour not always available
- Private bakeries unavailable

Main challenges to obtaining food

- No challenges
- Some foods unavailable
- Local production decreased
- Lack of access to markets
- Some foods expensive
- Lack of resources to buy food
- Lack of access to fuel
- Cooking fuel unavailable
- No information

Bread (public): 1 pack
Rice: 1kg
Lentils: 1kg
Sugar: 1kg
Cooking oil: 1 litre

Access to bread

Most common source of bread

Most common barriers to accessing bread

Number of days, per month, where bread from private bakeries was unavailable

Al Malikeyyeh 4/6, Al Hasakeh Governorate

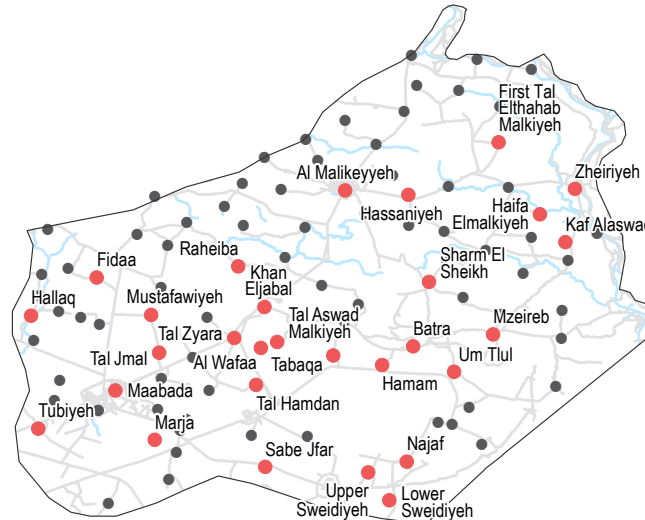
November 2017

Displacement

- % of pre-conflict population remaining
- % of population that are female
- % of female-headed households
- IDPs living in village
- New IDP arrivals
- Returnees

Community	% of pre-conflict population remaining	% of population that are female	% of female-headed households	IDPs living in village	New IDP arrivals	Returnees
Mzeireb	26-50%	51-75%	1-25%	Yes	No	No
Najaf	51-75%	26-50%	26-50%	Yes	No info	No
Raheiba	26-50%	26-50%	1-25%	Yes	No info	No
Sabe Jfar	76-100%	26-50%	1-25%	Yes	No info	No
Sharm El Sheikh	51-75%	26-50%	1-25%	Yes	No info	No

• 29/98 communities assessed (15 communities are shown on the previous three factsheets, 9 communities are shown on the next two factsheets): Mzeireb, Najaf, Raheiba, Sabe Jfar, Sharm El Sheikh



NFIs

Community	Electricity Source	Fuel Prices (SYP)*	NFI Prices (SYP)*
Mzeireb	B 2300 SYP, C NA, D NA, F NA	B 2300 SYP, C NA, D 65 SYP, F NA	B 1800 SYP, C NA, D 35 SYP, F NA
Sabe Jfar	B 2200 SYP, C NA, D 60 SYP, F 15000 SYP	B NA, C NA, D NA, F 45000 SYP	B NA, C NA, D NA, F NA
Najaf	B 2300 SYP, C NA, D 65 SYP, F NA	B NA, C NA, D NA, F NA	B NA, C NA, D NA, F NA
Raheiba	B 1800 SYP, C NA, D 35 SYP, F NA	B NA, C NA, D NA, F NA	B NA, C NA, D NA, F NA
Sharm El Sheikh	B NA, C NA, D NA, F 45000 SYP	B NA, C NA, D NA, F NA	B NA, C NA, D NA, F NA

- Most common electricity source
- Main network
 - Generator
 - No source
 - Solar alternative
 - No information
- Fuel Prices (SYP)*
- B** Butane (cannister)
 - C** Coal (1kg)
 - D** Diesel (1 litre)
 - F** Firewood (1 tonne)
- NFI Prices (SYP)*
- Cement (50kg)
 - Floor mat (3*4m)
 - Plastic tarpaulin (1m²)
 - Tent (5 persons)
- NA: not available for purchase

Shelter

- Most common shelter
- Independent apartment or house
 - Shared apartment or house
 - Unfinished apartment or house
 - Tent
 - Private space not for shelter
 - Cave/natural shelter
 - Collective public space not for shelter
 - No IDPs
 - No information
- Min - Max: rent paid per room (where known)

Community	NDPs	IDPs
Mzeireb		
Najaf		
Raheiba		
Sabe Jfar		
Sharm El Sheikh		

Livelihoods

- Most common sources of income
- Most common strategies used to cope with lack of income / resources

Community	Most common sources of income	Most common strategies used to cope with lack of income / resources
Mzeireb	Stable employment Daily employment Farm owning	Children sent to work/beg Borrowing from family/friends Skipping meals
Najaf	Stable employment Farm owning Business/trade	No info
Raheiba	Stable employment Farm owning Remittances	Borrowing from family/friends Selling household assets
Sabe Jfar	Stable employment Business/trade Remittances	No info
Sharm El Sheikh	Daily employment Support from family/friends Remittances	No info

Community	Most common strategies used to cope with a lack of fuel
Mzeireb	No lack of fuel
Najaf	No lack of fuel
Raheiba	Burning furniture in use Burning productive assets Burning waste
Sabe Jfar	No lack of fuel
Sharm El Sheikh	Burning furniture in use Burning productive assets

Al Malikeyyeh 4/6, Al Hasakeh Governorate

November 2017

WASH

- Most common water source
- Status of water source
 - Water is safe to drink
 - Water tastes/smells bad
 - People sick after drinking
 - No information
- Sufficiency of available water to meet household needs
 - Sufficient
 - Insufficient
 - No information
- Most common method of garbage disposal

Mzeireb

- Closed well
- Buried / burned

Najaf

- Closed well
- Public free collection

Raheiba

- Network
- Disposed at designated site

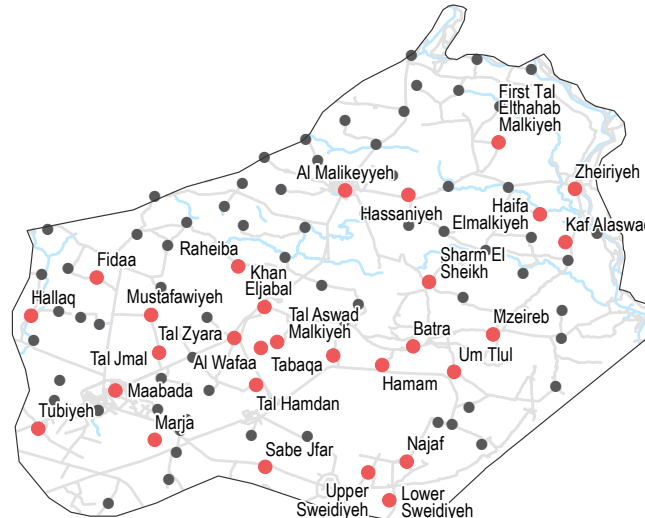
Sabe Jfar

- Network
- Disposed at designated site

Sharm El Sheikh

- Closed well
- Left in street / public area

• 29/98 communities assessed (15 communities are shown on the previous three factsheets, 9 communities are shown on the next two factsheets): Mzeireb, Najaf, Raheiba, Sabe Jfar, Sharm El Sheikh



Education

- Status of primary schools in village
 - Functioning
 - Not functioning
 - Not available
 - No information
- Barriers to accessing education services
- Mzeireb**
Most children accessed education
- Najaf**
Most children accessed education
- Raheiba**
Parents do not approve of curriculum
- Sabe Jfar**
Most children accessed education
- Sharm El Sheikh**
Most children accessed education

Health

	Most common health problems	Most common barriers to accessing healthcare
Mzeireb	Diarrhoea Maternal health issues Severe diseases affecting those aged less than 5	No facilities in the area Lack of transportation Services are too expensive
Najaf	Chronic diseases Maternal health issues Acute respiratory infections	No facilities in the area
Raheiba	Chronic diseases Acute respiratory infections Symptoms of psychological trauma	No facilities in the area Security concerns around travel High cost of transportation
Sabe Jfar	Diarrhoea Maternal health issues Acute respiratory infections	No facilities in the area High cost of transportation Services are too expensive
Sharm El Sheikh	Chronic diseases Acute respiratory infections Symptoms of psychological trauma	No facilities in the area

Food Security

Mzeireb

- Bread: no info
- Rice: 550 SYP
- Lentils: 600 SYP
- Sugar: 455 SYP
- Cooking oil: 565 SYP
- Shops
- No difficulties reported
- Private bakeries unavailable

Najaf

- Bread: no info
- Rice: 500 SYP
- Lentils: 500 SYP
- Sugar: 325 SYP
- Cooking oil: 600 SYP
- Shops
- No difficulties reported
- Private bakeries unavailable

Raheiba

- Bread: no info
- Rice: 550 SYP
- Lentils: 500 SYP
- Sugar: 500 SYP
- Cooking oil: 600 SYP
- Shops
- No difficulties reported
- Private bakeries unavailable

Sabe Jfar

- Bread: no info
- Rice: 500 SYP
- Lentils: 500 SYP
- Sugar: 500 SYP
- Cooking oil: 700 SYP
- Shops
- No difficulties reported
- Private bakeries unavailable

Sharm El Sheikh

- Bread: no info
- Rice: 475 SYP
- Lentils: 500 SYP
- Sugar: 450 SYP
- Cooking oil: 500 SYP
- Shops
- No difficulties reported
- Private bakeries unavailable

Main challenges to obtaining food

- No challenges
- Some foods unavailable
- Local production decreased
- Lack of access to markets
- Some foods expensive
- Lack of resources to buy food
- Lack of access to fuel
- Cooking fuel unavailable
- No information

Bread (public): 1 pack
Rice: 1kg
Lentils: 1kg
Sugar: 1kg
Cooking oil: 1 litre

Access to bread
Most common source of bread

Most common barriers to accessing bread
Number of days, per month, where bread from private bakeries was unavailable

Al Malikeyyeh 5/6, Al Hasakeh Governorate

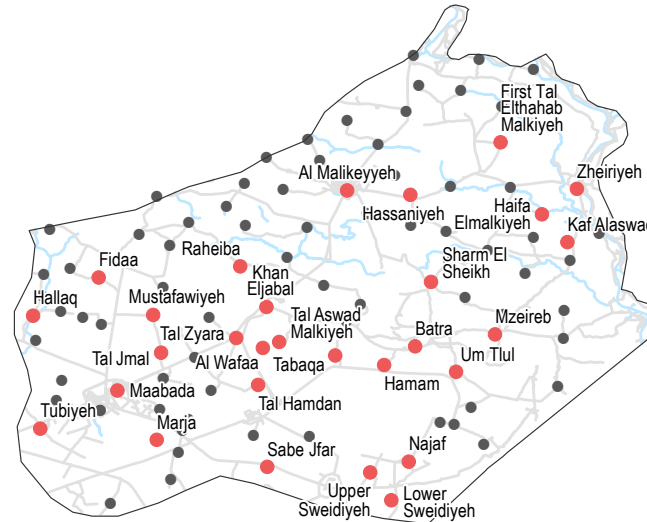
November 2017

Displacement

- % of pre-conflict population remaining
- % of population that are female
- % of female-headed households
- IDPs living in village
- New IDP arrivals
- Returnees

Community	% of pre-conflict population remaining	% of population that are female	% of female-headed households	IDPs living in village	New IDP arrivals	Returnees
Tabaqa	51-75%	51-75%	1-25%	Yes	No info	No
Tal Aswad Malkiyeh	26-50%	26-50%	1-25%	Yes	No info	No
Tal Hamdan	51-75%	26-50%	1-25%	Yes	No info	No
Tal Jmal	51-75%	51-75%	1-25%	Yes	No info	No
Tal Zyara	51-75%	51-75%	26-50%	Yes	No info	Yes

• 29/98 communities assessed (20 communities are shown on the previous four factsheets, 4 communities are shown on the next factsheet): Tabaqa, Tal Aswad Malkiyeh, Tal Hamdan, Tal Jmal, Tal Zyara



NFIs

Community	Main network	Generator	No source	Solar alternative
Tabaqa	B NA	C NA	D NA	F NA
Tal Jmal	B NA	C NA	D NA	F NA
Tal Aswad Malkiyeh	B 2300 SYP	C NA	D 40 SYP	F NA
Tal Zyara	B 2500 SYP	C NA	D 40 SYP	F 30000 SYP
Tal Hamdan	B 2200 SYP	C NA	D NA	F NA

- Most common electricity source
- Main network
 - Generator
 - No source
 - Solar alternative
 - No information
- Fuel Prices (SYP)*
- B** Butane (cannister)
 - C** Coal (1kg)
 - D** Diesel (1 litre)
 - F** Firewood (1 tonne)
- NFI Prices (SYP)*
- Cement (50kg)
 - Floor mat (3*4m)
 - Plastic tarpaulin (1m²)
 - Tent (5 persons)
- NA: not available for purchase

Shelter

- Most common shelter
- Independent apartment or house
 - Shared apartment or house
 - Unfinished apartment or house
 - Tent
 - Private space not for shelter
 - Cave/natural shelter
 - Collective public space not for shelter
 - No IDPs
 - No information
- Min - Max: rent paid per room (where known)

Community	Independent apartment or house	Shared apartment or house	Unfinished apartment or house	Tent	Private space not for shelter	Cave/natural shelter	Collective public space not for shelter	No IDPs	No information
Tabaqa	NDPs	IDPs	No info	X	X	X	X	X	X
Tal Jmal	NDPs	IDPs	No info	X	X	X	X	X	X
Tal Aswad Malkiyeh	NDPs	IDPs	No info	X	X	X	X	X	X
Tal Zyara	NDPs	IDPs	No info	X	X	X	X	X	X
Tal Hamdan	NDPs	IDPs	No info	X	X	X	X	X	X

Livelihoods

Community	Most common sources of income	Most common strategies used to cope with lack of income / resources
Tabaqa	Daily employment Business/trade Remittances	Borrowing from family/friends
Tal Aswad Malkiyeh	Daily employment Sale of household assets Savings	Borrowing from family/friends Selling household assets
Tal Hamdan	Stable employment Begging Business/trade	Children sent to work/beg Skipping meals Reducing meal size
Tal Jmal	Stable employment Farm owning Support from family/friends	Borrowing from family/friends
Tal Zyara	Stable employment Daily employment Remittances	No info

- Most common strategies used to cope with a lack of fuel
- Tabaqa: No lack of fuel
 - Tal Aswad Malkiyeh: No lack of fuel
 - Tal Jmal: No lack of fuel
 - Tal Hamdan: No lack of fuel
 - Tal Zyara: Burning furniture in use

Al Malikeyyeh 5/6, Al Hasakeh Governorate

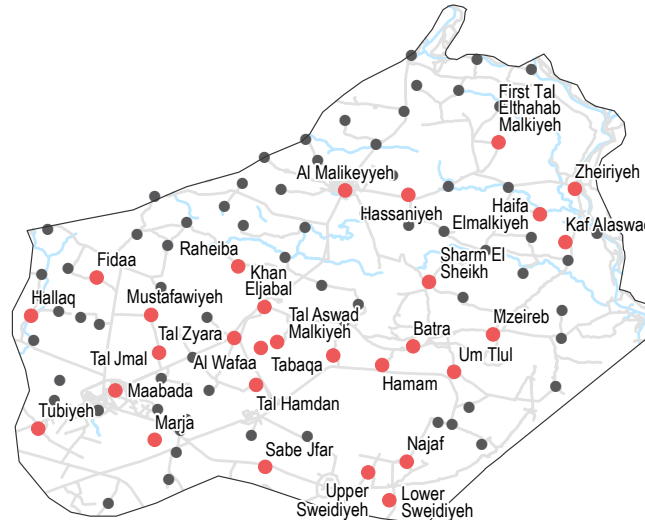
November 2017

WASH

- Most common water source
- Status of water source
 - Water is safe to drink
 - Water tastes/smells bad
 - People sick after drinking
 - No information
- Sufficiency of available water to meet household needs
 - Sufficient
 - Insufficient
 - No information
- Most common method of garbage disposal

- Tabaqa**
 - Closed well
 - Buried / burned
- Tal Aswad Malkiyeh**
 - Network
 - Left in street / public area
- Tal Hamdan**
 - Network
 - Buried / burned
- Tal Jmal**
 - Network
 - Disposed at designated site
- Tal Zyara**
 - Network
 - Private paid collection

- 29/98 communities assessed (20 communities are shown on the previous four factsheets, 4 communities are shown on the next factsheet): Tabaqa, Tal Aswad Malkiyeh, Tal Hamdan, Tal Jmal, Tal Zyara



Food Security

Tabaqa

- Bread: no info
- Rice: 600 SYP
- Lentils: 500 SYP
- Sugar: no info
- Cooking oil: no info

- Private bakeries
- High price of wheat
- Yeast not always available

1 to 10

Tal Aswad Malkiyeh

- Bread: no info
- Rice: 400 SYP
- Lentils: 350 SYP
- Sugar: 350 SYP
- Cooking oil: 300 SYP

- Shops
- Flour too expensive

Private bakeries unavailable

Tal Hamdan

- Bread: no info
- Rice: 500 SYP
- Lentils: 300 SYP
- Sugar: 550 SYP
- Cooking oil: 600 SYP

- Shops
- No difficulties reported

Private bakeries unavailable

Tal Jmal

- Bread: no info
- Rice: 500 SYP
- Lentils: no info
- Sugar: 375 SYP
- Cooking oil: 560 SYP

- Shops
- Wheat not always available
- Yeast not always available
- Insufficient electricity/fuel

11 to 20

Tal Zyara

- Bread: 125 SYP
- Rice: 400 SYP
- Lentils: 300 SYP
- Sugar: 300 SYP
- Cooking oil: 350 SYP

- Private bakeries
- No difficulties reported

1 to 10

Main challenges to obtaining food

- No challenges
- Some foods unavailable
- Local production decreased
- Lack of access to markets
- Some foods expensive
- Lack of resources to buy food
- Lack of access to fuel
- Cooking fuel unavailable
- No information

- Bread (public): 1 pack
- Rice: 1kg
- Lentils: 1kg
- Sugar: 1kg
- Cooking oil: 1 litre

- Access to bread
- Most common source of bread

- Most common barriers to accessing bread
- Number of days, per month, where bread from private bakeries was unavailable

Education

- Status of primary schools in village
 - Functioning
 - Not functioning
 - Not available
 - No information
- Barriers to accessing education services

- Tal Hamdan**
 - Most children accessed education
- Tal Jmal**
 - Most children accessed education
- Tabaqa**
 - Most children accessed education
- Tal Zyara**
 - Most children accessed education

- Tal Aswad Malkiyeh**
 - Most children accessed education

Health

- Most common health problems
- Most common barriers to accessing healthcare

Tabaqa

- Chronic diseases
- Severe diseases affecting those aged less than 5
- Symptoms of psychological trauma

- No facilities in the area
- High cost of transportation
- Old age

Tal Aswad Malkiyeh

- Disabilities
- Chronic diseases
- Severe diseases affecting those aged less than 5

- No facilities in the area

Tal Hamdan

- Disabilities
- Chronic diseases
- Acute respiratory infections

- No facilities in the area
- Services are too expensive

Tal Jmal

- Chronic diseases
- Acute respiratory infections
- Symptoms of psychological trauma

- No facilities in the area
- High cost of transportation
- Services are too expensive

Tal Zyara

- Chronic diseases
- Acute respiratory infections
- Symptoms of psychological trauma

- No facilities in the area
- Services are too expensive

Al Malikeyyeh 6/6, Al Hasakeh Governorate

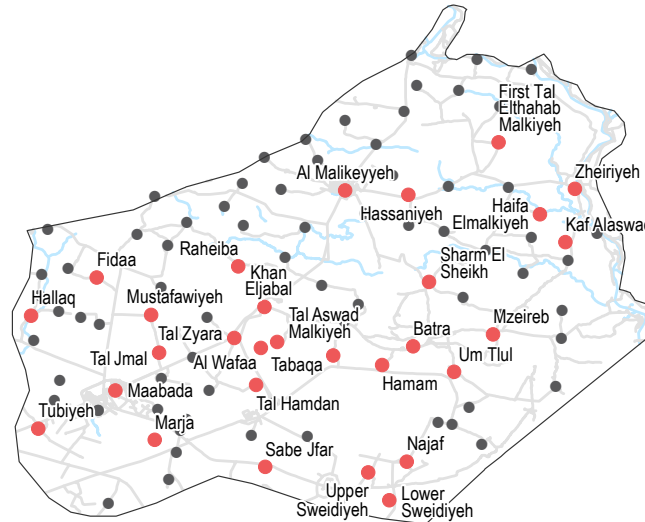
November 2017

Displacement

- % of pre-conflict population remaining
- % of population that are female
- % of female-headed households
- IDPs living in village
- New IDP arrivals
- Returnees

Sub-district	% of pre-conflict population remaining	% of population that are female	% of female-headed households	IDPs living in village	New IDP arrivals	Returnees
Tubiyeh	51-75%	26-50%	1-25%	Yes	No info	No
Um Tlul	76-100%	51-75%	None	Yes	No info	No
Upper Sweidiyeh	51-75%	26-50%	1-25%	Yes	No info	No
Zheiriyeh	76-100%	51-75%	26-50%	Yes	No info	No

• 29/98 communities assessed (25 communities are shown on the previous five factsheets): Tubiyeh, Um Tlul, Upper Sweidiyeh, Zheiriyeh



NFIs

Sub-district	Lightbulb icon	Generator icon	No source icon	Solar alternative icon
Tubiyeh	B 2200 SYP	1900 SYP	C NA	F NA
Zheiriyeh	B NA	NA	C NA	F NA
Um Tlul	B 2700 SYP	NA	C NA	F NA
Upper Sweidiyeh	B 2300 SYP	2500 SYP	C NA	F NA
Zheiriyeh	D 40 SYP	NA	C NA	F NA

- Most common electricity source
- Main network
 - Generator
 - No source
 - Solar alternative
 - No information
- Fuel Prices (SYP)*
- B** Butane (cannister)
 - C** Coal (1kg)
 - D** Diesel (1 litre)
 - F** Firewood (1 tonne)
- NFI Prices (SYP)*
- Cement (50kg)
 - Floor mat (3*4m)
 - Plastic tarpaulin (1m²)
 - Tent (5 persons)
- NA: not available for purchase

Shelter

- Most common shelter
- Independent apartment or house
 - Shared apartment or house
 - Unfinished apartment or house
 - Tent
 - Private space not for shelter
 - Cave/natural shelter
 - Collective public space not for shelter
 - No IDPs
 - No information
- Min - Max: rent paid per room (where known)

Sub-district	Green house icon	Light green house icon	Blue house icon	Blue tent icon	Yellow house icon	Orange house icon	Red house icon	Black house icon	X icon
Tubiyeh	NDPs	IDPs	No info						
Zheiriyeh	NDPs	IDPs	No info						
Um Tlul	NDPs	IDPs	No info						
Upper Sweidiyeh	NDPs	IDPs	No info						

Livelihoods

Sub-district	Most common sources of income	Most common strategies used to cope with lack of income / resources
Tubiyeh	Stable employment Farm owning Business/trade	Borrowing from family/friends
Um Tlul	Stable employment Daily employment Farm owning	Skipping meals Reducing meal size
Upper Sweidiyeh	Stable employment Business/trade Remittances	Borrowing from family/friends
Zheiriyeh	Stable employment Farm owning Remittances	No info

Sub-district	Flame icon	Most common strategies used to cope with a lack of fuel
Tubiyeh	No lack of fuel	
Um Tlul	No lack of fuel	
Zheiriyeh	No lack of fuel	
Upper Sweidiyeh	No lack of fuel	

Al Malikeyyeh 6/6, Al Hasakeh Governorate

November 2017

WASH

- Most common water source**
- Status of water source**
- Water is safe to drink
 - Water tastes/smells bad
 - People sick after drinking
 - No information
- Sufficiency of available water to meet household needs**
- Sufficient
 - Insufficient
 - No information
- Most common method of garbage disposal**

Tubiyeh

- Network
- Disposed at designated site

Um Tlul

- Closed well
- Disposed at designated site

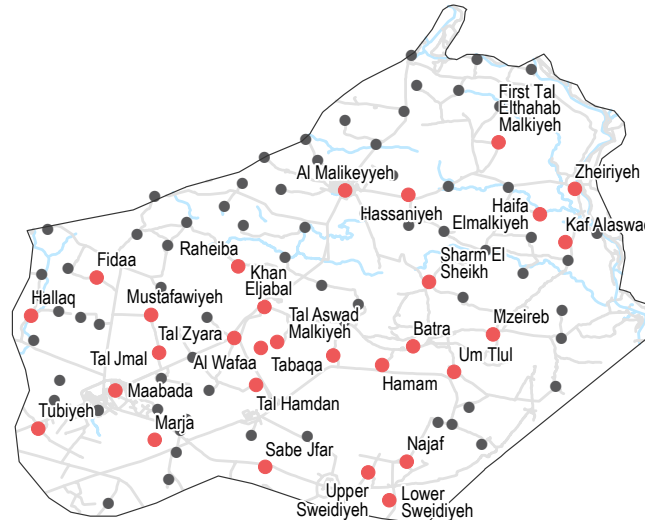
Upper Sweidiyeh

- Closed well
- Private paid collection

Zheiriyyeh

- Network
- Private paid collection

• 29/98 communities assessed (25 communities are shown on the previous five factsheets): Tubiyeh, Um Tlul, Upper Sweidiyeh, Zheiriyyeh



Food Security

Tubiyeh

- Bread: no info
- Rice: 500 SYP
- Lentils: 350 SYP
- Sugar: 300 SYP
- Cooking oil: 500 SYP
- Private bakeries
- High price of flour
- Flour not always available
- Wheat not always available
- 1 to 10

Um Tlul

- Bread: no info
- Rice: 500 SYP
- Lentils: 225 SYP
- Sugar: 450 SYP
- Cooking oil: 700 SYP
- Shops
- No difficulties reported
- Private bakeries unavailable

Upper Sweidiyeh

- Bread: 160 SYP
- Rice: 500 SYP
- Lentils: 400 SYP
- Sugar: 300 SYP
- Cooking oil: 575 SYP
- Shops
- High price of flour
- Flour not always available
- Insufficient electricity/fuel
- Private bakeries unavailable

Zheiriyyeh

- Bread: no info
- Rice: 450 SYP
- Lentils: 300 SYP
- Sugar: 260 SYP
- Cooking oil: no info
- Shops
- No difficulties reported
- Private bakeries unavailable

Main challenges to obtaining food

- No challenges
- Some foods unavailable
- Local production decreased
- Lack of access to markets
- Some foods expensive
- Lack of resources to buy food
- Lack of access to fuel
- Cooking fuel unavailable
- No information

- Bread (public): 1 pack
- Rice: 1kg
- Lentils: 1kg
- Sugar: 1kg
- Cooking oil: 1 litre

Access to bread

- Most common source of bread
- Most common barriers to accessing bread
- Number of days, per month, where bread from private bakeries was unavailable

Education

- Status of primary schools in village**
- Functioning
 - Not functioning
 - Not available
 - No information
- Barriers to accessing education services**

Upper Sweidiyeh

Most children accessed education

Zheiriyyeh

Most children accessed education

Tubiyeh

Most children accessed education

Um Tlul

Most children accessed education

Health

Most common health problems

Most common barriers to accessing healthcare

Tubiyeh

- Diarrhoea
- Polio
- Severe diseases affecting those aged less than 5

- No facilities in the area
- High cost of transportation
- Services are too expensive

Um Tlul

- Pregnancy related diseases
- Acute respiratory infections
- Malnutrition

- No facilities in the area
- High cost of transportation
- Services are too expensive

Upper Sweidiyeh

- Acute respiratory infections
- Fever
- Severe diseases affecting those aged less than 5

- Services are too expensive

Zheiriyyeh

- Chronic diseases
- Pregnancy related diseases
- Severe diseases affecting those aged less than 5

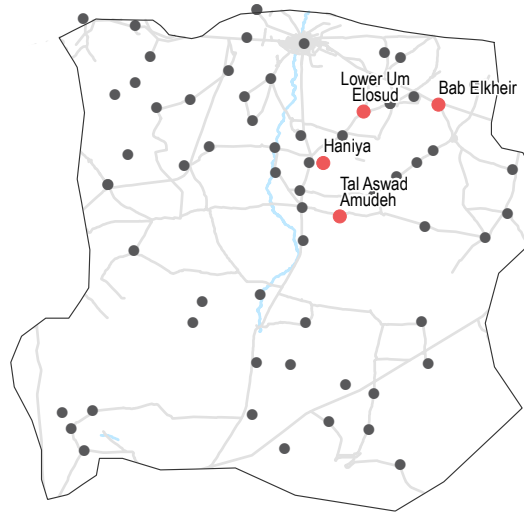
- No facilities in the area

Displacement

- % of pre-conflict population remaining
- % of population that are female
- % of female-headed households
- IDPs living in village
- New IDP arrivals
- Returnees

Community	% of pre-conflict population remaining	% of population that are female	% of female-headed households	IDPs living in village	New IDP arrivals	Returnees
Bab Elkheir	76-100%	51-75%	1-25%	Yes	No info	No
Haniya	76-100%	1-25%	None	Yes	No info	No
Lower Um Elosud	76-100%	1-25%	None	Yes	No info	No
Tal Aswad Amudeh	26-50%	26-50%	1-25%	Yes	No info	No

• 4/60 communities assessed : Bab Elkheir, Haniya, Lower Um Elosud, Tal Aswad Amudeh



Shelter

- Independent apartment or house
- Shared apartment or house
- Unfinished apartment or house
- Tent
- Private space not for shelter
- Cave/natural shelter
- Collective public space not for shelter
- No IDPs
- No information
- Min - Max: rent paid per room (where known)

Community	NDPs	IDPs
Bab Elkheir		
Tal Aswad Amudeh		
Haniya		
Lower Um Elosud		

2500 - 5000 SYP

Livelihoods

- Most common sources of income
- Most common strategies used to cope with lack of income / resources

Community	Most common sources of income	Most common strategies used to cope with lack of income / resources
Bab Elkheir	Stable employment Farm owning Remittances	Taking loans/buying on credit Borrowing from family/friends Reducing meal size
Haniya	Stable employment Farm owning Remittances	Reducing meal size
Lower Um Elosud	Daily employment Farm owning Savings	Borrowing from family/friends
Tal Aswad Amudeh	Farm owning Business/trade Remittances	No info

NFIs

Community	B	C	D	F
Bab Elkheir	B 2200 SYP	C 900 SYP	D 40 SYP	F 12500 SYP
Tal Aswad Amudeh	B 3900 SYP	C NA	D NA	F NA
Haniya	B NA	C NA	D NA	F NA
Lower Um Elosud	B NA	C NA	D NA	F NA

- Most common electricity source
- Main network
 - Generator
 - No source
 - Solar alternative
 - No information
- Fuel Prices (SYP)*
- B** Butane (cannister)
 - C** Coal (1kg)
 - D** Diesel (1 litre)
 - F** Firewood (1 tonne)
- NFI Prices (SYP)*
- Cement (50kg)
 - Floor mat (3*4m)
 - Plastic tarpaulin (1m²)
 - Tent (5 persons)
- NA: not available for purchase

Community	Most common strategies used to cope with lack of income / resources
Bab Elkheir	Burning furniture not in use Burning furniture in use
Haniya	Burning furniture in use Burning productive assets Burning plastics
Lower Um Elosud	No lack of fuel
Tal Aswad Amudeh	No lack of fuel

WASH

- Most common water source**
- Status of water source**
- Water is safe to drink
 - Water tastes/smells bad
 - People sick after drinking
 - No information
- Sufficiency of available water to meet household needs**
- Sufficient
 - Insufficient
 - No information
- Most common method of garbage disposal**

Bab Elkheir

- Closed well
- Buried / burned

Haniya

- Network
- Private paid collection

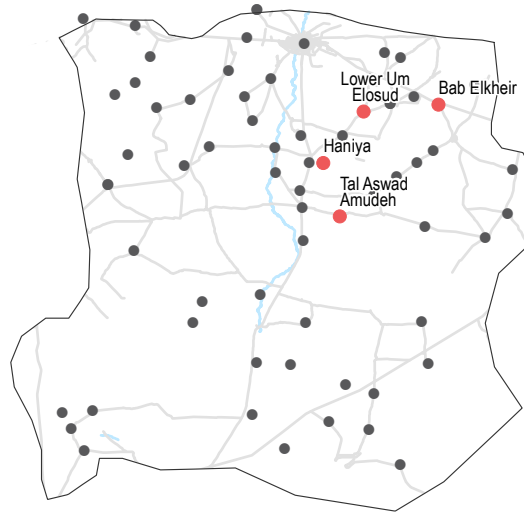
Lower Um Elosud

- Open well
- Disposed at designated site

Tal Aswad Amudeh

- Network
- Buried / burned

• 4/60 communities assessed : Bab Elkheir, Haniya, Lower Um Elosud, Tal Aswad Amudeh



Food Security

Bab Elkheir

- Bread: no info
- Rice: 475 SYP
- Lentils: 475 SYP
- Sugar: 290 SYP
- Cooking oil: 475 SYP
- Shops
- No difficulties reported
- Private bakeries unavailable

Haniya

- Bread: no info
- Rice: 450 SYP
- Lentils: 250 SYP
- Sugar: 350 SYP
- Cooking oil: 450 SYP
- Private bakeries
- No difficulties reported
- 1 to 10

Lower Um Elosud

- Bread: no info
- Rice: no info
- Lentils: no info
- Sugar: no info
- Cooking oil: no info
- Bread is not available in the village
- No difficulties reported
- Private bakeries unavailable

Tal Aswad Amudeh

- Bread: no info
- Rice: 500 SYP
- Lentils: 300 SYP
- Sugar: 500 SYP
- Cooking oil: 650 SYP
- Shops
- No difficulties reported
- Private bakeries unavailable

Main challenges to obtaining food

- No challenges
- Some foods unavailable
- Local production decreased
- Lack of access to markets
- Some foods expensive
- Lack of resources to buy food
- Lack of access to fuel
- Cooking fuel unavailable
- No information

- Bread (public): 1 pack
- Rice: 1kg
- Lentils: 1kg
- Sugar: 1kg
- Cooking oil: 1 litre

- Access to bread
- Most common source of bread

- Most common barriers to accessing bread
- Number of days, per month, where bread from private bakeries was unavailable

Education

- Status of primary schools in village**
- Functioning
 - Not functioning
 - Not available
 - No information
- Barriers to accessing education services**

Lower Um Elosud

Most children accessed education

Tal Aswad Amudeh

Services are too far

Bab Elkheir

Services are too far
 Parents do not approve of curriculum
 Curriculum not available in appropriate language

Haniya

Most children accessed education

Health

Most common health problems

Most common barriers to accessing healthcare

Bab Elkheir

Skin diseases
 Chronic diseases
 Severe diseases affecting those aged less than 5

No facilities in the area
 High cost of transportation
 Services are too expensive

Haniya

Diarrhoea
 Maternal health issues
 Acute respiratory infections

No difficulties reported

Lower Um Elosud

Acute respiratory infections
 Severe diseases affecting those aged less than 5

No facilities in the area
 High cost of transportation
 Services are too expensive

Tal Aswad Amudeh

Pregnancy related diseases
 Fever
 Severe diseases affecting those aged less than 5

No facilities in the area

Be'r Al Hulo Al Wardeyyeh, Al Hasakeh Governorate

November 2017

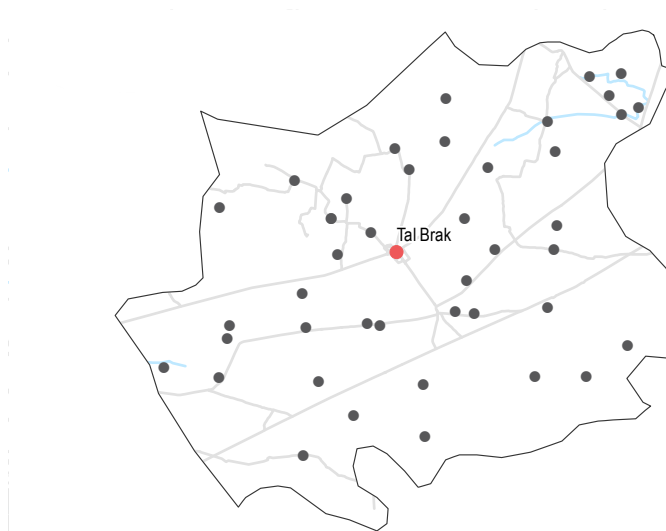
Displacement

- % of pre-conflict population remaining
- % of population that are female
- % of female-headed households
- IDPs living in village
- New IDP arrivals
- Returnees

Tal Brak

- 76-100%
- 26-50%
- 1-25%
- Yes
- No info
- No

• 1/40 community assessed : Tal Brak



NFIs

Lightbulb Tal Brak

- B** 4500 SYP 2000 SYP
- C** NA 6000 SYP
- D** 150 SYP NA
- F** NA NA

Most common electricity source

- Main network
- Generator
- No source
- Solar alternative
- No information

Fuel Prices (SYP)*

- B** Butane (cannister)
- C** Coal (1kg)
- D** Diesel (1 litre)
- F** Firewood (1 tonne)

NFI Prices (SYP)*

- Cement (50kg)
- Floor mat (3*4m)
- Plastic tarpaulin (1m²)
- Tent (5 persons)

NA: not available for purchase

Shelter

- Independent apartment or house
 - Shared apartment or house
 - Unfinished apartment or house
 - Tent
 - Private space not for shelter
 - Cave/natural shelter
 - Collective public space not for shelter
 - No IDPs
 - No information
- Min - Max: rent paid per room (where known)

Tal Brak

- NDPs
- IDPs
- 4000 - 6000 SYP

Livelihoods

Most common sources of income

Tal Brak

- Stable employment
- Farm owning
- Business/trade

Most common strategies used to cope with lack of income / resources

No info

Fire Tal Brak

No lack of fuel

Most common strategies used to cope with a lack of fuel

Be'r Al Hulo Al Wardeyyeh, Al Hasakeh Governorate

November 2017

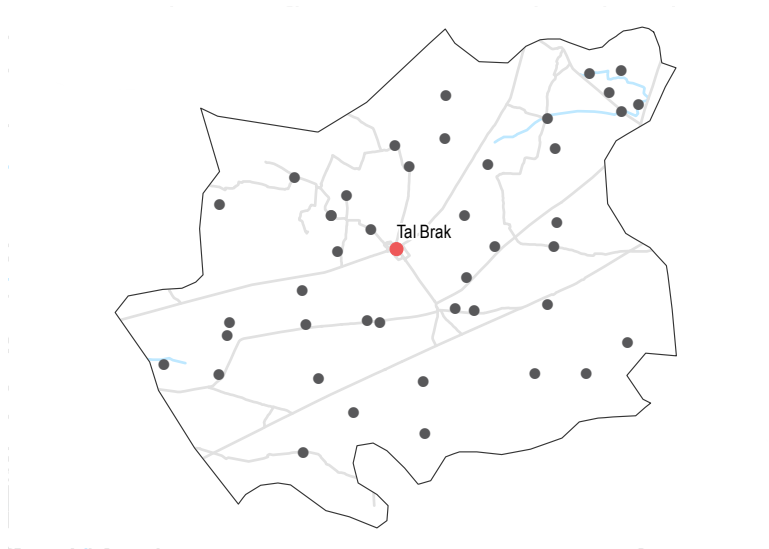
WASH

- Most common water source
- Status of water source
 - Water is safe to drink
 - Water tastes/smells bad
 - People sick after drinking
 - No information
- Sufficiency of available water to meet household needs
 - Sufficient
 - Insufficient
 - No information
- Most common method of garbage disposal

Tal Brak

- Network
- Public free collection

• 1/40 community assessed : Tal Brak



Food Security

Tal Brak

- Bread: 80 SYP
- Rice: 900 SYP
- Lentils: 450 SYP
- Sugar: 600 SYP
- Cooking oil: 650 SYP
- Public bakeries
- No difficulties reported
- 0

Main challenges to obtaining food

- No challenges
- Some foods unavailable
- Local production decreased
- Lack of access to markets
- Some foods expensive
- Lack of resources to buy food
- Lack of access to fuel
- Cooking fuel unavailable
- No information

Bread (public): 1 pack
 Rice: 1kg
 Lentils: 1 kg
 Sugar: 1kg
 Cooking oil: 1 litre

Access to bread

- Most common source of bread
- Most common barriers to accessing bread
- Number of days, per month, where bread from private bakeries was unavailable

Education

- Status of primary schools in village
 - Functioning
 - Not functioning
 - Not available
 - No information
- Barriers to accessing education services

Tal Brak

Most children accessed education

Health

- Most common health problems
 - Fever
 - Severe diseases affecting those aged less than 5
- Most common barriers to accessing healthcare
 - No difficulties reported

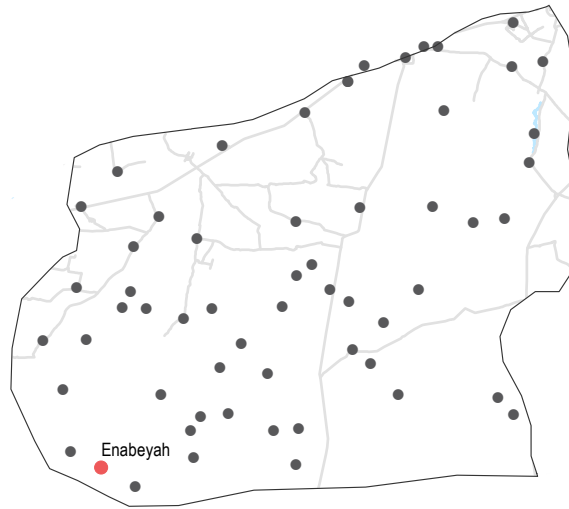
Displacement

• 1/56 community assessed : Enabeyah

- % of pre-conflict population remaining
- % of population that are female
- % of female-headed households
- IDPs living in village
- New IDP arrivals
- Returnees

Enabeyah

- 51-75%
- 1-25%
- 26-50%
- Yes
- No info
- No



NFIs

Enabeyah

- B** 2800 SYP NA
- C** NA NA
- D** NA NA
- F** NA NA

- Most common electricity source
- Main network
- Generator
- No source
- Solar alternative
- No information
- Fuel Prices (SYP)*
- B** Butane (cannister)
- C** Coal (1kg)
- D** Diesel (1 litre)
- F** Firewood (1 tonne)
- NFI Prices (SYP)*
- Cement (50kg)
- Floor mat (3*4m)
- Plastic tarpaulin (1m²)
- Tent (5 persons)
- NA: not available for purchase

Shelter

- Most common shelter
- Independent apartment or house
- Shared apartment or house
- Unfinished apartment or house
- Tent
- Private space not for shelter
- Cave/natural shelter
- Collective public space not for shelter
- No IDPs
- No information
- Min - Max: rent paid per room (where known)

Enabeyah

- NDPs
- IDPs
- No info

Livelihoods

Most common sources of income

Enabeyah

- Stable employment
- Support from family/friends
- Remittances

Most common strategies used to cope with lack of income / resources

No info

Enabeyah

No lack of fuel

Most common strategies used to cope with a lack of fuel

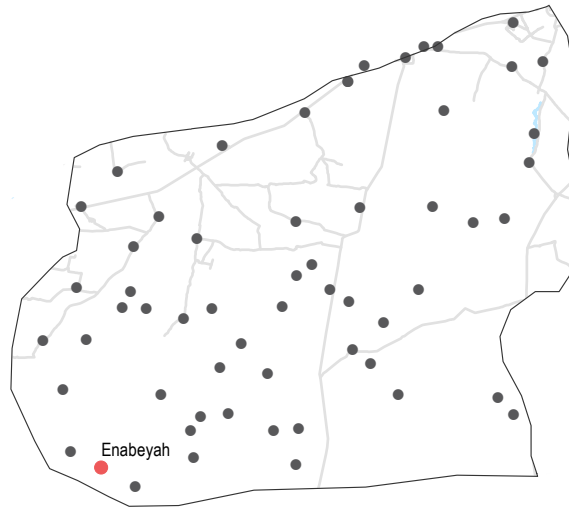
WASH

- Most common water source
- Status of water source
- Water is safe to drink
 - Water tastes/smells bad
 - People sick after drinking
 - No information
- Sufficiency of available water to meet household needs
- Sufficient
 - Insufficient
 - No information
- Most common method of garbage disposal

Enabeyah

- Network
- Public free collection

• 1/56 community assessed : Enabeyah



Food Security

Enabeyah

- Bread: no info
- Rice: 650 SYP
- Lentils: 400 SYP
- Sugar: 400 SYP
- Cooking oil: 650 SYP
- Private bakeries
- Yeast not always available
- Flour not always available
- Insufficient electricity/fuel
- 1 to 10

Main challenges to obtaining food

- No challenges
 - Some foods unavailable
 - Local production decreased
 - Lack of access to markets
 - Some foods expensive
 - Lack of resources to buy food
 - Lack of access to fuel
 - Cooking fuel unavailable
 - No information
- Bread (public): 1 pack
 Rice: 1kg
 Lentils: 1 kg
 Sugar: 1kg
 Cooking oil: 1 litre

Education

- Status of primary schools in village
- Functioning
 - Not functioning
 - Not available
 - No information
- Barriers to accessing education services

Enabeyah
 Most children accessed education

Health

- Enabeyah**
- Most common health problems
 - Disabilities
 - Chronic diseases
 - Pregnancy related diseases
 - Most common barriers to accessing healthcare
 - No facilities in the area
 - High cost of transportation
 - Services are too expensive

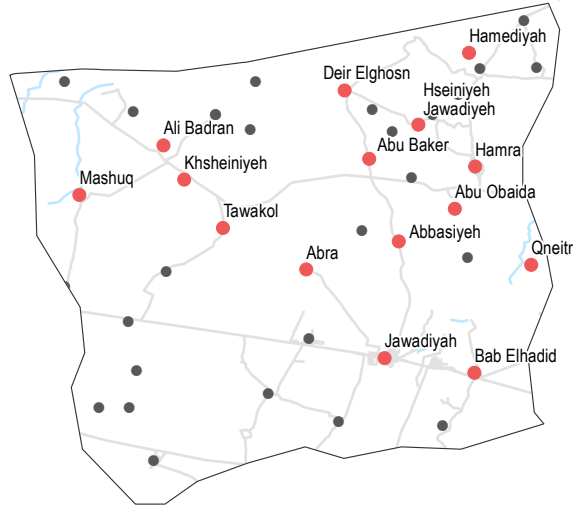
- Access to bread
- Most common source of bread
 - Most common barriers to accessing bread
 - Number of days, per month, where bread from private bakeries was unavailable

Displacement

- % of pre-conflict population remaining
- % of population that are female
- % of female-headed households
- IDPs living in village
- New IDP arrivals
- Returnees

Community	% of pre-conflict population remaining	% of population that are female	% of female-headed households	IDPs living in village	New IDP arrivals	Returnees
Abbasiyeh	51-75%	1-25%	1-25%	Yes	No info	No
Abra	51-75%	26-50%	1-25%	Yes	No info	No
Abu Baker	76-100%	26-50%	1-25%	Yes	No info	No
Abu Obaida	26-50%	26-50%	1-25%	Yes	No	No
Ali Badran	26-50%	26-50%	1-25%	Yes	No info	No

• 15/38 communities assessed (10 communities are shown on the next two factsheets): Abbasiyeh, Abra, Abu Baker, Abu Obaida, Ali Badran



Shelter

- Independent apartment or house
- Shared apartment or house
- Unfinished apartment or house
- Tent
- Private space not for shelter
- Cave/natural shelter
- Collective public space not for shelter
- No IDPs
- No information
- Min - Max: rent paid per room (where known)

Community	NDPs	IDPs
Abbasiyeh		
Abra		
Abu Baker		
Abu Obaida		
Ali Badran		

Livelihoods

- Most common sources of income
- Most common strategies used to cope with lack of income / resources

Community	Most common sources of income	Most common strategies used to cope with lack of income / resources
Abbasiyeh	Stable employment Farm owning Remittances	Taking loans/buying on credit
Abra	Stable employment Support from family/friends	No info
Abu Baker	Stable employment Farm owning Remittances	Skipping meals Reducing meal size
Abu Obaida	Farm owning Business/trade Remittances	No info
Ali Badran	Stable employment Farm owning Remittances	Children sent to work/beg

NFIs

Community	Electricity	Fuel	Other NFIs
Abbasiyeh	B2100 SYP	3200 SYP	C950 SYP
Abra	B NA	NA	D40 SYP
Abu Baker	B NA	NA	F NA
Abu Obaida	B NA	NA	C NA
Ali Badran	B2100 SYP	NA	D75 SYP

- Most common electricity source
- Main network
- Generator
- No source
- Solar alternative
- No information
- Fuel Prices (SYP)*
- B** Butane (cannister)
- C** Coal (1kg)
- D** Diesel (1 litre)
- F** Firewood (1 tonne)
- NFI Prices (SYP)*
- Cement (50kg)
- Floor mat (3*4m)
- Plastic tarpaulin (1m²)
- Tent (5 persons)
- NA: not available for purchase

Community	Most common strategies used to cope with a lack of fuel
Abbasiyeh	No lack of fuel
Abra	No lack of fuel
Abu Baker	No lack of fuel
Abu Obaida	Burning furniture in use
Ali Badran	No lack of fuel

WASH

- Most common water source**
- Water is safe to drink
 - Water tastes/smells bad
 - People sick after drinking
 - No information
- Sufficiency of available water to meet household needs**
- Sufficient
 - Insufficient
 - No information
- Most common method of garbage disposal**

Abbasiyeh

- Closed well
- Private paid collection

Abra

- Network
- Private paid collection

Abu Baker

- Closed well
- Private paid collection

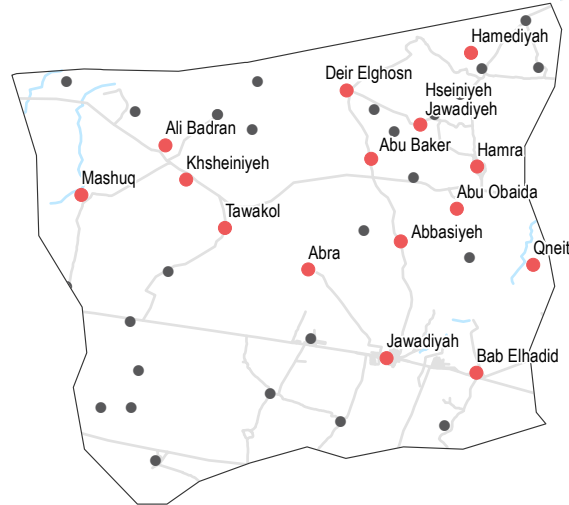
Abu Obaida

- Network
- Public free collection

Ali Badran

- Closed well
- Public free collection

• 15/38 communities assessed (10 communities are shown on the next two factsheets): Abbasiyeh, Abra, Abu Baker, Abu Obaida, Ali Badran



Education

- Status of primary schools in village**
- Functioning
 - Not functioning
 - Not available
 - No information
- Barriers to accessing education services**
- Abbasiyeh: Most children accessed education
 - Abra: Most children accessed education

Abu Baker

Most children accessed education

Abu Obaida

Services are too far

Ali Badran

Most children accessed education

Abra

Most children accessed education

Health

Most common health problems

Most common barriers to accessing healthcare

Abbasiyeh

Disabilities
Chronic diseases
Maternal health issues

No facilities in the area
High cost of transportation
Services are too expensive

Abra

Chronic diseases
Pregnancy related diseases
Severe diseases affecting those aged less than 5

No facilities in the area
High cost of transportation
Services are too expensive

Abu Baker

Chronic diseases
Pregnancy related diseases
Severe diseases affecting those aged less than 5

No facilities in the area
High cost of transportation
Services are too expensive

Abu Obaida

Disabilities
Chronic diseases
Pregnancy related diseases

No facilities in the area
High cost of transportation
Services are too expensive

Ali Badran

Chronic diseases
Pregnancy related diseases
Acute respiratory infections

No facilities in the area

Food Security

Abbasiyeh

Bread: no info
Rice: 500 SYP
Lentils: 400 SYP
Sugar: 400 SYP
Cooking oil: 600 SYP

Shops

High price of flour
Flour not always available

1 to 10

Abra

Bread: no info
Rice: 400 SYP
Lentils: 400 SYP
Sugar: 400 SYP
Cooking oil: 600 SYP

Shops

Insufficient electricity/fuel

11 to 20

Abu Baker

Bread: no info
Rice: no info
Lentils: no info
Sugar: no info
Cooking oil: no info

Bread is not available in the village

Private bakeries unavailable

Abu Obaida

Bread: no info
Rice: no info
Lentils: no info
Sugar: no info
Cooking oil: no info

Shops

High price of flour
Flour not always available

Private bakeries unavailable

Ali Badran

Bread: no info
Rice: 700 SYP
Lentils: 475 SYP
Sugar: 550 SYP
Cooking oil: 575 SYP

Shops

No difficulties reported

Private bakeries unavailable

Main challenges to obtaining food

- No challenges
- Some foods unavailable
- Local production decreased
- Lack of access to markets
- Some foods expensive
- Lack of resources to buy food
- Lack of access to fuel
- Cooking fuel unavailable
- No information

Bread (public): 1 pack
Rice: 1kg
Lentils: 1kg
Sugar: 1kg
Cooking oil: 1 litre

Access to bread

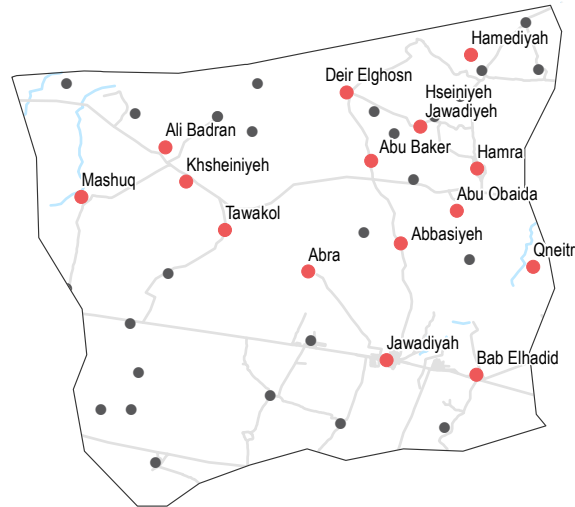
- Most common source of bread
- Most common barriers to accessing bread
- Number of days, per month, where bread from private bakeries was unavailable

Displacement

- % of pre-conflict population remaining
- % of population that are female
- % of female-headed households
- IDPs living in village
- New IDP arrivals
- Returnees

Community	% of pre-conflict population remaining	% of population that are female	% of female-headed households	IDPs living in village	New IDP arrivals	Returnees
Bab Elhadid	51-75%	51-75%	1-25%	Yes	No info	No
Deir Elghosn	51-75%	51-75%	1-25%	Yes	No info	Yes
Hamediyah	76-100%	51-75%	1-25%	Yes	No info	No
Hamra	76-100%	76-100%	1-25%	Yes	No info	No
Hseiniyeh Jawadiyeh	76-100%	51-75%	1-25%	Yes	No info	No

• 15/38 communities assessed (5 communities are shown on the previous factsheet, 5 communities are shown on the next factsheet): Bab Elhadid, Deir Elghosn, Hamediyah, Hamra, Hseiniyeh Jawadiyeh



Shelter

- Independent apartment or house
- Shared apartment or house
- Unfinished apartment or house
- Tent
- Private space not for shelter
- Cave/natural shelter
- Collective public space not for shelter
- No IDPs
- No information
- Min - Max: rent paid per room (where known)

Community	NDPs	IDPs
Bab Elhadid		
Hamra		
Deir Elghosn		
Hseiniyeh Jawadiyeh		
Hamediyah		

Livelihoods

- Most common sources of income
- Most common strategies used to cope with lack of income / resources

Community	Most common sources of income	Most common strategies used to cope with lack of income / resources
Bab Elhadid	Stable employment Business/trade Support from family/friends	Reducing meal size
Deir Elghosn	Stable employment Farm owning Remittances	Adults begging
Hamediyah	Daily employment Farm owning Business/trade	No info
Hamra	Stable employment Daily employment Remittances	Borrowing from family/friends Skipping meals Reducing meal size
Hseiniyeh Jawadiyeh	Stable employment Daily employment Farm owning	High risk/illegal work Skipping meals Reducing meal size

NFIs

Community	B	C	D	F
Bab Elhadid	B 2200 SYP	C NA	D 40 SYP	F NA
Deir Elghosn	B 2450 SYP	C NA	D NA	F NA
Hamediyah	B NA	C NA	D NA	F NA

- Most common electricity source
- Main network
- Generator
- No source
- Solar alternative
- No information
- Fuel Prices (SYP)*
- B** Butane (cannister)
- C** Coal (1kg)
- D** Diesel (1 litre)
- F** Firewood (1 tonne)
- NFI Prices (SYP)*
- Cement (50kg)
- Floor mat (3*4m)
- Plastic tarpaulin (1m²)
- Tent (5 persons)
- NA: not available for purchase

Community	Most common strategies used to cope with a lack of fuel
Bab Elhadid	No lack of fuel
Deir Elghosn	No lack of fuel
Hamra	No lack of fuel
Hamediyah	No lack of fuel
Hseiniyeh Jawadiyeh	Burning productive assets Burning plastics

WASH

- Most common water source**
- Status of water source**
- Water is safe to drink
 - Water tastes/smells bad
 - People sick after drinking
 - No information
- Sufficiency of available water to meet household needs**
- Sufficient
 - Insufficient
 - No information
- Most common method of garbage disposal**

Bab Elhadid

- Network
- Private paid collection

Deir Elghosn

- Network
- Public free collection

Hamediyah

- Network
- Disposed at designated site

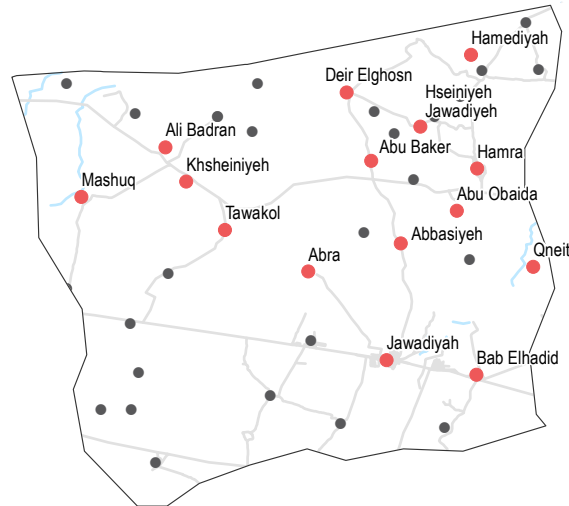
Hamra

- Network
- Public free collection

Hseiniyeh Jawadiyeh

- Closed well
- Private paid collection

• 15/38 communities assessed (5 communities are shown on the previous factsheet, 5 communities are shown on the next factsheet): Bab Elhadid, Deir Elghosn, Hamediyah, Hamra, Hseiniyeh Jawadiyeh



Education

- Status of primary schools in village**
- Functioning
 - Not functioning
 - Not available
 - No information
- Barriers to accessing education services**
- Bab Elhadid: Most children accessed education
 - Deir Elghosn: Most children accessed education
 - Hamediyah: Most children accessed education
 - Hamra: Most children accessed education
 - Hseiniyeh Jawadiyeh: Most children accessed education

Hamediyah

Most children accessed education

Hamra

Most children accessed education

Hseiniyeh Jawadiyeh

Most children accessed education

Deir Elghosn

Most children accessed education

Health

Most common health problems

- Diarrhoea
- Chronic diseases
- Acute respiratory infections

Most common barriers to accessing healthcare

- No facilities in the area
- Services are too expensive

Bab Elhadid

- Chronic diseases
- Severe diseases affecting those aged less than 5

No difficulties reported

Deir Elghosn

- Pregnancy related diseases
- Severe diseases affecting those aged less than 5
- Symptoms of psychological trauma

No facilities in the area
 High cost of transportation
 Services are too expensive

Hamediyah

- Chronic diseases
- Maternal health issues
- Symptoms of psychological trauma

No difficulties reported

Hamra

- Chronic diseases
- Acute respiratory infections
- Severe diseases affecting those aged less than 5

No facilities in the area
 Services are too expensive

Hseiniyeh Jawadiyeh

Food Security

Bab Elhadid

- Private bakeries
- No difficulties reported
- Bread: no info
- Rice: 500 SYP
- Lentils: 250 SYP
- Sugar: 350 SYP
- Cooking oil: 600 SYP

Deir Elghosn

- Private bakeries
- Flour not always available
- Bread: no info
- Rice: 800 SYP
- Lentils: 400 SYP
- Sugar: 700 SYP
- Cooking oil: 700 SYP

Hamediyah

- Shops
- No difficulties reported
- Private bakeries unavailable
- Bread: no info
- Rice: 600 SYP
- Lentils: 250 SYP
- Sugar: 500 SYP
- Cooking oil: 300 SYP

Hamra

- Private bakeries
- No difficulties reported
- Private bakeries unavailable
- Bread: no info
- Rice: 500 SYP
- Lentils: 250 SYP
- Sugar: 325 SYP
- Cooking oil: 500 SYP

Hseiniyeh Jawadiyeh

- Shops
- Yeast not always available
- Flour not always available
- Insufficient electricity/fuel
- Private bakeries unavailable
- Bread: no info
- Rice: no info
- Lentils: no info
- Sugar: no info
- Cooking oil: no info

Main challenges to obtaining food

- No challenges
- Some foods unavailable
- Local production decreased
- Lack of access to markets
- Some foods expensive
- Lack of resources to buy food
- Lack of access to fuel
- Cooking fuel unavailable
- No information

Bread (public): 1 pack
 Rice: 1kg
 Lentils: 1kg
 Sugar: 1kg
 Cooking oil: 1 litre

Access to bread

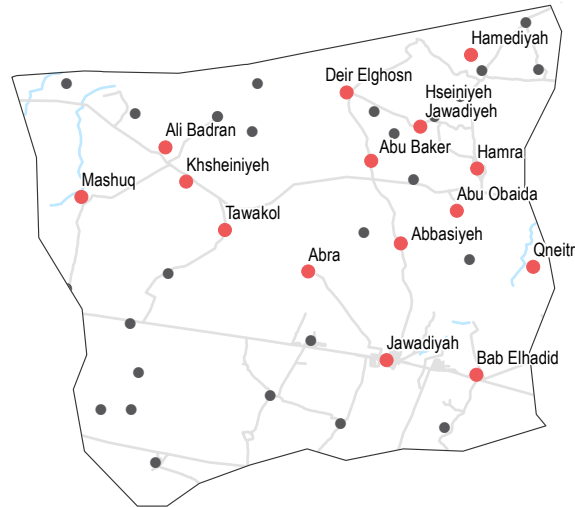
- Most common source of bread
- Most common barriers to accessing bread
- Number of days, per month, where bread from private bakeries was unavailable

Displacement

- % of pre-conflict population remaining
- % of population that are female
- % of female-headed households
- IDPs living in village
- New IDP arrivals
- Returnees

Community	% of pre-conflict population remaining	% of population that are female	% of female-headed households	IDPs living in village	New IDP arrivals	Returnees
Jawadiyah	76-100%	26-50%	1-25%	Yes	No	No
Khsheniyyeh	26-50%	1-25%	1-25%	Yes	No info	No
Mashuq	51-75%	26-50%	1-25%	Yes	No info	No
Qneitra	51-75%	51-75%	None	Yes	No info	No
Tawakol	51-75%	26-50%	1-25%	Yes	No info	No

• 15/38 communities assessed (10 communities are shown on the previous two factsheets): Jawadiyah, Khsheniyyeh, Mashuq, Qneitra, Tawakol



Shelter

- Independent apartment or house
- Shared apartment or house
- Unfinished apartment or house
- Tent
- Private space not for shelter
- Cave/natural shelter
- Collective public space not for shelter
- No IDPs
- No information
- Min - Max: rent paid per room (where known)

Community	NDPs	IDPs	Min - Max: rent paid per room (where known)
Jawadiyah			2500 - 6000 SYP
Qneitra			No info
Khsheniyyeh			No info
Tawakol			No info
Mashuq			No info

Livelihoods

- Most common sources of income
- Most common strategies used to cope with lack of income / resources

Community	Most common sources of income	Most common strategies used to cope with lack of income / resources
Jawadiyah	Stable employment Business/trade Remittances	Children sent to work/beg Borrowing from family/friends
Khsheniyyeh	Stable employment Sale of household assets Farm owning	No info
Mashuq	Stable employment Farm owning Remittances	Skipping meals Reducing meal size
Qneitra	Stable employment Farm owning Remittances	No info
Tawakol	Stable employment Support from family/friends Remittances	No info

NFIs

Community	Lightbulb (Main network)	Generator	No source	Solar alternative
Jawadiyah	B 2300 SYP	1700 SYP	C NA	D 40 SYP
Qneitra	B NA	NA	C NA	D NA
Khsheniyyeh	B 2200 SYP	NA	C NA	D 70 SYP
Tawakol	B 2250 SYP	NA	C NA	D NA
Mashuq	B 2200 SYP	NA	C NA	D NA

- Most common electricity source
- Main network
 - Generator
 - No source
 - Solar alternative
 - No information
- Fuel Prices (SYP)*
- B** Butane (cannister)
 - C** Coal (1kg)
 - D** Diesel (1 litre)
 - F** Firewood (1 tonne)
- NFI Prices (SYP)*
- Cement (50kg)
 - Floor mat (3*4m)
 - Plastic tarpaulin (1m²)
 - Tent (5 persons)
- NA: not available for purchase

Community	Most common strategies used to cope with a lack of fuel
Jawadiyah	No lack of fuel
Khsheniyyeh	No lack of fuel
Qneitra	No lack of fuel
Mashuq	No lack of fuel
Tawakol	No lack of fuel

WASH

- Most common water source**
- Water is safe to drink
 - Water tastes/smells bad
 - People sick after drinking
 - No information
- Sufficiency of available water to meet household needs**
- Sufficient
 - Insufficient
 - No information
- Most common method of garbage disposal**

Jawadiyah

- Network
- Public free collection

Khsheiniyeh

- Closed well
- Private paid collection

Mashuq

- Network
- Private paid collection

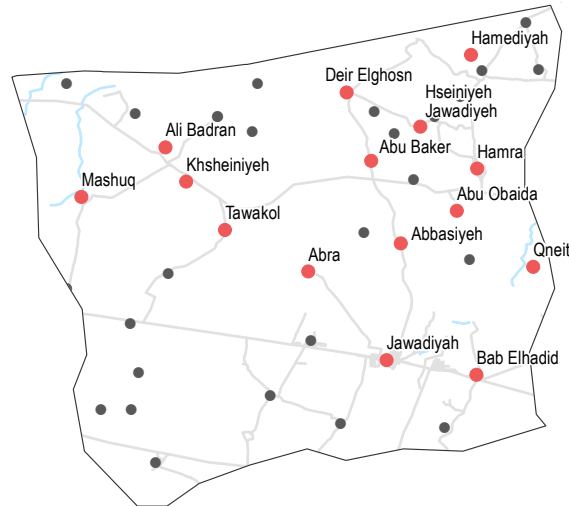
Qneitra

- Network
- Public free collection

Tawakol

- Network
- Private paid collection

15/38 communities assessed (10 communities are shown on the previous two factsheets): Jawadiyah, Khsheiniyeh, Mashuq, Qneitra, Tawakol



Education

- Status of primary schools in village**
- Functioning
 - Not functioning
 - Not available
 - No information
- Barriers to accessing education services**

Mashuq

Most children accessed education

Qneitra

Most children accessed education

Jawadiyah

Most children accessed education

Tawakol

Most children accessed education

Khsheiniyeh

Most children accessed education

Health

Most common health problems

Most common barriers to accessing healthcare

Jawadiyah

Diarrhoea
Acute respiratory infections

High cost of transportation
Services are too expensive

Khsheiniyeh

Diarrhoea
Chronic diseases
Maternal health issues

No facilities in the area

Mashuq

Diarrhoea
Chronic diseases
Fever

No facilities in the area
High cost of transportation
Lack of transportation

Qneitra

Injuries
Fever

No facilities in the area
Services are too expensive

Tawakol

Chronic diseases
Acute respiratory infections
Severe diseases affecting those aged less than 5

No facilities in the area
Old age

Food Security

Jawadiyah

Bread: no info
Rice: 500 SYP
Lentils: 450 SYP
Sugar: 350 SYP
Cooking oil: 550 SYP

- Private bakeries
- No difficulties reported

1 to 10

Khsheiniyeh

Bread: no info
Rice: 550 SYP
Lentils: 600 SYP
Sugar: 300 SYP
Cooking oil: 450 SYP

- Shops
- No difficulties reported

Private bakeries unavailable

Mashuq

Bread: no info
Rice: 550 SYP
Lentils: 400 SYP
Sugar: 300 SYP
Cooking oil: 450 SYP

- Private bakeries
- No difficulties reported

0

Qneitra

Bread: no info
Rice: no info
Lentils: no info
Sugar: no info
Cooking oil: no info

- Private bakeries
- No difficulties reported

11 to 20

Tawakol

Bread: no info
Rice: 450 SYP
Lentils: 200 SYP
Sugar: 350 SYP
Cooking oil: 700 SYP

- Shops
- No difficulties reported

1 to 10

Main challenges to obtaining food

- No challenges
- Some foods unavailable
- Local production decreased
- Lack of access to markets
- Some foods expensive
- Lack of resources to buy food
- Lack of access to fuel
- Cooking fuel unavailable
- No information

Bread (public): 1 pack
Rice: 1kg
Lentils: 1 kg
Sugar: 1kg
Cooking oil: 1 litre

Access to bread

Most common source of bread

- Most common barriers to accessing bread
- Number of days, per month, where bread from private bakeries was unavailable

Qahtaniyyeh 1/2, Al Hasakeh Governorate

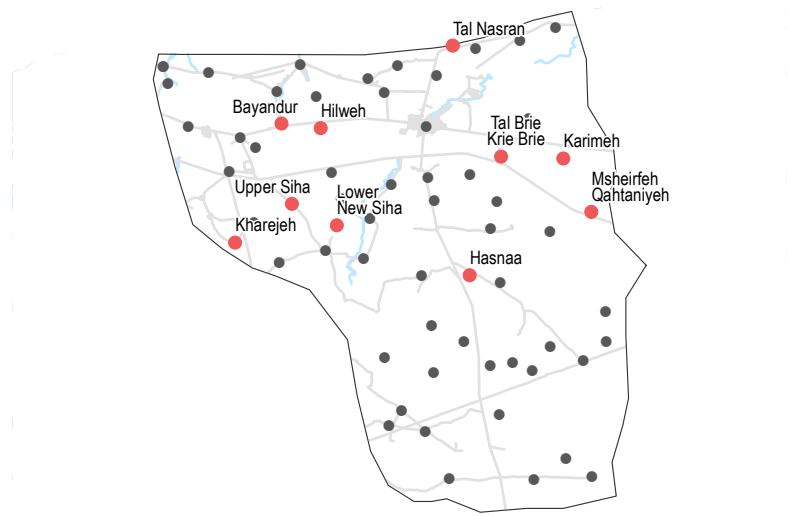
November 2017

Displacement

- % of pre-conflict population remaining
- % of population that are female
- % of female-headed households
- IDPs living in village
- New IDP arrivals
- Returnees

Community	% of pre-conflict population remaining	% of population that are female	% of female-headed households	IDPs living in village	New IDP arrivals	Returnees
Bayandur	26-50%	1-25%	1-25%	Yes	No info	Yes
Hasnaa	26-50%	26-50%	1-25%	Yes	No info	No
Hilweh	51-75%	51-75%	1-25%	Yes	No info	No
Karimeh	51-75%	26-50%	1-25%	Yes	No info	No
Kharejeh	51-75%	26-50%	1-25%	Yes	No	No

• 10/60 communities assessed (5 communities are shown on the next factsheet): Bayandur, Hasnaa, Hilweh, Karimeh, Kharejeh



Shelter

- Independent apartment or house
- Shared apartment or house
- Unfinished apartment or house
- Tent
- Private space not for shelter
- Cave/natural shelter
- Collective public space not for shelter
- No IDPs
- No information
- Min - Max: rent paid per room (where known)

Community	NDPs	IDPs
Bayandur		
Hasnaa		
Hilweh		
Karimeh		
Kharejeh		

Livelihoods

- Most common sources of income
- Most common strategies used to cope with lack of income / resources

Community	Most common sources of income	Most common strategies used to cope with lack of income / resources
Bayandur	Stable employment Support from family/friends Remittances	Borrowing from family/friends Reducing meal size Eating weeds
Hasnaa	Stable employment Daily employment Farm owning	No info
Hilweh	Stable employment Farm owning Remittances	Borrowing from family/friends Selling household assets
Karimeh	Stable employment Remittances	No info
Kharejeh	Stable employment Business/trade Remittances	Children sent to work/beg

NFIs

Community	B	C	D	F
Bayandur	B 2200 SYP	C NA	D NA	F NA
Hasnaa	B NA	C NA	D NA	F NA
Hilweh	B 2200 SYP	C NA	D NA	F NA
Karimeh	B 2200 SYP	C NA	D 75 SYP	F NA
Kharejeh	B NA	C NA	D NA	F NA

- Most common electricity source
 - Main network
 - Generator
 - No source
 - Solar alternative
 - No information
- Fuel Prices (SYP)*
 - B** Butane (cannister)
 - C** Coal (1kg)
 - D** Diesel (1 litre)
 - F** Firewood (1 tonne)
- NFI Prices (SYP)*
 - Cement (50kg)
 - Floor mat (3*4m)
 - Plastic tarpaulin (1m²)
 - Tent (5 persons)
- NA: not available for purchase

Community	Most common strategies used to cope with a lack of fuel
Bayandur	Burning furniture not in use Burning furniture in use Burning productive assets
Hasnaa	No lack of fuel
Karimeh	No lack of fuel
Hilweh	No lack of fuel
Kharejeh	No lack of fuel

Qahtaniyyeh 1/2, Al Hasakeh Governorate

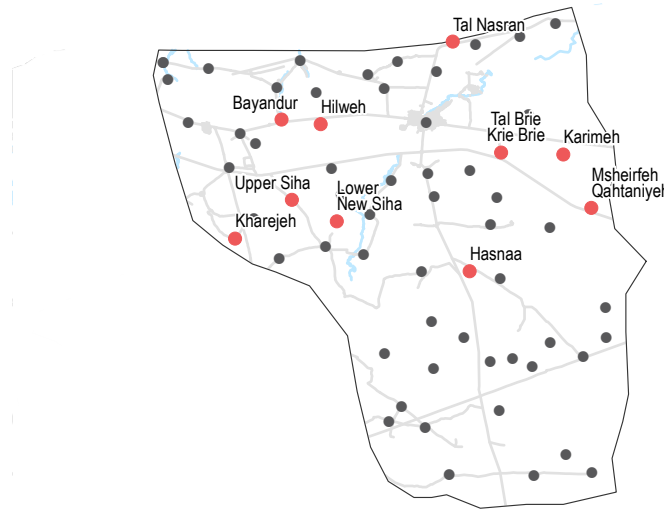
November 2017

WASH

- Most common water source**
- Water is safe to drink
 - Water tastes/smells bad
 - People sick after drinking
 - No information
- Sufficiency of available water to meet household needs**
- Sufficient
 - Insufficient
 - No information
- Most common method of garbage disposal**

- Bayandur**
- Network
 - Private paid collection
- Hasnaa**
- Closed well
 - Disposed at designated site
- Hilweh**
- Network
 - Private paid collection
- Karimeh**
- Network
 - Public free collection
- Kharejeh**
- Network
 - Private paid collection

• 10/60 communities assessed (5 communities are shown on the next factsheet): Bayandur, Hasnaa, Hilweh, Karimeh, Kharejeh



Education

- Status of primary schools in village**
- Functioning
 - Not functioning
 - Not available
 - No information
- Barriers to accessing education services**
- Bayandur: Most children accessed education
 - Hasnaa: Most children accessed education

- Hilweh**
- Most children accessed education
- Karimeh**
- Services are too far
- Kharejeh**
- Most children accessed education

Health

	Most common health problems	Most common barriers to accessing healthcare
Bayandur	Chronic diseases Maternal health issues Severe diseases affecting those aged less than 5	No facilities in the area Security concerns around travel High cost of transportation
Hasnaa	Diarrhoea Chronic diseases Fever	No facilities in the area
Hilweh	Chronic diseases Acute respiratory infections Severe diseases affecting those aged less than 5	No facilities in the area
Karimeh	Disabilities Chronic diseases Pregnancy related diseases	No facilities in the area High cost of transportation Services are too expensive
Kharejeh	Chronic diseases Acute respiratory infections Symptoms of psychological trauma	No facilities in the area Security concerns around travel Services are too expensive

Food Security

- Bayandur**
- Bread: no info
 - Rice: 500 SYP
 - Lentils: 500 SYP
 - Sugar: 500 SYP
 - Cooking oil: 400 SYP
 - Private bakeries
 - No difficulties reported
- Hasnaa**
- Bread: no info
 - Rice: 600 SYP
 - Lentils: 150 SYP
 - Sugar: 700 SYP
 - Cooking oil: 600 SYP
 - Private bakeries
 - No difficulties reported
- Hilweh**
- Bread: no info
 - Rice: 500 SYP
 - Lentils: 375 SYP
 - Sugar: 375 SYP
 - Cooking oil: 500 SYP
 - Private bakeries
 - Insufficient electricity/fuel
 - Yeast not always available
- Karimeh**
- Bread: no info
 - Rice: 525 SYP
 - Lentils: 550 SYP
 - Sugar: 300 SYP
 - Cooking oil: 450 SYP
 - Private bakeries
 - High price of flour
 - Flour not always available
 - Insufficient electricity/fuel
- Kharejeh**
- Bread: no info
 - Rice: no info
 - Lentils: no info
 - Sugar: no info
 - Cooking oil: no info
 - Shops
 - No difficulties reported
 - Private bakeries unavailable
- Main challenges to obtaining food**
- No challenges
 - Some foods unavailable
 - Local production decreased
 - Lack of access to markets
 - Some foods expensive
 - Lack of resources to buy food
 - Lack of access to fuel
 - Cooking fuel unavailable
 - No information
- Access to bread**
- Most common source of bread
 - Most common barriers to accessing bread
 - Number of days, per month, where bread from private bakeries was unavailable

Qahtaniyyeh 2/2, Al Hasakeh Governorate

November 2017

Displacement

- % of pre-conflict population remaining
- % of population that are female
- % of female-headed households
- IDPs living in village
- New IDP arrivals
- Returnees

Lower New Siha
 51-75% Yes 26-50% No info 1-25% No

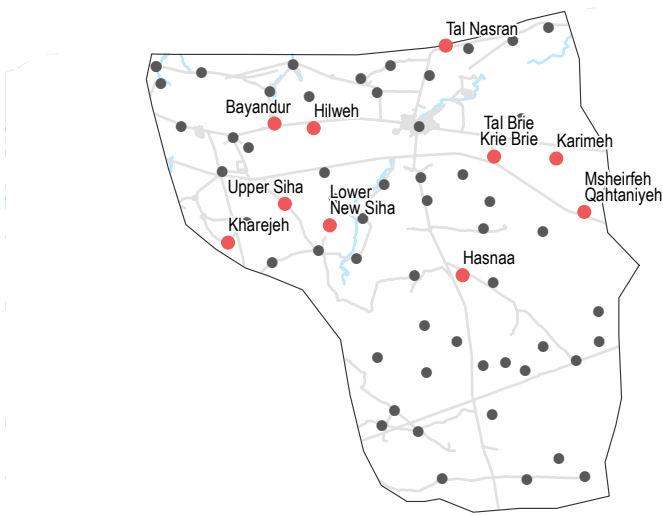
Msheirfeh Qahtaniyeh
 51-75% Yes 26-50% No info 1-25% No

Tal Brie Krie Brie
 76-100% Yes 26-50% No info 1-25% No

Tal Nasran
 26-50% Yes 26-50% No info 1-25% No

Upper Siha
 51-75% Yes 51-75% No info 1-25% No

• 10/60 communities assessed (5 communities are shown on the previous factsheet): Lower New Siha, Msheirfeh Qahtaniyeh, Tal Brie Krie Brie, Tal Nasran, Upper Siha



Shelter

- Independent apartment or house
- Shared apartment or house
- Unfinished apartment or house
- Tent
- Private space not for shelter
- Cave/natural shelter
- Collective public space not for shelter
- No IDPs
- No information
- Min - Max: rent paid per room (where known)

Lower New Siha
 NDPs IDPs

 No info

Msheirfeh Qahtaniyeh
 NDPs IDPs

 No info

Tal Brie Krie Brie
 NDPs IDPs

 No info

Tal Nasran
 NDPs IDPs

 No info

Upper Siha
 NDPs IDPs

 No info

Livelihoods

Most common sources of income

Most common strategies used to cope with lack of income / resources

Community	Most common sources of income	Most common strategies used to cope with lack of income / resources
Lower New Siha	Stable employment Daily employment Remittances	No info
Msheirfeh Qahtaniyeh	Stable employment Farm owning Remittances	Skipping meals Reducing meal size
Tal Brie Krie Brie	Stable employment Daily employment Farm owning	Borrowing from family/friends
Tal Nasran	Daily employment Support from family/friends Remittances	Taking loans/buying on credit Borrowing from family/friends
Upper Siha	Stable employment Daily employment Remittances	No info

NFIs

Lower New Siha
 B 2200 SYP NA
 C NA NA
 D NA NA
 F NA NA

Msheirfeh Qahtaniyeh
 B 2700 SYP NA
 C NA NA
 D 55 SYP NA
 F NA NA

Tal Brie Krie Brie
 B 2500 SYP 3000 SYP
 C NA 8000 SYP
 D 45 SYP 400 SYP
 F 45000 SYP NA

Tal Nasran
 B NA NA
 C NA NA
 D NA NA
 F NA NA

Upper Siha
 B 2200 SYP NA
 C NA NA
 D NA NA
 F NA NA

Most common electricity source

- Main network
- Generator
- No source
- Solar alternative
- No information

Fuel Prices (SYP)*

- B** Butane (cannister)
- C** Coal (1kg)
- D** Diesel (1 litre)
- F** Firewood (1 tonne)

NFI Prices (SYP)*

- Cement (50kg)
- Floor mat (3*4m)
- Plastic tarpaulin (1m²)
- Tent (5 persons)

NA: not available for purchase

Lower New Siha
 No lack of fuel

Msheirfeh Qahtaniyeh
 Burning furniture not in use
 Burning waste

Tal Brie Krie Brie
 No lack of fuel

Most common strategies used to cope with a lack of fuel

Tal Nasran
 No lack of fuel

Upper Siha
 No lack of fuel

Qahtaniyyeh 2/2, Al Hasakeh Governorate

November 2017

WASH

- Most common water source**
- Status of water source**
- Water is safe to drink
 - Water tastes/smells bad
 - People sick after drinking
 - No information
- Sufficiency of available water to meet household needs**
- Sufficient
 - Insufficient
 - No information
- Most common method of garbage disposal**

Lower New Siha

- Network
- Public free collection

Msheirfeh Qahtaniyyeh

- Network
- Private paid collection

Tal Brie Krie Brie

- Network
- Private paid collection

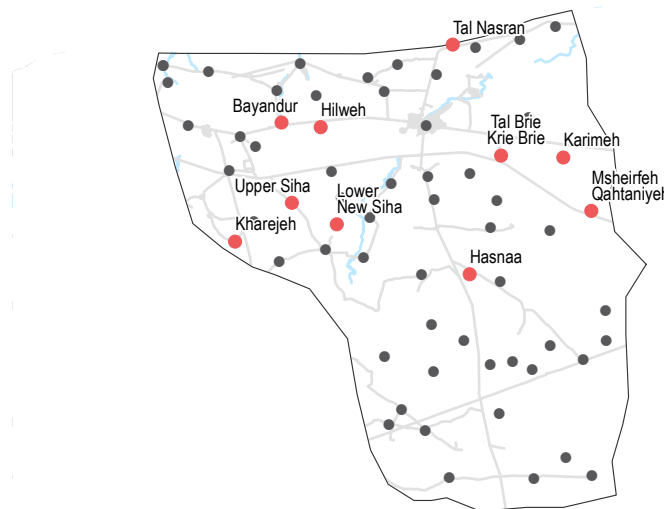
Tal Nasran

- Network
- Disposed at designated site

Upper Siha

- Network
- Public free collection

• 10/60 communities assessed (5 communities are shown on the previous factsheet): Lower New Siha, Msheirfeh Qahtaniyyeh, Tal Brie Krie Brie, Tal Nasran, Upper Siha



Education

- Status of primary schools in village**
- Functioning
 - Not functioning
 - Not available
 - No information
- Barriers to accessing education services**
- Lower New Siha
 - Most children accessed education

Tal Brie Krie Brie
Most children accessed education

Tal Nasran
Most children accessed education

Upper Siha
Most children accessed education

Msheirfeh Qahtaniyyeh
Most children accessed education

Health

- Most common health problems
- Most common barriers to accessing healthcare

Community	Most common health problems	Most common barriers to accessing healthcare
Lower New Siha	Chronic diseases Symptoms of psychological trauma	No facilities in the area
Msheirfeh Qahtaniyyeh	Maternal health issues Acute respiratory infections Malnutrition	No facilities in the area Security concerns around travel Services are too expensive
Tal Brie Krie Brie	Chronic diseases Acute respiratory infections Symptoms of psychological trauma	No facilities in the area Lack of transportation Services are too expensive
Tal Nasran	Diarrhoea Chronic diseases Acute respiratory infections	No facilities in the area High cost of transportation Services are too expensive
Upper Siha	Chronic diseases Acute respiratory infections Severe diseases affecting those aged less than 5	No facilities in the area

Food Security

Lower New Siha

- Bread: no info
- Rice: 425 SYP
- Lentils: 600 SYP
- Sugar: 350 SYP
- Cooking oil: 500 SYP
- Shops
- No difficulties reported
- Private bakeries unavailable

Msheirfeh Qahtaniyyeh

- Bread: no info
- Rice: 525 SYP
- Lentils: 475 SYP
- Sugar: 380 SYP
- Cooking oil: 675 SYP
- Private bakeries
- High price of flour
- Flour not always available
- Insufficient electricity/fuel
- 11 to 20

Tal Brie Krie Brie

- Bread: no info
- Rice: 500 SYP
- Lentils: 400 SYP
- Sugar: 350 SYP
- Cooking oil: 600 SYP
- Private bakeries
- No difficulties reported
- 0

Tal Nasran

- Bread: no info
- Rice: no info
- Lentils: no info
- Sugar: no info
- Cooking oil: no info
- Shops
- No difficulties reported
- Private bakeries unavailable

Upper Siha

- Bread: no info
- Rice: 450 SYP
- Lentils: 600 SYP
- Sugar: 350 SYP
- Cooking oil: 500 SYP
- Private bakeries
- No difficulties reported
- 0

Main challenges to obtaining food

- No challenges
- Some foods unavailable
- Local production decreased
- Lack of access to markets
- Some foods expensive
- Lack of resources to buy food
- Lack of access to fuel
- Cooking fuel unavailable
- No information

Bread (public): 1 pack
Rice: 1kg
Lentils: 1 kg
Sugar: 1kg
Cooking oil: 1 litre

Access to bread
Most common source of bread

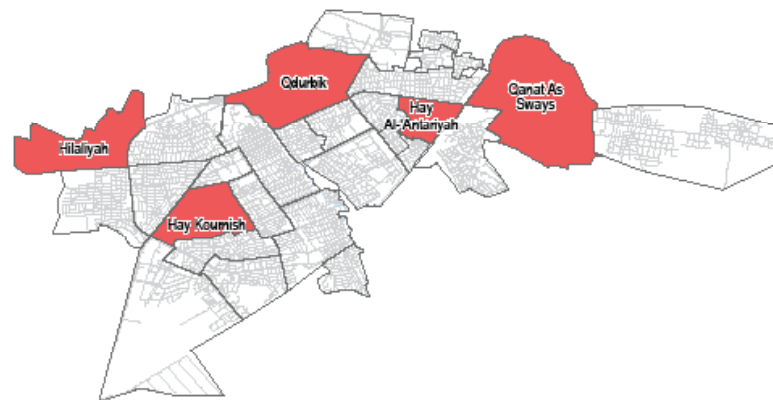
- Most common barriers to accessing bread
- Number of days, per month, where bread from private bakeries was unavailable

Displacement

- % of pre-conflict population remaining
- % of population that are female
- % of female-headed households
- IDPs living in village
- New IDP arrivals
- Returnees

Sub-district	% of pre-conflict population remaining	% of population that are female	% of female-headed households	IDPs living in village	New IDP arrivals	Returnees
Hay Al 'Antariyah	51-75%	51-75%	26-50%	Yes	No	No
Hay Kournish	51-75%	26-50%	1-25%	Yes	No	No
Hilaliyah	51-75%	26-50%	1-25%	Yes	No	No
Qanat As Sways	76-100%	26-50%	1-25%	Yes	No	No
Qdurbik	76-100%	76-100%	51-75%	Yes	No	No

•5/25 neighbourhoods assessed : Hay Hay Al 'Antariyah, Hay Kournish, Hilaliyah, Qanat As Sways, Qdurbik



Shelter

- Independent apartment or house
- Shared apartment or house
- Unfinished apartment or house
- Tent
- Private space not for shelter
- Cave/natural shelter
- Collective public space not for shelter
- No IDPs
- No information
- Min - Max: rent paid per room (where known)

Sub-district	Most common shelter	NDPs	IDPs
Hay Al 'Antariyah	Independent apartment or house	7000 - 7500 SYP	
Qanat As Sways	Independent apartment or house	10000 - 15000 SYP	
Hay Kournish	Independent apartment or house	7000 - 9000 SYP	
Qdurbik	Independent apartment or house	5000 - 10000 SYP	
Hilaliyah	No IDPs	2500 - 3000 SYP	

Livelihoods

- Most common sources of income
- Most common strategies used to cope with lack of income / resources

Sub-district	Most common sources of income	Most common strategies used to cope with lack of income / resources
Hay Al 'Antariyah	Stable employment Business/trade Remittances	Borrowing from family/friends
Hay Kournish	Stable employment Daily employment Farm owning	Skipping meals Reducing meal size
Hilaliyah	Stable employment Daily employment Remittances	Adults begging Children sent to work/beg Skipping meals
Qanat As Sways	Stable employment Farm owning Support from family/friends	No info
Qdurbik	Stable employment Remittances Savings	High risk/illegal work

NFIs

Sub-district	Lightbulb (Main network)	Generator	No source	Solar alternative	No information
Hay Al 'Antariyah	B 2100 SYP	2300 SYP	C 600 SYP	D 40 SYP	F 25000 SYP
Qanat As Sways	B 2000 SYP	NA	C 200 SYP	D 35 SYP	F NA
Hay Kournish	B 2100 SYP	2300 SYP	C 1000 SYP	D 40 SYP	F 25000 SYP
Qdurbik	B 500 SYP	2500 SYP	C NA	D 100 SYP	F 35000 SYP
Hilaliyah	B 2100 SYP	2300 SYP	C 800 SYP	D 50 SYP	F NA

- Most common electricity source
- Main network
- Generator
- No source
- Solar alternative
- No information
- Fuel Prices (SYP)*
- B** Butane (cannister)
- C** Coal (1kg)
- D** Diesel (1 litre)
- F** Firewood (1 tonne)
- NFI Prices (SYP)*
- Cement (50kg)
- Floor mat (3*4m)
- Plastic tarpaulin (1m²)
- Tent (5 persons)
- NA: not available for purchase

Sub-district	Most common strategies used to cope with a lack of fuel
Hay Al 'Antariyah	Burning productive assets Burning plastics
Hay Kournish	No lack of fuel
Qanat As Sways	No lack of fuel
Hilaliyah	No lack of fuel
Qdurbik	No lack of fuel

WASH

- Most common water source**
- Status of water source**
- Water is safe to drink
 - Water tastes/smells bad
 - People sick after drinking
 - No information
- Sufficiency of available water to meet household needs**
- Sufficient
 - Insufficient
 - No information
- Most common method of garbage disposal**

Hay Al 'Antariyah

- Network
- Private paid collection

Hay Kournish

- Network
- Private paid collection

Hilaliyah

- Network
- Public free collection

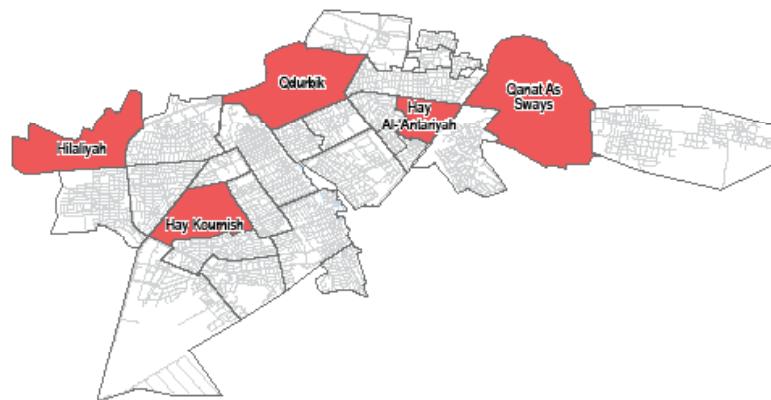
Qanat As Sways

- Network
- Private paid collection

Qdurbik

- Network
- Private paid collection

5/25 neighbourhoods assessed : Hay Al 'Antariyah, Hay Kournish, Hilaliyah, Qanat As Sways, Qdurbik



Education

- Status of primary schools in village**
- Functioning
 - Not functioning
 - Not available
 - No information
- Barriers to accessing education services**
- Hay Al 'Antariyah: Most children accessed education
 - Hay Kournish: Most children accessed education

Hilaliyah

Most children accessed education

Qanat As Sways

Most children accessed education

Qdurbik

Most children accessed education

Health

	Most common health problems	Most common barriers to accessing healthcare
Hay Al 'Antariyah	Chronic diseases Severe diseases affecting those aged less than 5 Symptoms of psychological trauma	Old age Disability/Injuries/Illness Services are too expensive
Hay Kournish	Disabilities Fever Severe diseases affecting those aged less than 5	Security concerns around entering facilities Services are too expensive
Hilaliyah	Disabilities Diarrhoea Acute respiratory infections	Security concerns around travel Lack of transportation Services are too expensive
Qanat As Sways	Diarrhoea Chronic diseases Maternal health issues	No facilities in the area
Qdurbik	Diarrhoea Acute respiratory infections Fever	No facilities in the area

Food Security

Hay Al 'Antariyah

- Private bakeries
- Bread: no info
- Rice: 575 SYP
- Lentils: 350 SYP
- Sugar: 325 SYP
- Cooking oil: 500 SYP
- No difficulties reported

Hay Kournish

- Public bakeries
- Bread: 50 SYP
- Rice: 550 SYP
- Lentils: 350 SYP
- Sugar: 300 SYP
- Cooking oil: 450 SYP
- No difficulties reported

Hilaliyah

- Private bakeries
- Bread: no info
- Rice: 550 SYP
- Lentils: 270 SYP
- Sugar: 300 SYP
- Cooking oil: 450 SYP
- No difficulties reported

Qanat As Sways

- Public bakeries
- Bread: 100 SYP
- Rice: 600 SYP
- Lentils: 525 SYP
- Sugar: 310 SYP
- Cooking oil: 635 SYP
- No difficulties reported

Qdurbik

- Public bakeries
- Bread: 100 SYP
- Rice: 400 SYP
- Lentils: 400 SYP
- Sugar: 450 SYP
- Cooking oil: 800 SYP
- No difficulties reported

Main challenges to obtaining food

- No challenges
- Some foods unavailable
- Local production decreased
- Lack of access to markets
- Some foods expensive
- Lack of resources to buy food
- Lack of access to fuel
- Cooking fuel unavailable
- No information

Bread (public): 1 pack
 Rice: 1kg
 Lentils: 1kg
 Sugar: 1kg
 Cooking oil: 1 litre

Access to bread

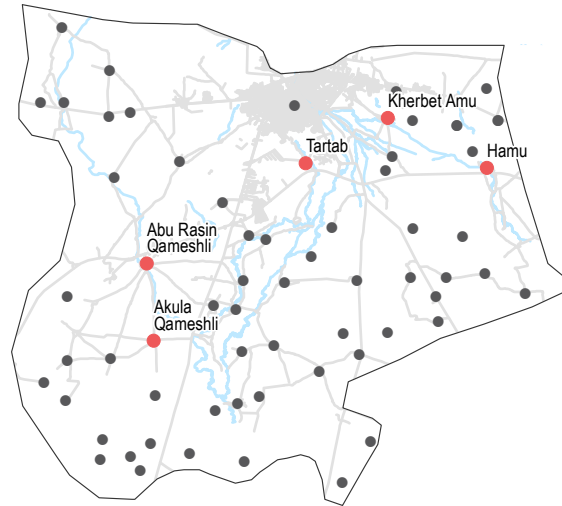
- Most common source of bread
- Most common barriers to accessing bread
- Number of days, per month, where bread from private bakeries was unavailable

Displacement

- % of pre-conflict population remaining
- % of population that are female
- % of female-headed households
- IDPs living in village
- New IDP arrivals
- Returnees

Sub-district	% of pre-conflict population remaining	% of population that are female	% of female-headed households	IDPs living in village	New IDP arrivals	Returnees
Abu Rasin Qameshli	26-50%	1-25%	1-25%	Yes	No info	No
Akula Qameshli	26-50%	26-50%	1-25%	Yes	No info	No
Hamu	76-100%	26-50%	1-25%	Yes	No info	No
Kherbet Amu	76-100%	26-50%	1-25%	Yes	No info	No
Tartab	26-50%	1-25%	1-25%	Yes	No info	No

• 5/60 communities assessed : Abu Rasin Qameshli, Akula Qameshli, Hamu, Kherbet Amu, Tartab



Shelter

- Independent apartment or house
- Shared apartment or house
- Unfinished apartment or house
- Tent
- Private space not for shelter
- Cave/natural shelter
- Collective public space not for shelter
- No IDPs
- No information
- Min - Max: rent paid per room (where known)

Sub-district	NDPs	IDPs
Abu Rasin Qameshli		
Kherbet Amu		
Akula Qameshli		
Tartab		
Hamu		

Livelihoods

Most common sources of income

Most common strategies used to cope with lack of income / resources

Sub-district	Most common sources of income	Most common strategies used to cope with lack of income / resources
Abu Rasin Qameshli	Stable employment Farm owning Remittances	Skipping meals Reducing meal size
Akula Qameshli	Stable employment Remittances	Taking loans/buying on credit Borrowing from family/friends
Hamu	Stable employment High risk/illegal work	High risk/illegal work
Kherbet Amu	Stable employment Daily employment Farm owning	Taking loans/buying on credit
Tartab	Stable employment Farm owning	No info

NFIs

Abu Rasin Qameshli

B 2100 SYP	NA
C NA	NA
D NA	NA
F NA	NA

Akula Qameshli

B 2000 SYP	NA
C NA	NA
D NA	NA
F NA	NA

Hamu

B 2500 SYP	NA
C NA	NA
D 150 SYP	NA
F NA	NA

Kherbet Amu

B 2300 SYP	3000 SYP
C 500 SYP	NA
D 40 SYP	NA
F NA	NA

Tartab

B 2500 SYP	3700 SYP
C 500 SYP	NA
D 95 SYP	850 SYP
F 60000 SYP	NA

- Most common electricity source
- Main network
 - Generator
 - No source
 - Solar alternative
 - No information

- Fuel Prices (SYP)*
- B** Butane (cannister)
 - C** Coal (1kg)
 - D** Diesel (1 litre)
 - F** Firewood (1 tonne)
- NFI Prices (SYP)*
- Cement (50kg)
 - Floor mat (3*4m)
 - Plastic tarpaulin (1m²)
 - Tent (5 persons)
- NA: not available for purchase

Abu Rasin Qameshli

- Burning productive assets
- Burning clothes
- Burning waste

Akula Qameshli

No lack of fuel

Kherbet Amu

No lack of fuel

Hamu

No lack of fuel

Tartab

No lack of fuel

- Most common strategies used to cope with a lack of fuel

WASH

- Most common water source**
- Status of water source**
- Water is safe to drink
 - Water tastes/smells bad
 - People sick after drinking
 - No information
- Sufficiency of available water to meet household needs**
- Sufficient
 - Insufficient
 - No information
- Most common method of garbage disposal**

Abu Rasin Qameshli

- Closed well
- Public free collection

Akula Qameshli

- Closed well
- Public free collection

Hamu

- Closed well
- Private paid collection

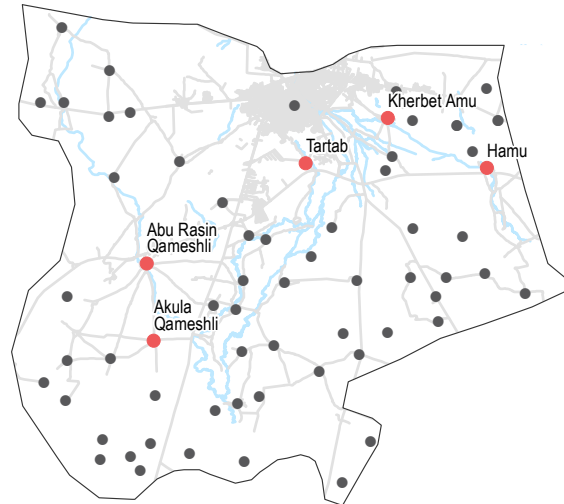
Kherbet Amu

- Network
- Public free collection

Tartab

- Network
- Private paid collection

• 5/60 communities assessed : Abu Rasin Qameshli, Akula Qameshli, Hamu, Kherbet Amu, Tartab



Education

- Status of primary schools in village**
- Functioning
 - Not functioning
 - Not available
 - No information
- Barriers to accessing education services**
- Abu Rasin Qameshli: Most children accessed education
 - Akula Qameshli: Services are too far, Unsafe route to services, Parents do not approve of curriculum
 - Kherbet Amu: Most children accessed education
 - Tartab: Most children accessed education

Hamu

Most children accessed education

Kherbet Amu

Most children accessed education

Tartab

Most children accessed education

Health

Most common health problems

- Diarrhoea
- Chronic diseases
- Fever

Most common barriers to accessing healthcare

No difficulties reported

Abu Rasin Qameshli

- Chronic diseases
- Acute respiratory infections
- Malnutrition

Akula Qameshli

- No facilities in the area
- High cost of transportation
- Security concerns around entering facilities

Hamu

- Disabilities
- Maternal health issues
- Acute respiratory infections

- No facilities in the area
- Services are too expensive

Kherbet Amu

- Chronic diseases
- Acute respiratory infections
- Severe diseases affecting those aged less than 5

- No facilities in the area
- Old age
- Disability/Injuries/Illness

Tartab

- Diarrhoea
- Pregnancy related diseases
- Maternal health issues

- No facilities in the area
- Disability/Injuries/Illness
- Services are too expensive

Food Security

Abu Rasin Qameshli

- Private bakeries
- Insufficient electricity/fuel
- Wheat not always available
- High price of electricity/fuel
- 11 to 20

Akula Qameshli

- Private bakeries
- Yeast not always available
- Flour not always available
- Insufficient electricity/fuel
- 1 to 10

Hamu

- Public bakeries
- No difficulties reported
- Private bakeries unavailable

Kherbet Amu

- Shops
- Insufficient electricity/fuel
- Flour not always available
- Private bakeries unavailable

Tartab

- Shops
- No difficulties reported
- Private bakeries unavailable

Main challenges to obtaining food

- No challenges
- Some foods unavailable
- Local production decreased
- Lack of access to markets
- Some foods expensive
- Lack of resources to buy food
- Lack of access to fuel
- Cooking fuel unavailable
- No information

Bread (public): 1 pack
 Rice: 1kg
 Lentils: 1kg
 Sugar: 1kg
 Cooking oil: 1 litre

Access to bread

- Most common source of bread
- Most common barriers to accessing bread
- Number of days, per month, where bread from private bakeries was unavailable

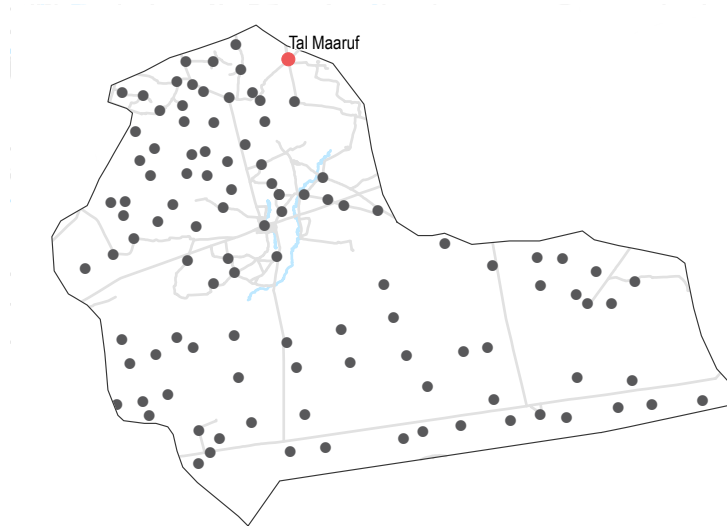
Displacement

- % of pre-conflict population remaining
- % of population that are female
- % of female-headed households
- IDPs living in village
- New IDP arrivals
- Returnees

Tal Maaruf

- 76-100% 26-50% 1-25%
- Yes No info No

• 1/98 community assessed : Tal Maaruf



NFIs

Tal Maaruf

- B** NA NA
- C** NA NA
- D** NA NA
- F** NA NA

Most common electricity source

- Main network
- Generator
- No source
- Solar alternative
- No information

Fuel Prices (SYP)*

- B** Butane (cannister)
- C** Coal (1kg)
- D** Diesel (1 litre)
- F** Firewood (1 tonne)

NFI Prices (SYP)*

- Cement (50kg)
- Floor mat (3*4m)
- Plastic tarpaulin (1m²)
- Tent (5 persons)

NA: not available for purchase

Shelter

- Most common shelter
- Independent apartment or house
- Shared apartment or house
- Unfinished apartment or house
- Tent
- Private space not for shelter
- Cave/natural shelter
- Collective public space not for shelter
- No IDPs
- No information
- Min - Max: rent paid per room (where known)

Tal Maaruf

- NDPs IDPs
- No info

Livelihoods

Most common sources of income

- Tal Maaruf
- Stable employment
- Remittances

Most common strategies used to cope with lack of income / resources

- Tal Maaruf
- High risk/illegal work
- Skipping meals
- Reducing meal size

Tal Maaruf

No lack of fuel

Most common strategies used to cope with a lack of fuel

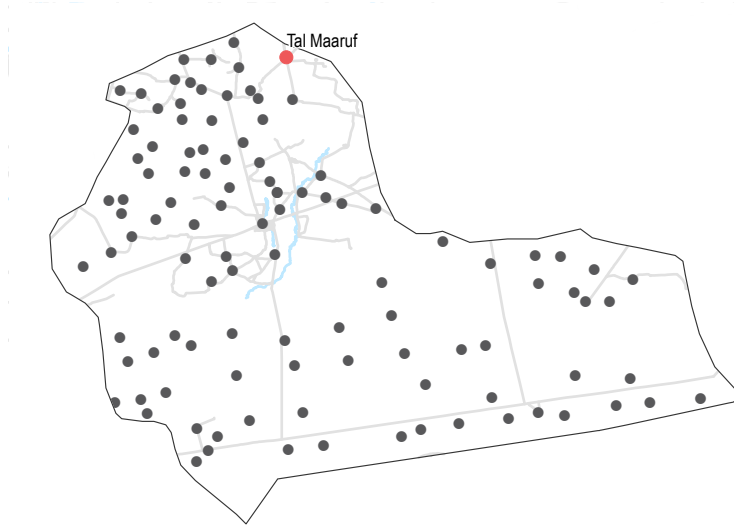
WASH

- Most common water source
- Status of water source
- Water is safe to drink
 - Water tastes/smells bad
 - People sick after drinking
 - No information
- Sufficiency of available water to meet household needs
- Sufficient
 - Insufficient
 - No information
- Most common method of garbage disposal
- Private paid collection

Tal Maaruf

- Network
- Private paid collection

• 1/98 community assessed : Tal Maaruf



Food Security

Tal Maaruf

- Bread: 75 SYP
- Rice: 500 SYP
- Lentils: 400 SYP
- Sugar: 350 SYP
- Cooking oil: 300 SYP
- Shops
- No difficulties reported
- 1 to 10

Main challenges to obtaining food

- No challenges
- Some foods unavailable
- Local production decreased
- Lack of access to markets
- Some foods expensive
- Lack of resources to buy food
- Lack of access to fuel
- Cooking fuel unavailable
- No information
- Bread (public): 1 pack
- Rice: 1kg
- Lentils: 1 kg
- Sugar: 1kg
- Cooking oil: 1 litre

- Access to bread
- Most common source of bread
 - Most common barriers to accessing bread
 - Number of days, per month, where bread from private bakeries was unavailable

Education

- Status of primary schools in village
- Functioning
 - Not functioning
 - Not available
 - No information
- Barriers to accessing education services
- Tal Maaruf
 - Most children accessed education

Health

- Tal Maaruf**
- Most common health problems
 - Chronic diseases
 - Maternal health issues
 - Symptoms of psychological trauma
 - Most common barriers to accessing healthcare
 - Services are too expensive

Ya'robiyah 1/2, Al Hasakeh Governorate

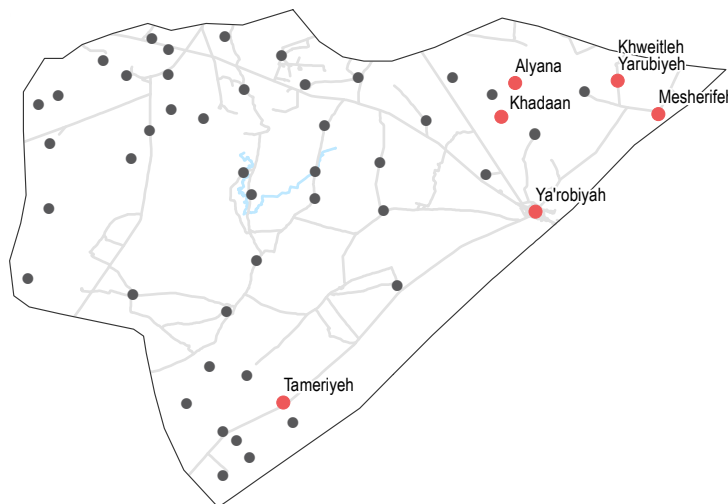
November 2017

Displacement

- % of pre-conflict population remaining
- % of population that are female
- % of female-headed households
- IDPs living in village
- New IDP arrivals
- Returnees

Alyana		
76-100%	51-75%	1-25%
Yes	No info	No
Khadaan		
76-100%	26-50%	1-25%
Yes	No info	No
Khweitleh Yarubiyeh		
76-100%	51-75%	1-25%
Yes	No info	No

• 6/46 communities assessed (3 communities are shown on the next factsheet): Alyana, Khadaan, Khweitleh Yarubiyeh



Shelter

- Independent apartment or house
- Shared apartment or house
- Unfinished apartment or house
- Tent
- Private space not for shelter
- Cave/natural shelter
- Collective public space not for shelter
- No IDPs
- No information
- Min - Max: rent paid per room (where known)

Alyana	
NDPs	IDPs
No info	
Khadaan	
NDPs	IDPs
No info	
Khweitleh Yarubiyeh	
NDPs	IDPs
No info	

Livelihoods

Most common sources of income

Most common strategies used to cope with lack of income / resources

Community	Most common sources of income	Most common strategies used to cope with lack of income / resources
Alyana	Business / trade	Borrowing from family/friends Skipping meals Reducing meal size
Khadaan	Stable employment Farm owning Support from family/friends	Adults begging
Khweitleh Yarubiyeh	Stable employment Farm owning Business/trade	Skipping meals

NFIs

Alyana

B 2500 SYP	NA
C NA	NA
D 150 SYP	NA
F NA	NA

Khadaan

B 2300 SYP	NA
C NA	6000 SYP
D 40 SYP	NA
F NA	NA

Khweitleh Yarubiyeh

B 4000 SYP	NA
C NA	NA
D 125 SYP	NA
F NA	NA

Alyana

No lack of fuel

Khadaan

No lack of fuel

Khweitleh Yarubiyeh

Burning furniture in use
Burning clothes
Burning plastics

Most common electricity source

- Main network
- Generator
- No source
- Solar alternative
- No information

Fuel Prices (SYP)*

- B** Butane (cannister)
- C** Coal (1kg)
- D** Diesel (1 litre)
- F** Firewood (1 tonne)

NFI Prices (SYP)*

- Cement (50kg)
- Floor mat (3*4m)
- Plastic tarpaulin (1m²)
- Tent (5 persons)

NA: not available for purchase

Most common strategies used to cope with a lack of fuel

WASH

- Most common water source**
- Status of water source**
- Water is safe to drink
 - Water tastes/smells bad
 - People sick after drinking
 - No information
- Sufficiency of available water to meet household needs**
- Sufficient
 - Insufficient
 - No information
- Most common method of garbage disposal**

Alyana

- Network
- Private paid collection

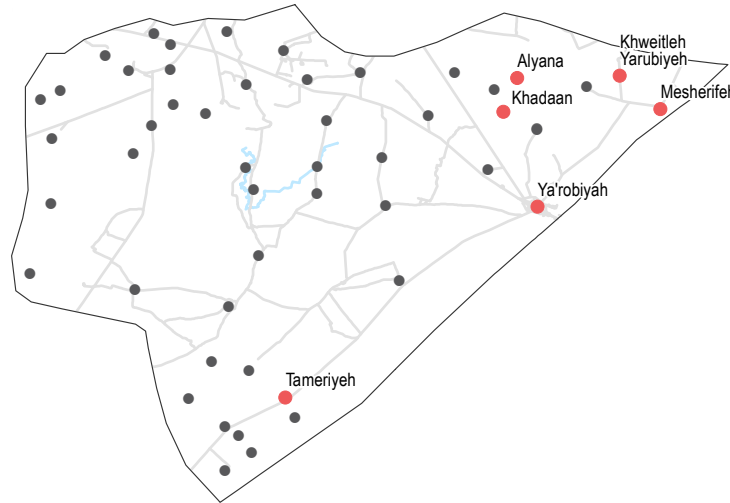
Khadaan

- Network
- Disposed at designated site

Khweitleh Yarubiyeh

- Closed well
- Public free collection

• 6/46 communities assessed (3 communities are shown on the next factsheet): Alyana, Khadaan, Khweitleh Yarubiyeh



Food Security

Alyana

- Bread: no info
- Rice: 400 SYP
- Lentils: 250 SYP
- Sugar: 450 SYP
- Cooking oil: 550 SYP
- Shops
- No difficulties reported
- Private bakeries unavailable

Khadaan

- Bread: no info
- Rice: 450 SYP
- Lentils: 350 SYP
- Sugar: 500 SYP
- Cooking oil: 650 SYP
- Shops
- No difficulties reported
- Private bakeries unavailable

Khweitleh Yarubiyeh

- Bread: no info
- Rice: 525 SYP
- Lentils: 225 SYP
- Sugar: 500 SYP
- Cooking oil: 650 SYP
- Homemade
- No difficulties reported
- Private bakeries unavailable

Main challenges to obtaining food

- No challenges
- Some foods unavailable
- Local production decreased
- Lack of access to markets
- Some foods expensive
- Lack of resources to buy food
- Lack of access to fuel
- Cooking fuel unavailable
- No information

Bread (public): 1 pack
 Rice: 1kg
 Lentils: 1kg
 Sugar: 1kg
 Cooking oil: 1 litre

Access to bread

- Most common source of bread
- Most common barriers to accessing bread
- Number of days, per month, where bread from private bakeries was unavailable

Education

- Status of primary schools in village**
- Functioning
 - Not functioning
 - Not available
 - No information
- Barriers to accessing education services**
- Alyana
 - Most children accessed education

Khweitleh Yarubiyeh
 Most children accessed education

Khadaan
 Services are too far

Health

Most common health problems

Most common barriers to accessing healthcare

Alyana

Pregnancy related diseases
 Acute respiratory infections
 Severe diseases affecting those aged less than 5

No facilities in the area
 Services are too expensive

Khadaan

Chronic diseases
 Severe diseases affecting those aged less than 5

No facilities in the area
 Services are too expensive

Khweitleh Yarubiyeh

Diarrhoea
 Maternal health issues
 Malnutrition

No facilities in the area
 High cost of transportation
 Services are too expensive

Ya'robiyah 2/2, Al Hasakeh Governorate

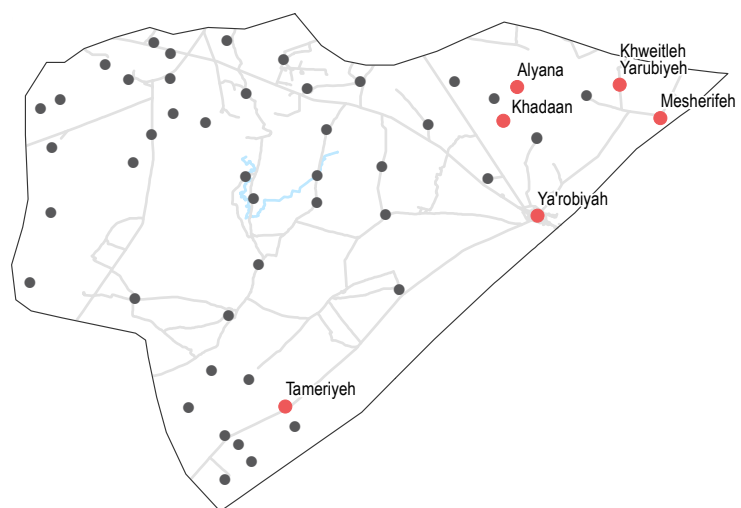
November 2017

Displacement

- % of pre-conflict population remaining
- % of population that are female
- % of female-headed households
- IDPs living in village
- New IDP arrivals
- Returnees

Mesherifeh	
26-50%	26-50%
Yes	No
No	No
Tameriyeh	
76-100%	51-75%
Yes	No
No	No
Ya'robiyah	
76-100%	26-50%
Yes	No info
No	No

• 6/46 communities assessed (3 communities are shown on the previous factsheet): Mesherifeh, Tameriyeh, Ya'robiyah



Shelter

- Independent apartment or house
- Shared apartment or house
- Unfinished apartment or house
- Tent
- Private space not for shelter
- Cave/natural shelter
- Collective public space not for shelter
- No IDPs
- No information
- Min - Max: rent paid per room (where known)

Mesherifeh	
NDPs	IDPs
No info	
Tameriyeh	
NDPs	IDPs
No info	
Ya'robiyah	
NDPs	IDPs
3000 - 5000 SYP	

Livelihoods

- Most common sources of income
- Most common strategies used to cope with lack of income / resources

Community	Most common sources of income	Most common strategies used to cope with lack of income / resources
Mesherifeh	Stable employment Farm owning Business/trade	No info
Tameriyeh	Daily employment High risk/illegal work	Taking loans/buying on credit High risk/illegal work
Ya'robiyah	Stable employment High risk/illegal work	Adults begging

NFIs

Mesherifeh

- B 2200 SYP
- C NA
- D 75 SYP
- F NA

Tameriyeh

- B 2200 SYP
- C NA
- D 50 SYP
- F NA

Ya'robiyah

- B 2300 SYP
- C 700 SYP
- D 75 SYP
- F NA

- Most common electricity source
- Main network
- Generator
- No source
- Solar alternative
- No information
- Fuel Prices (SYP)*
- B** Butane (cannister)
- C** Coal (1kg)
- D** Diesel (1 litre)
- F** Firewood (1 tonne)
- NFI Prices (SYP)*
- Cement (50kg)
- Floor mat (3*4m)
- Plastic tarpaulin (1m²)
- Tent (5 persons)
- NA: not available for purchase

Mesherifeh

No lack of fuel

Tameriyeh

No lack of fuel

Ya'robiyah

No lack of fuel

Most common strategies used to cope with a lack of fuel

WASH

- Most common water source**
- Status of water source**
- Water is safe to drink
 - Water tastes/smells bad
 - People sick after drinking
 - No information
- Sufficiency of available water to meet household needs**
- Sufficient
 - Insufficient
 - No information
- Most common method of garbage disposal**

Mesherifeh

- Network
- Left in street / public area

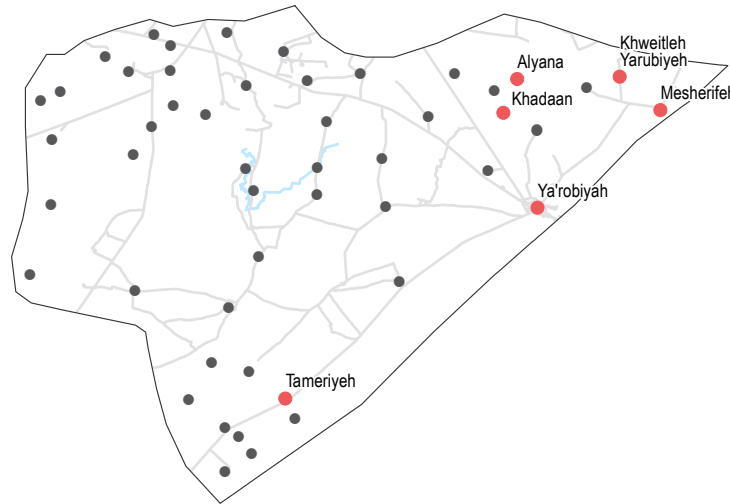
Tameriyeh

- Closed well
- Buried / burned

Ya'robiyah

- Network
- Public free collection

• 6/46 communities assessed (3 communities are shown on the previous factsheet): Mesherifeh, Tameriyeh, Ya'robiyah



Food Security

Mesherifeh

- Bread: no info
- Rice: 550 SYP
- Lentils: 500 SYP
- Sugar: 550 SYP
- Cooking oil: 750 SYP
- Shops
- No difficulties reported
- Private bakeries unavailable

Tameriyeh

- Bread: no info
- Rice: 600 SYP
- Lentils: 600 SYP
- Sugar: 400 SYP
- Cooking oil: 550 SYP
- Homemade
- No difficulties reported
- Private bakeries unavailable

Ya'robiyah

- Bread: no info
- Rice: 700 SYP
- Lentils: 300 SYP
- Sugar: 450 SYP
- Cooking oil: 500 SYP
- Private bakeries
- No difficulties reported
- 0

Main challenges to obtaining food

- No challenges
- Some foods unavailable
- Local production decreased
- Lack of access to markets
- Some foods expensive
- Lack of resources to buy food
- Lack of access to fuel
- Cooking fuel unavailable
- No information

- Bread (public): 1 pack
- Rice: 1kg
- Lentils: 1kg
- Sugar: 1kg
- Cooking oil: 1 litre

- Access to bread
- Most common source of bread
- Most common barriers to accessing bread
- Number of days, per month, where bread from private bakeries was unavailable

Education

- Status of primary schools in village**
- Functioning
 - Not functioning
 - Not available
 - No information
- Barriers to accessing education services**

Ya'robiyah

Most children accessed education

Mesherifeh

Most children accessed education

Tameriyeh

Most children accessed education

Health

Most common health problems

Most common barriers to accessing healthcare

Mesherifeh

- Communicable diseases
- Chronic diseases
- Acute respiratory infections

No facilities in the area

Tameriyeh

- Chronic diseases
- Acute respiratory infections
- Fever

No facilities in the area
Security concerns around travel
High cost of transportation

Ya'robiyah

- Skin diseases
- Chronic diseases
- Acute respiratory infections

No difficulties reported