

General Overview

Communities assessed: 275
Total IDP arrivals: 57,444
Total IDP departures: 30,614
Total SR* arrivals: 110,166

Top 5 shelter types of new IDP arrivals:

(1) Managed camp 12,527 IDPs
 (2) Solid/finished house 11,946 IDPs
 (3) Individual tent 10,861 IDPs
 (4) Unfinished/damaged building 10,824 IDPs
 (5) Collective centre 2,781 IDPs

*SR: Spontaneous Returns (to Community of Origin) refers to an IDP or refugee who returns to the community that they originated from, but not necessarily to their place of habitual residence and does not enjoy the complete rights they had prior to displacement. SRs intend to remain in the community for an undetermined period.

Top 5 ISMI-Covered Arrivals:

Departure community (governorate):	Total IDPs:	Destination community (governorate):
(1) Ma'arrat An Nu'man (Idleb)	1,853 IDPs	Qah (Idleb)
(2) Saraqab (Idleb)	1,283 IDPs	Kafr Takharim (Idleb)
(3) Daret Azza (Aleppo)	1,140 IDPs	Qah (Idleb)
(4) Saraqab (Idleb)	969 IDPs	Ariha (Idleb)
(5) Saraqab (Idleb)	855 IDPs	Sarmada (Idleb)

Latest Developments:

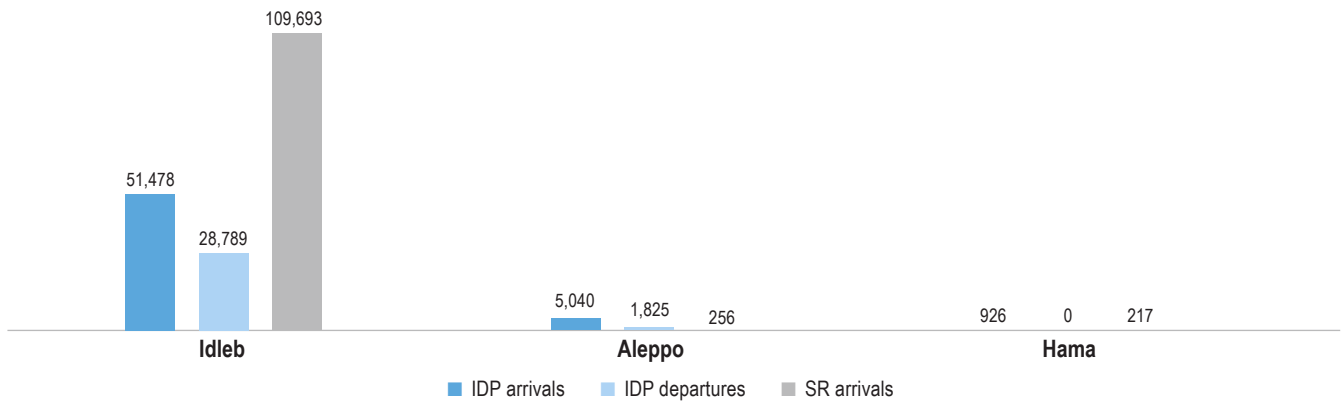
- As a result of violent clashes in its south-eastern sub-districts,¹ **Idleb governorate witnessed the arrival of 51,478 IDPs**, most commonly to communities in Dana (13,704) and Ariha (12,406) sub-districts. IDPs most commonly arrived from communities in Saraqab (16,440) and Ma'arrat An Nu'man (10,436) sub-districts.
- After the intensity of violent clashes decreased during the second half of the coverage period,² **Idleb governorate witnessed 109,693 spontaneous returns (SRs)**, most commonly to Saraqab (102,891) and Ma'arrat An Nu'man (4,275) sub-districts.
- Meanwhile, assessed communities in **Aleppo governorate witnessed the arrival of 5,040 IDPs**, a majority of whom to Atareb (2,212) and Daret Azza (1,112) sub-districts.

¹UNOCHA, Turkey | Syria: Recent Developments in Northwestern Syria (as of 07 February 2018)

²UNOCHA, Turkey | Syria: Recent Developments in Northwestern Syria (as of 13 February 2018)

Overall Movements

Total IDP arrivals, IDP departures and SR arrivals by governorate:



Last place of departure of IDP arrivals:



Intended destinations of IDP departures:



Last place of departure of SR arrivals:



About ISMI & This Factsheet

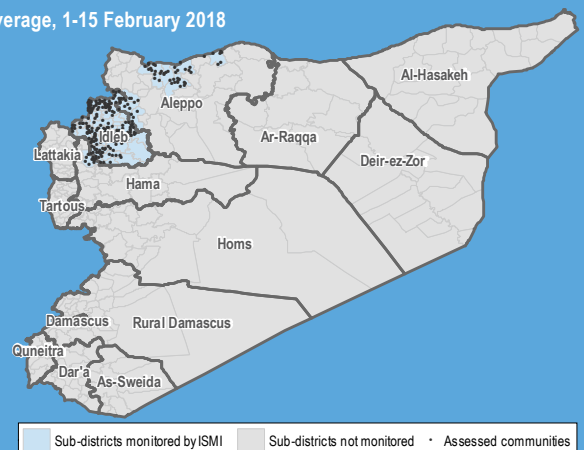
The IDP Situation Monitoring Initiative (ISMI) is an initiative of the Camp Coordination and Camp Management (CCCM) Cluster, implemented by REACH and supported by cluster members.

Following a baseline assessment conducted at the end of 2016, weekly/bi-weekly data collection cycles were initiated. This factsheet presents an overview of reported inward and outward movements of IDPs from 1 to 15 February 2018. Such displacements were reported in 275 communities in sub-districts monitored by ISMI. The coverage map in this section shows the sub-districts that were monitored for the most recent round of data collection, as well as the communities reporting movements. ISMI monitoring coverage varies over time depending on access.

Displacements are identified through an extensive key informant (KI) network, either from alerts initiated by KIs or from follow-up by enumerators. At least two KIs are interviewed in each assessed community, and collected information is further triangulated through other sources, including CCCM member data and humanitarian updates. This approach allows for regular updates on IDP movements at the community level across sub-districts monitored by ISMI in northwest Syria.

The data used for this product was collected, triangulated and verified based on submissions from ISMI's network and select CCCM cluster members following the ISMI methodology. Due to differences in methodology and coverage, figures presented in this output may differ from official CCCM Cluster or UNHCR data. All data is for humanitarian use only.

Coverage, 1-15 February 2018



Feedback: CCCM Cluster Northern Syria · Email: syria.cross.border.info@ccmcluster.org · Info: www.globalccmcluster.org, www.humanitarianresponse.info

Idleb

Communities assessed:	208
Total IDP arrivals:	51,478
Total IDP departures:	28,789
Total SR arrivals:	109,693

Top 3 shelter types of IDP arrivals:

(1) Managed camp	12,169 IDPs
(2) Solid/finished house	10,024 IDPs
(3) Unfinished/damaged building	9,708 IDPs

Vulnerable groups among IDP arrivals³:



IDP Arrivals

Sub-districts with most arrivals (# IDPs):

Dana	13,704
Ariha	12,406
Saraqab	7,560
Ehsem	2,955
Idleb	2,816

IDP Departures⁴

Sub-districts with most departures (# IDPs):

Dana	4,942
Ariha	4,812
Ma'arrat An Nu'man	4,333
Kafr Nobol	4,042
Idleb	2,816

SR Arrivals

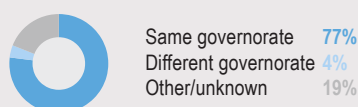
Sub-districts with most SR arrivals:

Saraqab	102,891
Ma'arrat An Nu'man	4,275
Heish	1,494
Abul Thohur	519
Khan Shaykun	285

Last sub-district of departure of arrivals (# IDPs):

Saraqab	16,440
Ma'arrat An Nu'man	10,436
Abul Thohur	6,474
Dana	2,880
Sanjar	2,470

Intended destinations of departures:



SRs to former homes⁵:

Saraqab	102,816
Ma'arrat An Nu'man	4,275
Heish	1,493
Abul Thohur	518
Khan Shaykun	239

Aleppo⁶

Communities assessed:	58
Total IDP arrivals:	5,040
Total IDP departures:	1,825
Total SR arrivals:	256

Top 3 shelter types of IDP arrivals:

(1) Solid/finished house	1,604 IDPs
(2) Individual tent	1,004 IDPs
(3) Unfinished/damaged building	822 IDPs

Vulnerable groups among IDP arrivals³:



IDP Arrivals

Sub-districts with most arrivals (# IDPs):

Atareb	2,212
Daret Azza	1,112
A'zaz	433
Zarbah	400
Suran	286

IDP Departures⁴

Sub-districts with most departures (# IDPs):

Atareb	519
A'zaz	411
Ar-Ra'ee	393
Al Bab	309
Jarablus	182

SR Arrivals

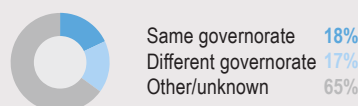
Sub-districts with most SR arrivals:

Ar-Ra'ee	234
Al Bab	22

Last sub-district of departure of arrivals (# IDPs):

Hadher	827
Tall Ed-daman	628
A'zaz	514
Madiq Castle	342
Abul Thohur	228

Intended destinations of departures:



SRs to former homes⁵:

Ar-Ra'ee	68
Al Bab	22

Hama⁷

Communities assessed:	9
Total IDP arrivals:	926
Total IDP departures:	0
Total SR arrivals:	217

Top 3 shelter types of IDP arrivals:

(1) Solid/finished house	316 IDPs
(2) Unfinished/damaged building	293 IDPs
(3) Individual tent	182 IDPs

Vulnerable groups among IDP arrivals³:



IDP Arrivals

Sub-districts with most arrivals (# IDPs):

Madiq Castle	926
--------------	-----

IDP Departures⁴

Sub-districts with most departures (# IDPs):

None reported

SR Arrivals

Sub-districts with most SR arrivals:

Madiq Castle	217
--------------	-----

Last sub-district of departure of arrivals (# IDPs):

Heish	143
Tamanaah	114
Kafr Nobol	97
Hamra	57

Intended destinations of departures:

NA

SRs to former homes⁵:

None reported

³ Vulnerable groups: ♀ Female-headed households/Women travelling alone ♂ Child-headed households/children travelling alone ✕ Orphans ♂ Elderly-headed households/Elderly travelling alone ♿ Disabled-headed households/Individuals with disabilities travelling alone.

⁴ IDP departure figures reflect aggregated departures of both IDP and host community populations.

⁵ The data presented in this graph is aggregated on sub-district level. Returns to former homes does not imply a planned, voluntary, safe, and sustainable way, such that the person returning can enjoy the full spectrum of rights and privileges afforded to them prior to their displacement.

⁶ Figures for Aleppo governorate reflect assessed communities in Aghtrin, Al Bab, Ar-Ra'ee, Atareb, A'zaz, Daret Azza, Jarablus, Mare', Suran and Zarbah sub-districts and are, thus, not indicative of the whole governorate.

⁷ Figures for Hama governorate reflect assessed communities in Madiq Castle sub-district and are, thus, not indicative of the whole governorate.