

Joint Multi-Cluster Needs Assessment: Nugaal Region Profile

Somalia

August 2018

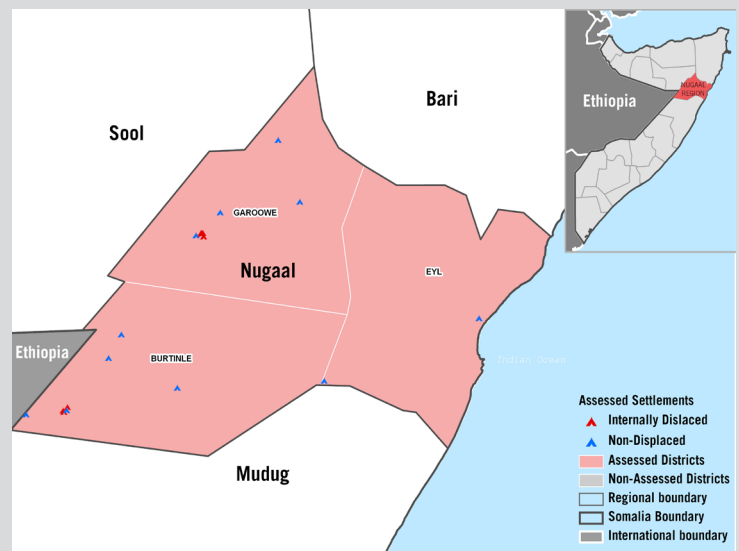
Background

Prolonged drought conditions, since early 2016, have resulted in a substantial livestock herd depletion and a reduction in cereal production in Somalia, impacting negatively on households' access to food and income¹. In addition, above average rainfall in the first half of 2018 caused severe flooding across parts of South Central Somalia and coastal areas of Puntland and Somaliland, causing destruction to agricultural land and displacement in affected areas². Parallel to these climatic trends, insecurity continues to limit humanitarian access especially in South Central Somalia.

In light of this evolving context, United Nations Office for the Coordination of Humanitarian Affairs (OCHA), in partnership with REACH conducted a Joint National Multi-Cluster Needs Assessment (JMCNA)³ to assess humanitarian needs and access to basic services in Somalia. Households were sampled for statistical representativeness stratified by non-displaced and internally displaced person (IDP) households at the district level, with a 92% confidence level and a 10% margin of error.

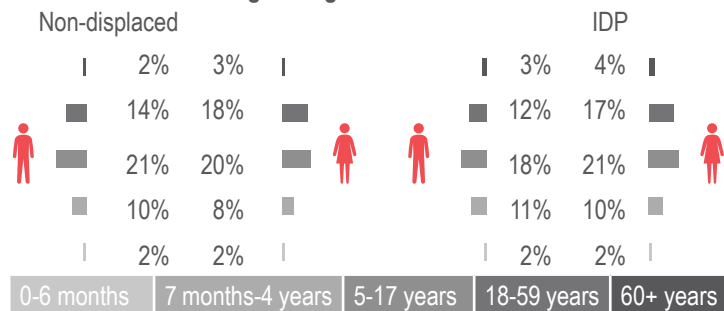
This factsheet presents analysis of data collected in Nugaal Region between 30 June and 12 August 2018. A total of 901 non-displaced households and 90 IDP households were surveyed across the region. Findings relating to non-displaced households are representative with a 95% confidence level and a 3% margin of error while those relating to IDP households are representative with a 95% confidence level and a 10% margin of error.

Survey Locations



Demographics

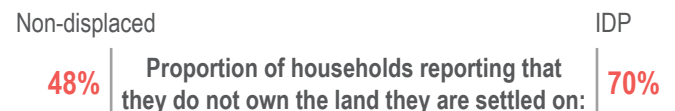
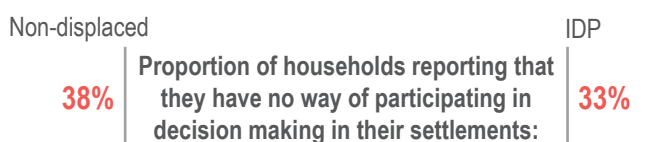
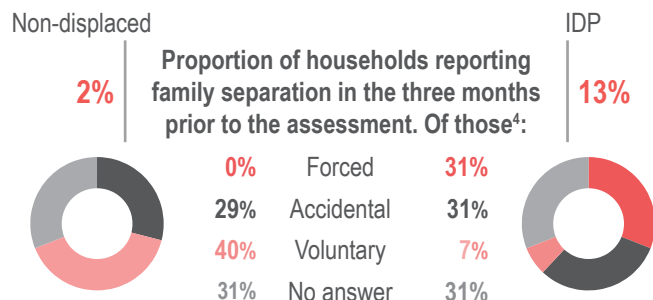
Household members age and gender breakdown:



Proportion of households reporting the following members:

	Non-displaced	IDP
Pregnant or lactating woman	51%	57%
Sick child	7%	11%
Disabled or chronically ill person	23%	20%
Person with mental health issues	7%	2%


Protection



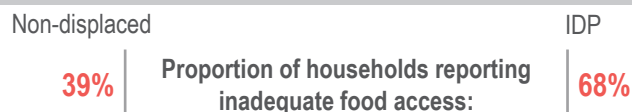
Proportion of households reporting that they are at risk of eviction^{4,7}:



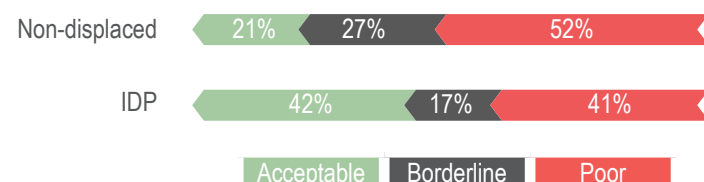
Proportion of households reporting that they have formal land tenure documentation^{4,7}:



Food Security and Livelihoods



Food Consumption Score⁵:



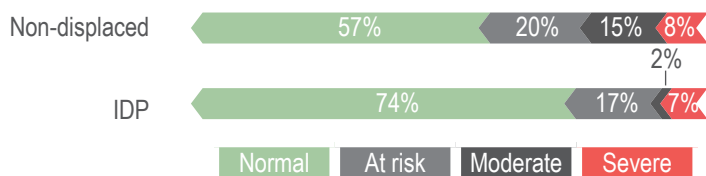
Proportion of households reporting use of the below food coping strategies in the seven days prior to this assessment⁶:

	Non-displaced	IDP
Eat less expensive, less preferred food	72%	77%
Borrow food from relatives or friends	76%	81%
Reduce number of meals per day	75%	94%
Reduce portion sizes	65%	90%
Adults skip meals so children can eat	39%	75%

Joint Multi-Cluster Needs Assessment: Nugaal Region Profile

Nutrition

Middle Upper Arm Circumference (MUAC) Screening⁸:



Non-displaced: 13% | Proportion of households reporting access to nutrition services: 7% | IDP

Education

Non-displaced: 50% | Proportion of school aged children (5-17) reportedly attending school: 27% | IDP

Top three reasons for not attending school reported by households^{4,6}:

Girls	Boys
Unable to pay school fees 79%	Unable to pay school fees 75%
Domestic chores 13%	School is too far 20%
School is too far 11%	Too young to attend school 6%

Shelter

Non-displaced: 25% | Proportion of households reporting residing in non-permanent shelters⁹: 64% | IDP

Non-displaced: 22% | Proportion of households reporting shelter damage: 18% | IDP

Non-displaced: 11% | Proportion of households reporting their shelter is not lockable from inside: 28% | IDP

Displacement

Top three reasons for leaving previous location reported by IDP households⁶:

- 1 Conflict in community 36%
- 2 Drought 16%
- 3 Fear of conflict in community 12%

Top three reasons for coming to current location reported by IDP households⁶:

- 1 No conflict 51%
- 2 Availability of livelihood opportunities 16%
- 3 Presence of shelter 13%

Future intentions of IDP households:

- Stay in current location 96%
- Move elsewhere in the city 1%
- Move elsewhere in Somalia 1%
- Return to previous country of refuge 1%
- Do not know 1%



Water, Sanitation & Hygiene (WASH)

Primary source of drinking water reported by households:

Non-displaced: Piped system 43% | IDP: Berkad 29%

Non-displaced: 30% | Proportion of households reporting inadequate access to water: 61% | IDP

Non-displaced: 16% | Proportion of households reporting no access to soap: 33% | IDP

Non-displaced: 54% | Proportion of households reporting no source of light at night in their shelter: 90% | IDP

Proportion of households reporting access to NFIs in usable condition⁶:

	Knife	Cooking pot	Wash basin	Sleeping mat	Jerry can	Blanket
Non-displaced	70%	68%	45%	36%	31%	24%
IDP	84%	79%	57%	62%	31%	11%

Health

Non-displaced: 17% | Proportion of households reporting no access to a healthcare facility: 10% | IDP

Non-displaced: 70% | Proportion of households reporting that they pay for healthcare services: 62% | IDP

Top three barriers to accessing healthcare services reported by those households that indicated no access^{4,6}:

Non-displaced: No facility in the area 51% | IDP: No facility in the area 65%

Non-displaced: Cannot afford 24% | IDP: Cannot afford 29%

Non-displaced: Facility is too far 16% | IDP: Floods 4%

1. Food Security and Nutrition Analysis Unit. 2017. Climate Update: September 2017.
 2. OCHA. Somalia Flood Response Plan 15 May-15 August, 2018.
 3. The first JMCA was conducted in 2017 by OCHA, in partnership with REACH.
 4. Findings relating to a subset of a population may have a lower confidence level and a wider margin of error.
 5. World Food Programme (WFP). Food Consumption Analysis, 2008.
 6. Respondents could select multiple responses.
 7. As reported by those households that indicated they do not own land.
 8. For children 6 to 59 months old in assessed households; Mother and Child Nutrition. Interpretation of MUAC Indicators, 2017. Due to a glitch in the data collection, all households including children under 6 months have been excluded from analysis. Results should be considered indicative.
 9. Non-permanent shelters here refer to emergency, open air and temporary shelters.