



IDP Camp Profile - Chamishku

Dahuk, Iraq
September 2016

Management agency: BRHA
Manager/Focal point: Dileer Ahmad Muhammed Salih
Phone number: 7504575088
Email: n/a
Registration actor: BRHA

Summary


This profile provides an overview of conditions in Chamishku camp. Primary data was collected through household surveys on 04-09-16. Households were randomly sampled to a 95% confidence and 10% margin of error, based on population figures provided by CCCM. In some cases, additional information from camp managers has been used to support findings. Round V of data collection was in April 2016.

Camp Overview

of individuals: 26348
of households: 4726
Date opened: 26-11-14
Occupied number: 5000
Ongoing extension: No
Planned capacity: 5000
Camp area: 760,740

Demographics

49% male / 51% female

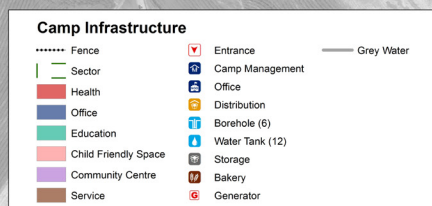
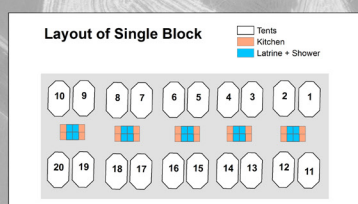


Location Map



IDP Camp Map - Chamishku

Lat. 37° 10' 38.84" N Long. 42° 40' 1.47" E



Sectoral Minimum Standards

		Target	Previous Round	Current Round	Achievement
Education	% of children aged 6-11 attending formal school	100%	67%	89%	●
	% of children aged 12-17 attending formal school	100%	69%	82%	●
Food	% of households accessed Family Food Parcel or equivalent in the past month	100%	98%	100%	●
Health	Health services are available on-site or within walking distance	Yes	Yes	Yes	●
CCCM	Average open area per household	min. 30m ²	149m ²	135m ²	●
Protection	% of IDPs registered on an individual basis (MODM/DDM)	100%	97%	100%	●
	% of households accessed shelter assistance since arrival at the camp	100%	98%	93%	●
	Average covered area per person	min. 3.5m ²	3.1m ²	3m ²	●
Shelter	Average number of individuals per shelter	max.5	5	5	●
	# of persons per latrine	max. 20	6	5	●
	# of persons per shower	max. 20	6	5	●
WASH	Frequency of solid waste disposal at least weekly	min. weekly	Yes	Yes	●

*GPS tracking of camp infrastructure was not possible this round due to restrictions from authorities. Area calculations subsequently could not be determined.

Targets based on minimum standards agreed with the CCCM Cluster, Iraq. Findings based on household-level data, enumerator field observations, and camp management documentation

● Minimum standard reached, ● More than 50% minimum standard reached, ● Less than 50% of minimum standard reached or not at all





IDP Camp Profile - Chamishku

Dahuk, Iraq
September 2016

Management agency: BRHA
Manager/Focal point: Dileer Ahmad Muhammed Salih
Phone number: 7504575088
Email: n/a
Registration actor: BRHA

Shelter

Top three observed shelter types*

Tent with brick walls	100%	<div></div>
	n/a	
n/a	n/a	

*Households were asked to select all shelter typologies within household.

Winterisation and NFI items

35%	reported a second fly sheet
93%	reported access to a heater
81%	reported at least one blanket per person
63%	reported at least one mattress per person
4.3	average number of carpets
65%	reported shelter provides warmth in winter

Hazards

7%	reported exposed electrical cables at site
----	--

Shelter Improvement

86%	reported making own improvements to their shelter
-----	---

Community Organisation

IDP committees

100%	reported awareness of IDP committee(s)
------	--

Complaints mechanism

100%	reported awareness of complaints mechanism
------	--

Protection

Family Separation

0%	reported hosting unaccompanied or separated minors
3%	reported that other family members intended to join them

Vulnerable groups

Pregnant / lactating women	17%	<div></div>
Chronically ill individual(s)	7%	<div></div>
Disabled individual(s)	3%	<div></div>
Female headed households	7%	<div></div>

Intentions

0%	planned to move to a different location in next 3 months
----	--

Restrictions

11%	reported entry or exit restrictions during daylight hours
-----	---

Food Security and Coping Strategies

Reported access to food assistance

100%	accessed food assistance in past month
98%	received Public Distribution System (PDS) in past month

Top three food consumption coping strategies

Cheaper	51%	<div></div>
Borrowed	18%	<div></div>
Less meals	8%	<div></div>

Top three reported livelihood coping strategies

Debt	60%	<div></div>
Support from Family	21%	<div></div>
Sold Assistance	13%	<div></div>

WASH

Latrines and showers

0%	reported public or communal latrines
n/a	public/communal latrines lockable from the inside
n/a	public/communal latrines with functioning lighting

Top three reported methods of waste removal

Collected	89%	<div></div>
Communal bin	11%	<div></div>
n/a	n/a	

Reported drinking water sources

0%	connection inside the home to collective water storage
100%	connection inside the home to private water storage
0%	communal water tap outside the shelter

Access to water

0%	reported 24 consecutive hours without access to water in the past month
----	---

Household Income

16%	reported as being economically inactive
-----	---

Top three income sources*:

Low skilled service	21%	<div></div>
Public security official	17%	<div></div>
No livelihood	16%	<div></div>

*Households were asked to select all income sources within household.