



Yambio Road Monitoring

Yambio County, Western Equatoria State, South Sudan

South Sudan Displacement Crisis

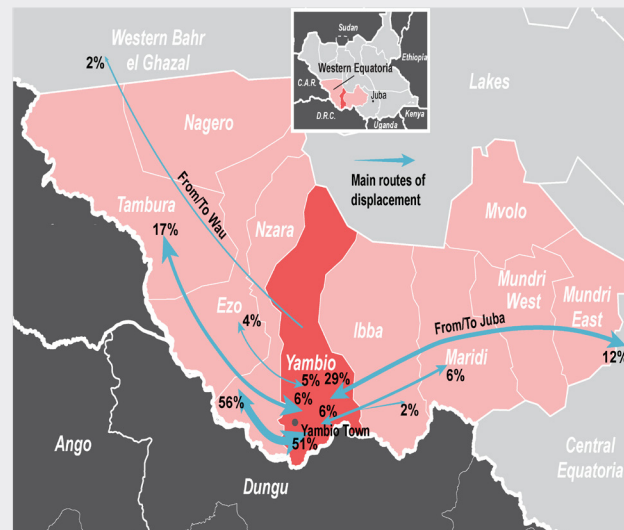
May 2021

CONTEXT AND METHODOLOGY

Yambio town is located in Yambio County, Western Equatoria State, near South Sudan's border with the Democratic Republic of Congo (DRC). Yambio town was the centre of significant armed clashes and widespread displacement in 2016 and hosts a large population of internally displaced persons (IDPs), many of whom have started to return home as of early 2018.

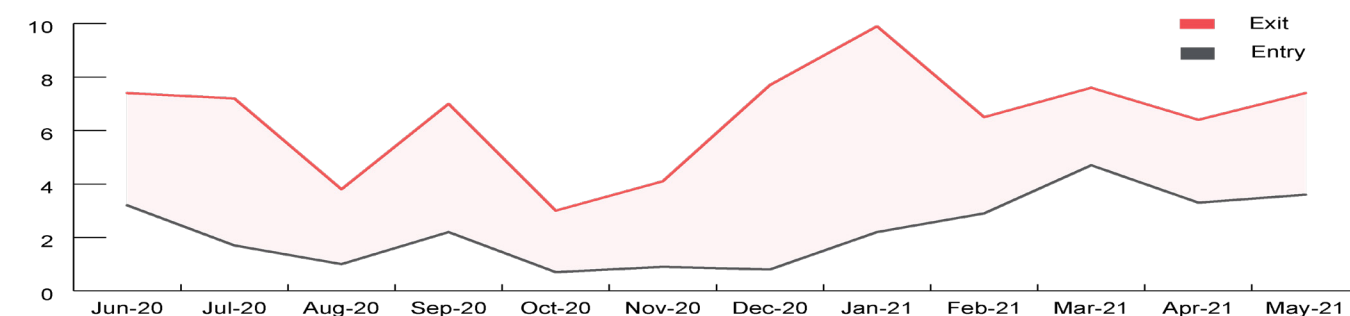
This factsheet provides results from the REACH road monitoring exercise in Yambio town, Yambio County. REACH monitors three bus/car parks in Yambio town to record the arrivals and departures of households (HHs) on a daily basis. Daily data is synthesised into a monthly factsheet to provide an overview of wider movement trends, including push/pull factors and intentions.¹

The following findings are based on primary data collected over 16 days between 4 and 31 May 2021, during which 195 departing HHs (326 individuals) and 63 arriving HHs (132 individuals) were recorded, along with 10 HHs (25 individuals) that were transiting through Yambio town through Yambio's three bus/car parks.² Not all movements in and out of Yambio town were covered. Some arrivals and departures reportedly took place outside of data collection hours (8:00 a.m - 4:30 p.m) and were therefore not included. Moreover, departures are likely to be over-represented due to many arrivals getting off buses early as a result of the matatu system.³ As such, the data presented in this factsheet is not representative, rather **indicative** of movement trends for the assessed population.



GENERAL MOVEMENT TRENDS¹

Average daily number of individuals departing (red) and arriving (grey) with the intention to stay longer than six months, June 2020 to May 2021.




TRANSITS THROUGH YAMBIO TOWN

Transits recorded in Yambio (10 HHs) in May were few and consisted of HHs travelling through Yambio Town as part of longer journeys. Most HHs came from Juba, Yei and Maridi and travelled to Tambura, Nzara, Wau and Ezo counties. Push and pull factors mainly revolved around rejoining family, presence of markets/goods, health services, and work opportunities. No HHs were recorded to be transiting to and from the DRC in the month of May. However, cross border movement is likely more prevalent in areas of Yambio County closer to the border with DRC, where REACH is currently not collecting data.

ARRIVALS TO YAMBIO

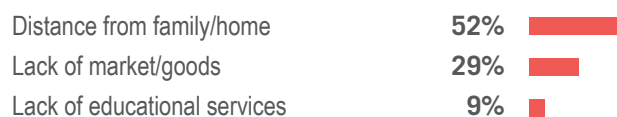
Demographics[‡]



97% of arriving households were partial households.⁴

Push factors

Most commonly reported primary reason for leaving previous location for Yambio:^{5,6}



Reasons for coming to Yambio

Primary reported pull factors for coming to Yambio town February - May 2021⁵

	February 2021	March 2021	April 2021	May 2021
Proximity to family/home	80%	72%	77%	54%
Presence of markets/goods	14%	13%	12%	29%
Presence of educational services	0%	1%	0%	10%

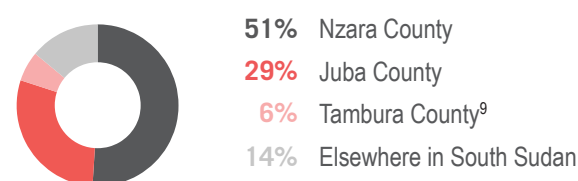
Vulnerabilities

19% of total arriving HHs reported that at least one member of the HH had a vulnerability, including:⁷




Previous county location[‡]

Reported county or state from which arriving households were coming:



Intended duration of stay in Yambio[‡]

Reported length of time that respondents intended to stay in Yambio:

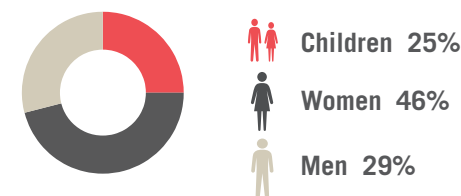


Notes:

- These are indicative trends; REACH does not record all arrivals and departures.
- Due to the limited number of transits recorded, a detailed analysis of the dynamics of transiting households was not included in this factsheet, apart from a short narrative section.
- The matatu system involves buses that follow a set route in which passengers get on and get off at pre-determined stops. This means that many arriving passengers often get off at their stops before reaching Yambio town, while departing vehicles are nearly always full.
- "Partial" in the sense that not all members of the HHs were travelling with the interviewed HHs.

DEPARTURES FROM YAMBIO

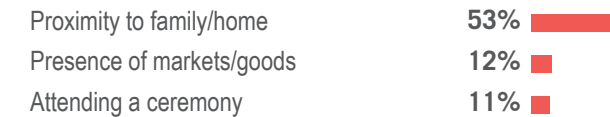
Demographics



99% of departing households were partial households.⁴

Pull factors

Most commonly reported primary reason for travelling to desired location from Yambio:⁵



Reasons for leaving Yambio

Primary reported push factors for departing Yambio town February - May 2021:^{5,6}

	February 2021	March 2021	April 2021	May 2021
Distance from family/home	57%	56%	54%	53%
Lack of markets/goods	10%	11%	9%	12%
Lack of work opportunities	8%	4%	9%	8%

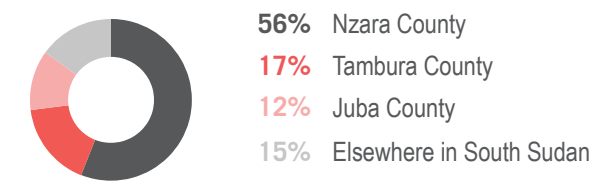
Vulnerabilities

30% of total departing HHs reported that at least one member of the HH had a vulnerability, including:⁷



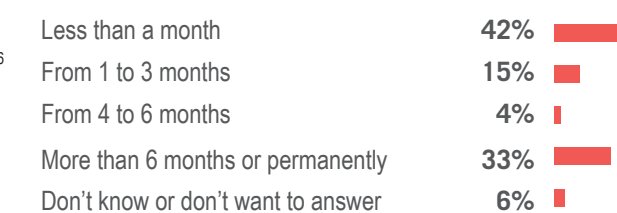
Destination county location

Reported county to which departing households were going:



Intended duration of stay in destination[‡]

Reported length of time that respondents intended to stay in destination:



Notes, continued:

- Reported presence of services or opportunities is indicative of respondents' perceptions and does not necessarily reflect availability.
- In addition, 6% of arriving HHs and 13% of departing HHs reported that their travel was motivated by pull factors only, with no specific push factors driving them from their previous location.
- Respondents could select multiple answers.
- In addition, having at least one elderly household member was reported as a vulnerability by 2% of arriving households.
- In addition, 6% of arriving HHs reported Maridi as their previous county.
- ‡. Percentages are rounded to the nearest integer, so responses may not add up to 100% exactly.