

Borj Hammoud

May 2015

Reported Top Needs

	Host Communities		Displaced	
	Female	Male	Female	Male
Employment	12%	15%	15%	30%
Electricity	22%	24%	10%	12%
Shelter	8%	3%	17%	15%
Health	8%	9%	17%	6%
Drinking Water	12%	15%	5%	3%
Food	0%	0%	13%	12%
Education	5%	0%	12%	6%
Security	3%	12%	3%	6%
Domestic Water	10%	9%	3%	9%
Roads	7%	6%	0%	0%

Host

Displaced

Demographic Pressure

Top 3 reasons for moving in
Last 3 years Last 6 months

- Knew friends/family 1 Safety concerns
N/A 2 No access to health services
N/A 3 N/A

100% of hosts reported significant population increase in the last 3 years

86% of displaced reported significant population increase in the last 6 months

Social Stability

Potential sources of tensions related to:
Lack of Social interaction

Lack of conflict mitigation mechanisms

Lack of confidence in institutions

Restrictions on displaced communities

Negative views of international actors

Social fragmentation

Host

Displaced

Reported issues causing community divisions

- Political affiliations 1 Job shortages
Job shortages 2 Political affiliations
Historical problems between Syrian/Lebanese or PRS/PRL 3 Historical problems between Syrian/Lebanese or PRS/PRL

Income & Poverty

Main sources of income

- Formal commerce 1 Informal commerce
Informal commerce 2 Unskilled non-agricultural labour
Unskilled non-agricultural labour 3 Food vouchers

Most common mode of employment

Regular Irregular/temporary

Average monthly HH income

\$1316 as reported by respondents \$580

Reported changes in unemployment in last 3 years/6 months

Increased Increased

Most Commonly Reported HH expenditures on basic food staples

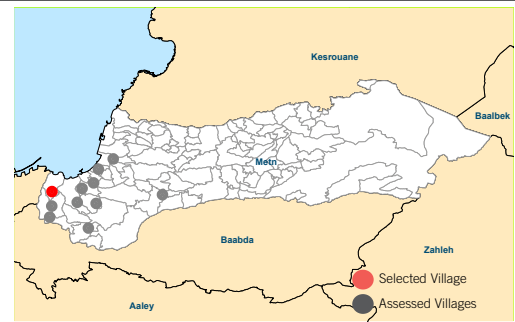
51 - 60% 71 - 80%

Most Commonly Reported HH expenditures on essential non-food items

11 - 20% 11 - 20%

Top coping mechanisms to cover cost of basic needs

- Buy cheaper/lower quality food 1 Buy cheaper/lower quality food
Credit 2 Reduce number of meals
Borrow money/food 3 Reduce meal portion size

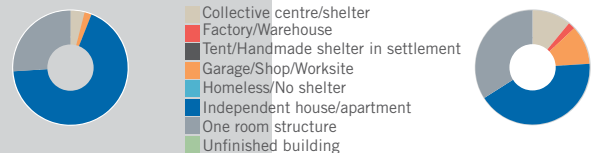


Host

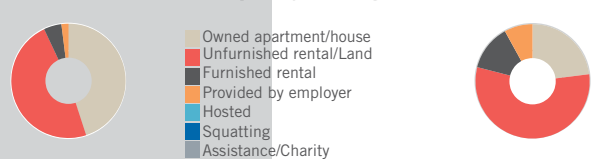
Displaced

Shelter

Main types of accommodation reported



Kind of occupancy arrangement



Average monthly household rent

\$335

\$445

Reported evictions



have heard reports of evictions

Electricity

Average hours of electricity reported per day

14h

12h

Average monthly HH expenditure reported

\$153

\$60

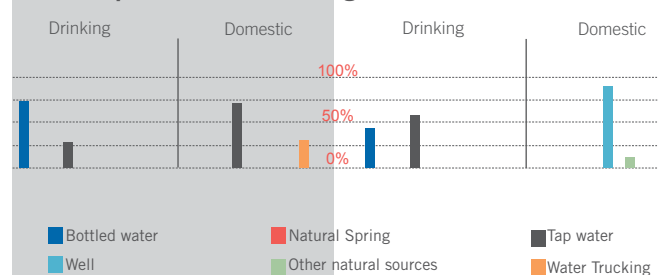
Main source of electricity

Public network

Public network

Water

Top sources for drinking and domestic water



Average monthly expenditure on drinking water per HH

\$43

\$50

Average monthly expenditure on domestic water per HH

\$28

\$16

Sample Information: Number of Interviews: 66 | Number of Male interviewed: 24 | Number of female interviewed: 42 | Age Range: 13 - 70 | Data collected between October 2014 - February 2015

Population groups covered: Lebanese, Syrian | Average HH size: 6 | Cadastre Population: 20973 | Lebanese living under US\$4: 4776 | Syrian Refugees: 5961

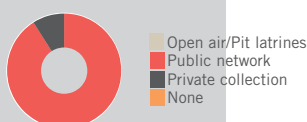


Host

Displaced

Wastewater Management

Main wastewater systems



Types of toilets



Access to showering and washing facilities

100%

of respondents HH have access to showering and washing facilities

94%

Reported flooding or presence of stagnant water within community in the last 12 months

72%

reported flooding in immediate surroundings

59%

Solid Waste Management

Main type of solid waste disposal

Public collection

Private collection

In the last 3 months

Refuse/garbage

63%

of respondents reported noticeable excess refuse/garbage

61%

Presence of pests

63%

of respondents reported noticeable presence of flies, rodents, and insects

70%

Health

Most commonly reported child illnesses

Diarrhea **1** Acute respiratory diseases

Chicken pox **2** Diarrhea

Acute jaundice **3** Skin rashes

Top 3 challenges in accessing health services

Cost of medicines **1** Cost of health services

Cost of health services **2** Cost of medicines

Long waits for consultation **3** Long waits for consultation

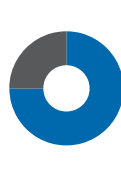
Participated in polio campaigns in last 3 months

86%

took their children to be vaccinated in polio campaign

92%

Reasons for not participating in polio campaigns



Host

Displaced

Education

Out of 32 caregivers	60% of caregivers reported children enrolled 2013-14	78% Out of 34 caregivers
Out of 32 caregivers	60% of caregivers reported children enrolled 2014-15	33% Out of 34 caregivers
Out of 8 adolescents	N/A adolescents were enrolled 2013-14	N/A Out of 11 adolescents
Out of 8 adolescents	N/A adolescents are enrolled 2014-15	N/A Out of 11 adolescents

Non-formal education opportunities

77%

reported there are no non-formal education opportunities

73%

Top reported challenges in accessing education

Cost of school fees **1** Cost of school fees

Cost of school supplies **2** Cost of school supplies

No affordable transportation **3** Discrimination at school from teachers

Children and Women

Birth registration

8%

respondents reported cases of unregistered births

12%

Vulnerable population groups living within community

Average reported proportion of	
Separated women	16%
Widowed women	14%
Unaccompanied children minors	13%
Orphans	3%
Pregnant women	25%
Girls married before 18	8%
	1%
	17%
	0%
	0%
	27%
	48%

Population groups engaged in income generation

Men (18+) **1** Men (18+)

Women (18+) **2** Male adolescents (12-17)

Male adolescents (12-17) **3** Women (18+)

Reasons why women may not be participating in the labor force

No skills **1** Traditional values/customs

Low levels of or no education **2** Household and child raising responsibilities

N/A **3** No skills

Main activities for out of school boys under 18

Informal employment **1** Informal employment

Household chores/Child care **2** Household chores/Child care

Begging **3** Begging

Main activities for out of school girls under 18

Informal employment **1** Household chores/Child care

Household chores/Child care **2** Informal employment

Engage in prostitution **3** N/A

Cases of abuses and services

21%

of respondents heard of cases of abuse, exploitation or sexual violence in last 6 months

0%

8%

of respondents know of services available for women and children at risk or survivors of violence, abuse or exploitation

0%