

Introduction

This multi-sector needs assessment is part of a monthly data collection exercise which aims to gather information about needs and the humanitarian situation inside Syria. The factsheets present information collected in October 2017, referring to the situation in September 2017.

These factsheets present information at the community level for 21 sub-districts in Idleb governorate. Selected key indicators for the following sectors are included in the factsheets: displacement, shelter, non-food items (NFIs), health, food security, water, sanitation and hygiene (WASH) and education. The factsheets do not cover the entire range of indicators gathered in the questionnaire.

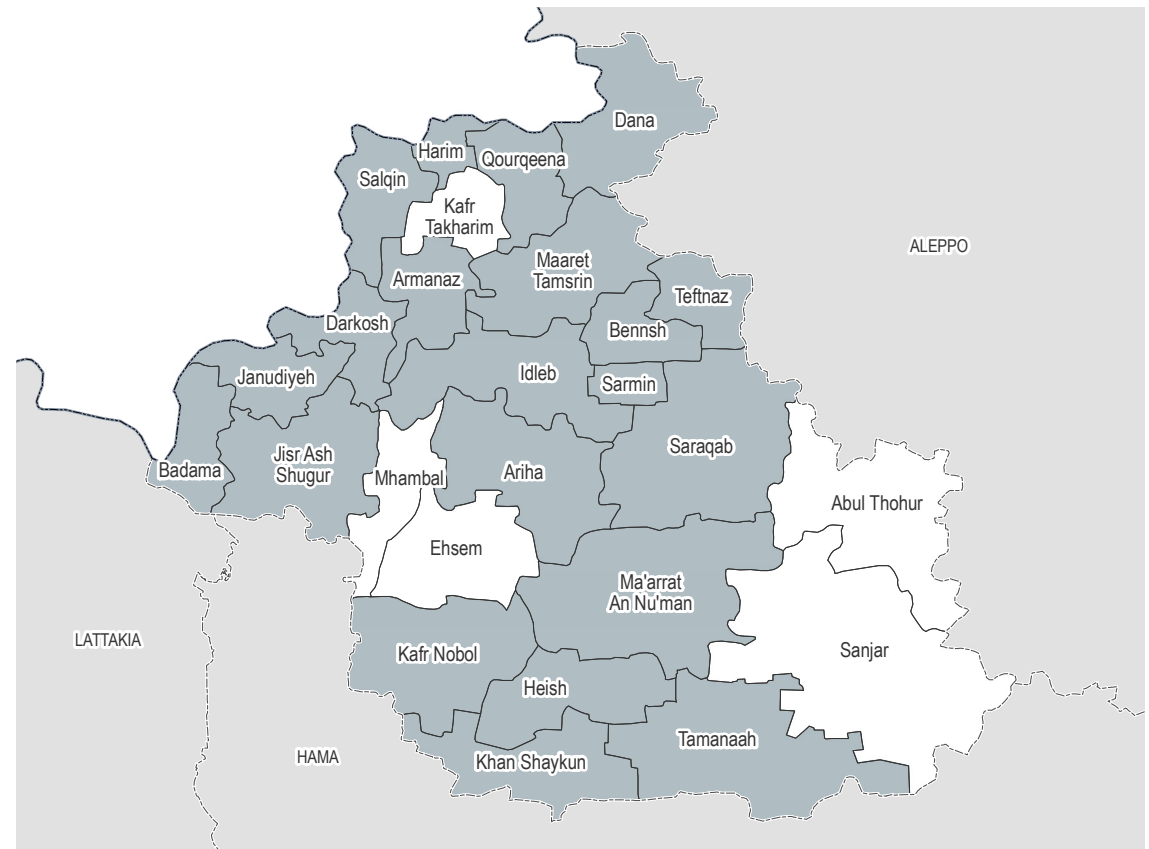
For full visualisation of all indicators collected, please see the SIMAWG Needs Identification Dynamic Reporting Tool, available here: <http://www.reach-info.org/syr/simawg/>.





Methodology and limitations

These findings are based on data collected both directly and remotely (in Turkey) from Key Informants residing in the communities assessed.

Information was collected from Key Informants in 141 communities in 21 sub-districts of Idleb governorate. For each question asked, confidence levels were assigned based on the Key Informant's area of expertise and knowledge of the sector-specific situation.

For a full description of the methodology, please see the Terms of Reference, available on the [REACH Resource Centre](#).



-  Remote data collection
-  Direct data collection
-  Mixed data collection
-  Not assessed

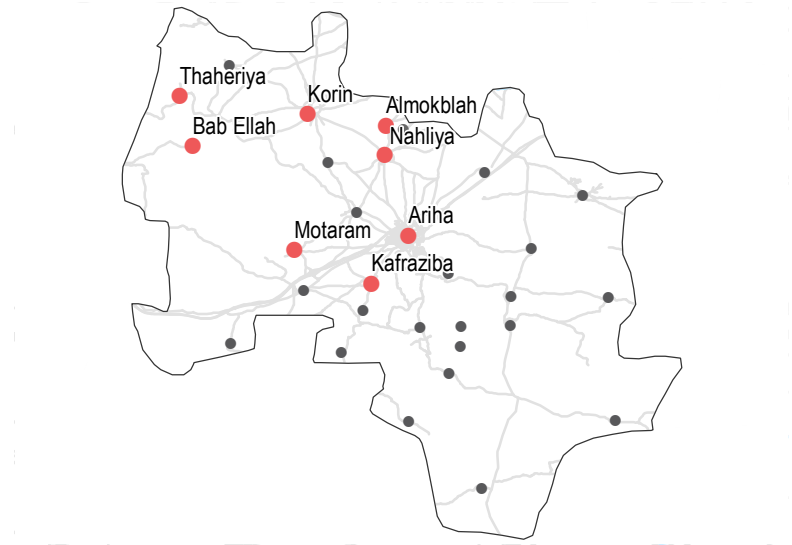
PDF: click on a sub-district name to directly access the relevant factsheet

Displacement

- % of pre-conflict population remaining
- % of population that are female
- % of female-headed households
- IDPs living in village
- New IDP arrivals
- Returnees

Community	% of pre-conflict population remaining	% of population that are female	% of female-headed households	IDPs living in village	New IDP arrivals	Returnees
Almokblah	76-100%	51-75%	1-25%	Yes	No	No
Ariha	51-75%	51-75%	1-25%	Yes	Yes	No
Bab Ellah	76-100%	51-75%	1-25%	Yes	No	No
Kafraziba	76-100%	26-50%	1-25%	Yes	Yes	No

• 8/28 communities assessed (4 communities are shown on the next factsheet): Almokblah, Ariha, Bab Ellah, Kafraziba



Shelter

- Independent apartment or house
- Shared apartment or house
- Unfinished apartment or house
- Tent
- Private space not for shelter
- Cave/natural shelter
- Collective public space not for shelter
- No IDPs
- No information
- Min - Max: rent paid per room (where known)

Community	Most common shelter	NDPs	IDPs
Almokblah	Independent apartment or house	No info	No info
Ariha	Unfinished apartment or house	5000 - 7000 SYP	5000 - 7000 SYP
Bab Ellah	Unfinished apartment or house	2000 - 3000 SYP	2000 - 3000 SYP
Kafraziba	Unfinished apartment or house	2500 - 3500 SYP	2500 - 3500 SYP

Livelihoods

Most common sources of income

Most common strategies used to cope with lack of income / resources

Community	Most common sources of income	Most common strategies used to cope with lack of income / resources
Almokblah	Daily employment Business/trade Support from family/friends	Children sent to work/beg Borrowing from family/friends
Ariha	Daily employment Business/trade Support from family/friends	Children sent to work/beg Borrowing from family/friends Selling household assets
Bab Ellah	Daily employment Business/trade Support from family/friends	Children sent to work/beg Borrowing from family/friends
Kafraziba	Daily employment Business/trade Support from family/friends	Children sent to work/beg Borrowing from family/friends Selling household assets

NFIs

Community	Butane (cannister)	Coal (1kg)	Diesel (1 litre)	Firewood (1 tonne)
Almokblah	B 8000 SYP	C 60 SYP	D 240 SYP	F 65000 SYP
Kafraziba	B 8100 SYP	C 55 SYP	D 230 SYP	F 70000 SYP
Ariha	B 8000 SYP	C 55 SYP	D 240 SYP	F 65000 SYP
Bab Ellah	B 8000 SYP	C 50 SYP	D 240 SYP	F 65000 SYP

Community	Butane (cannister)	Coal (1kg)	Diesel (1 litre)	Firewood (1 tonne)
Almokblah	B 2800 SYP	C 6000 SYP	D 350 SYP	F NA
Kafraziba	B 2800 SYP	C 5000 SYP	D NA	F NA
Ariha	B 2800 SYP	C 6000 SYP	D 350 SYP	F NA
Bab Ellah	B 2800 SYP	C 5000 SYP	D NA	F NA

Most common electricity source

- Main network
- Generator
- No source
- Solar alternative
- No information

Fuel Prices (SYP)*

- B** Butane (cannister)
- C** Coal (1kg)
- D** Diesel (1 litre)
- F** Firewood (1 tonne)

NFI Prices (SYP)*

- Cement (50kg)
- Floor mat (3*4m)
- Plastic tarpaulin (1m²)
- Tent (5 persons)

NA: not available for purchase

Most common strategies used to cope with a lack of fuel

- Burning furniture in use
- Burning productive assets
- Burning plastics

WASH

- Most common water source**
- Status of water source**
- Water is safe to drink
 - Water tastes/smells bad
 - People sick after drinking
 - No information
- Sufficiency of available water to meet household needs**
- Sufficient
 - Insufficient
 - No information
- Most common method of garbage disposal**

Almokblah

- Water trucking
- Private paid collection

Ariha

- Network
- Public free collection

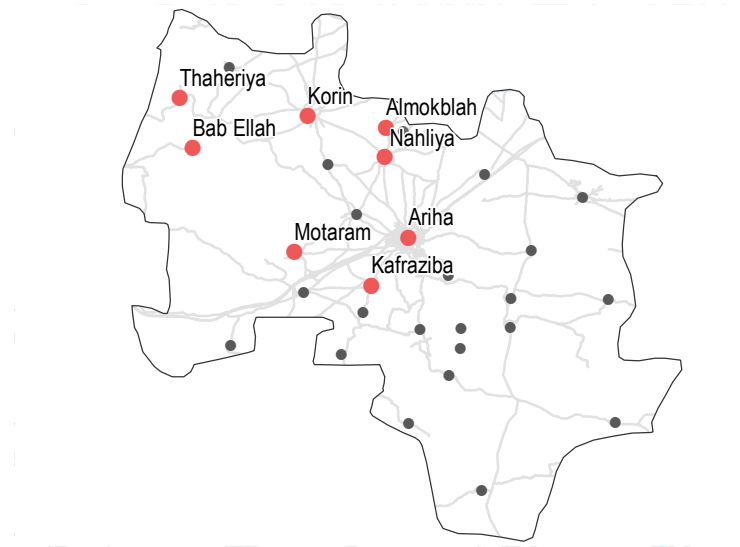
Bab Ellah

- Water trucking
- Private paid collection

Kafraziba

- Water trucking
- Private paid collection

- 8/28 communities assessed (4 communities are shown on the next factsheet): Almokblah, Ariha, Bab Ellah, Kafraziba



Education

- Status of primary schools in village**
- Functioning
 - Not functioning
 - Not available
 - No information
- Barriers to accessing education services**

Bab Ellah

- Lack of teaching staff
- Lack of school supplies
- No spaces available

Kafraziba

- Most children accessed education

Almokblah

- Lack of teaching staff
- Lack of school supplies
- No spaces available

Ariha

- Most children accessed education

Health

Most common health problems

Most common barriers to accessing healthcare

Almokblah

- Skin diseases
- Chronic diseases
- Severe diseases affecting those aged less than 5

- No facilities in the area

Ariha

- Diarrhoea
- Chronic diseases
- Pregnancy related diseases

- No difficulties reported

Bab Ellah

- Skin diseases
- Chronic diseases
- Pregnancy related diseases

- High cost of transportation
- Lack of transportation
- Security concerns around entering facilities

Kafraziba

- Chronic diseases
- Pregnancy related diseases
- Acute respiratory infections

- Security concerns around travel
- Security concerns around entering facilities

Food Security

Almokblah

- Bread: 125 SYP
- Rice: 350 SYP
- Lentils: 400 SYP
- Sugar: 450 SYP
- Cooking oil: 600 SYP

- Government distribution

- No difficulties reported

- Private bakeries unavailable

Ariha

- Bread: 150 SYP
- Rice: 350 SYP
- Lentils: 450 SYP
- Sugar: 400 SYP
- Cooking oil: 600 SYP

- Public bakeries

- No difficulties reported

- Private bakeries unavailable

Bab Ellah

- Bread: no info
- Rice: 400 SYP
- Lentils: 400 SYP
- Sugar: 450 SYP
- Cooking oil: 600 SYP

- Shops

- No difficulties reported

- Private bakeries unavailable

Kafraziba

- Bread: no info
- Rice: 350 SYP
- Lentils: 450 SYP
- Sugar: 450 SYP
- Cooking oil: 600 SYP

- Shops

- No difficulties reported

- Private bakeries unavailable

Main challenges to obtaining food

- No challenges
- Some foods unavailable
- Local production decreased
- Lack of access to markets
- Some foods expensive
- Lack of resources to buy food
- Lack of access to fuel
- Cooking fuel unavailable
- No information

- Bread (public): 1 pack
- Rice: 1kg
- Lentils: 1kg
- Sugar: 1kg
- Cooking oil: 1 litre

Access to bread

- Most common source of bread
- Most common barriers to accessing bread
- Number of days, per month, where bread from private bakeries was unavailable

Ariha 2/2, Idleb Governorate

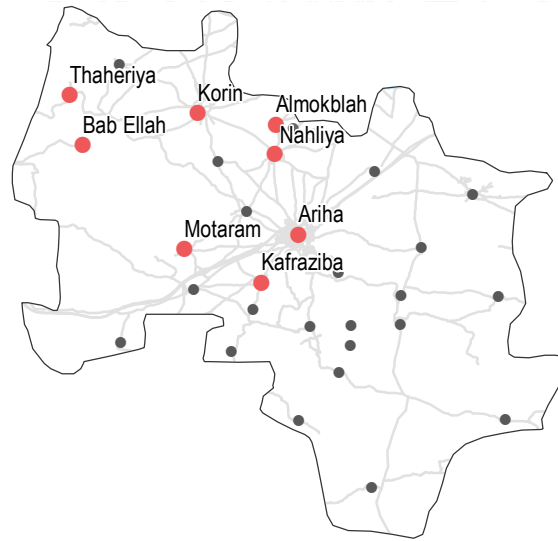
October 2017

Displacement

- % of pre-conflict population remaining
- % of population that are female
- % of female-headed households
- IDPs living in village
- New IDP arrivals
- Returnees

Community	% of pre-conflict population remaining	% of population that are female	% of female-headed households	IDPs living in village	New IDP arrivals	Returnees
Korin	76-100%	51-75%	1-25%	Yes	Yes	Yes
Motaram	76-100%	51-75%	1-25%	Yes	No	No
Nahliya	76-100%	51-75%	1-25%	Yes	No	No
Thaheriya	76-100%	51-75%	1-25%	Yes	No	No

• 8/28 communities assessed (4 communities are shown on the previous factsheet): Korin, Motaram, Nahliya, Thaheriya



NFIs

Community	Lightbulb	Generator	NA	Lightbulb	Generator	NA
Korin	B 8000 SYP	2800 SYP	C 60 SYP	B 8000 SYP	NA	C 60 SYP
Thaheriya	B 8000 SYP	5000 SYP	D 240 SYP	B 8000 SYP	NA	D 240 SYP
	F 70000 SYP	NA	F 70000 SYP	F 65000 SYP	NA	F 65000 SYP

Motaram

B 8000 SYP	NA
C 55 SYP	5500 SYP
D 240 SYP	NA
F 65000 SYP	NA

Nahliya

B 8000 SYP	2800 SYP
C 60 SYP	5000 SYP
D 240 SYP	NA
F 70000 SYP	NA

- Most common electricity source
- Main network
 - Generator
 - No source
 - Solar alternative
 - No information

- Fuel Prices (SYP)*
- B** Butane (cannister)
 - C** Coal (1kg)
 - D** Diesel (1 litre)
 - F** Firewood (1 tonne)

- NFI Prices (SYP)*
- Cement (50kg)
 - Floor mat (3*4m)
 - Plastic tarpaulin (1m²)
 - Tent (5 persons)
- NA: not available for purchase

Shelter

- Most common shelter
- Independent apartment or house
 - Shared apartment or house
 - Unfinished apartment or house
 - Tent
 - Private space not for shelter
 - Cave/natural shelter
 - Collective public space not for shelter
 - No IDPs
 - No information
- Min - Max: rent paid per room (where known)

Community	NDPs	IDPs	Min - Max: rent paid per room (where known)
Korin			3000 - 3500 SYP
Thaheriya			1500 - 2000 SYP
Motaram			2500 - 3500 SYP
Nahliya			2500 - 3000 SYP

Livelihoods

Most common sources of income

Most common strategies used to cope with lack of income / resources

Community	Most common sources of income	Most common strategies used to cope with lack of income / resources
Korin	Daily employment Business/trade Support from family/friends	Children sent to work/beg Borrowing from family/friends
Motaram	Daily employment Farm owning Business/trade	Children sent to work/beg Borrowing from family/friends Selling household assets
Nahliya	Daily employment Farm owning Business/trade	Children sent to work/beg
Thaheriya	Daily employment Farm owning Business/trade	Children sent to work/beg Borrowing from family/friends

Korin
No lack of fuel

Motaram
No lack of fuel

Nahliya
No lack of fuel

Most common strategies used to cope with a lack of fuel

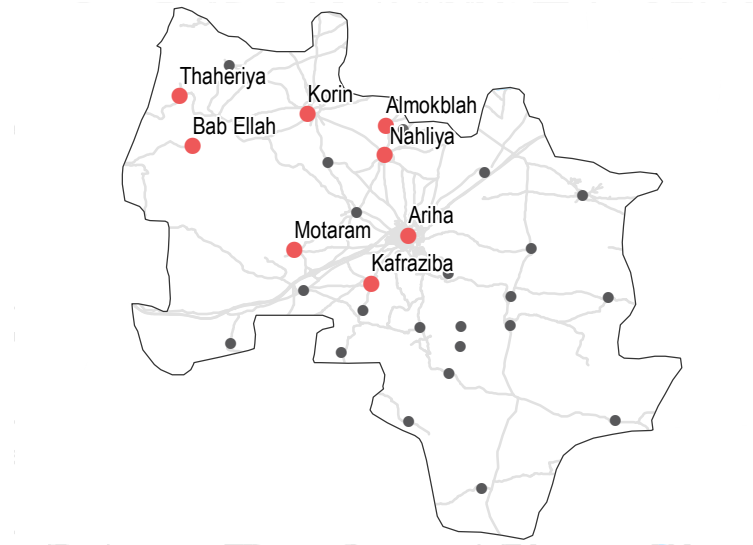
Thaheriya
Burning furniture in use
Burning clothes
Burning plastics

WASH

- Most common water source**
- Water is safe to drink
 - Water tastes/smells bad
 - People sick after drinking
 - No information
- Sufficiency of available water to meet household needs**
- Sufficient
 - Insufficient
 - No information
- Most common method of garbage disposal**
- Left in street / public area

- Korin**
- Water trucking
 - Public free collection
- Motaram**
- Water trucking
 - Public free collection
- Nahliya**
- Water trucking
 - Private paid collection
- Thaheriya**
- Water trucking
 - Left in street / public area

• 8/28 communities assessed (4 communities are shown on the previous factsheet): Korin, Motaram, Nahliya, Thaheriya



Education

- Status of primary schools in village**
- Functioning
 - Not functioning
 - Not available
 - No information
- Barriers to accessing education services**
- Lack of teaching staff
 - Lack of school supplies

- Nahliya**
- Most children accessed education
- Thaheriya**
- Lack of teaching staff
 - Lack of school supplies
 - No spaces available

- Korin**
- Lack of teaching staff
 - Lack of school supplies

- Motaram**
- Lack of teaching staff
 - Lack of school supplies
 - Unsafe route to services

Health

- Most common health problems**
- Chronic diseases
 - Pregnancy related diseases
 - Acute respiratory infections
- Most common barriers to accessing healthcare**
- No difficulties reported

Community	Most common health problems	Most common barriers to accessing healthcare
Korin	Chronic diseases Pregnancy related diseases Acute respiratory infections	No difficulties reported
Motaram	Chronic diseases Acute respiratory infections Severe diseases affecting those aged less than 5	Security concerns around travel High cost of transportation Lack of transportation
Nahliya	Skin diseases Chronic diseases Pregnancy related diseases	High cost of transportation Lack of transportation
Thaheriya	Skin diseases Chronic diseases Acute respiratory infections	No facilities in the area

Food Security

- Korin**
- Bread: no info
 - Rice: 350 SYP
 - Lentils: 400 SYP
 - Sugar: 450 SYP
 - Cooking oil: 600 SYP
- Shops**
- No difficulties reported
 - Private bakeries unavailable
- Motaram**
- Bread: 125 SYP
 - Rice: 350 SYP
 - Lentils: 400 SYP
 - Sugar: 450 SYP
 - Cooking oil: 600 SYP
- Government distribution**
- No difficulties reported
 - Private bakeries unavailable
- Nahliya**
- Bread: 125 SYP
 - Rice: 400 SYP
 - Lentils: 400 SYP
 - Sugar: 450 SYP
 - Cooking oil: 600 SYP
- Government distribution**
- No difficulties reported
 - Private bakeries unavailable
- Thaheriya**
- Bread: no info
 - Rice: 300 SYP
 - Lentils: 400 SYP
 - Sugar: 450 SYP
 - Cooking oil: 600 SYP
- Shops**
- No difficulties reported
 - Private bakeries unavailable

- Main challenges to obtaining food**
- No challenges
 - Some foods unavailable
 - Local production decreased
 - Lack of access to markets
 - Some foods expensive
 - Lack of resources to buy food
 - Lack of access to fuel
 - Cooking fuel unavailable
 - No information
- Bread (public): 1 pack**
- Rice: 1kg**
- Lentils: 1kg**
- Sugar: 1kg**
- Cooking oil: 1 litre**
- Access to bread**
- Most common source of bread
 - Most common barriers to accessing bread
 - Number of days, per month, where bread from private bakeries was unavailable

Armanaz, Idleb Governorate

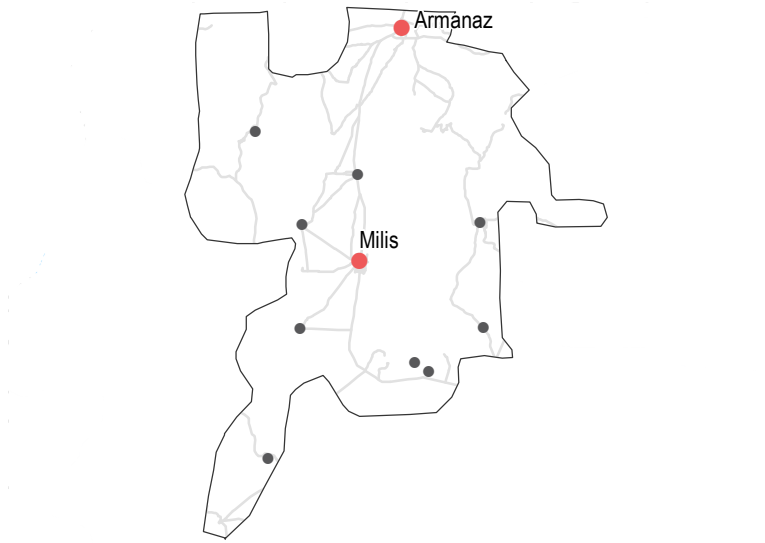
October 2017

Displacement

- % of pre-conflict population remaining
- % of population that are female
- % of female-headed households
- IDPs living in village
- New IDP arrivals
- Returnees

Armanaz					
76-100%	26-50%	1-25%	Yes	No	No
Milis					
76-100%	26-50%	1-25%	Yes	Yes	No

• 2/11 communities assessed : Armanaz, Milis



NFIs

Armanaz

B 7500 SYP	3200 SYP
C 350 SYP	2500 SYP
D 270 SYP	400 SYP
F 55000 SYP	NA

Milis

B 7700 SYP	3200 SYP
C 350 SYP	2500 SYP
D 270 SYP	400 SYP
F 60000 SYP	NA

- Most common electricity source
- Main network
 - Generator
 - No source
 - Solar alternative
 - No information
- Fuel Prices (SYP)*
- B** Butane (cannister)
 - C** Coal (1kg)
 - D** Diesel (1 litre)
 - F** Firewood (1 tonne)
- NFI Prices (SYP)*
- Cement (50kg)
 - Floor mat (3*4m)
 - Plastic tarpaulin (1m²)
 - Tent (5 persons)
- NA: not available for purchase

Shelter

- Most common shelter
- Independent apartment or house
 - Shared apartment or house
 - Unfinished apartment or house
 - Tent
 - Private space not for shelter
 - Cave/natural shelter
 - Collective public space not for shelter
 - No IDPs
 - No information
- Min - Max: rent paid per room (where known)

Armanaz	
NDPs	IDPs
No info	
Milis	
NDPs	IDPs
2000 - 3000 SYP	

Livelihoods

- Most common sources of income
- Most common strategies used to cope with lack of income / resources

Armanaz	Daily employment Farm owning Business/trade	Children sent to work/beg Taking loans/buying on credit
Milis	Daily employment Farm owning Business/trade	Children sent to work/beg Taking loans/buying on credit

Armanaz
No lack of fuel

Milis
No lack of fuel

Most common strategies used to cope with a lack of fuel

Armanaz, Idleb Governorate

October 2017

WASH

- Most common water source**
- Water is safe to drink
 - Water tastes/smells bad
 - People sick after drinking
 - No information
- Sufficiency of available water to meet household needs**
- Sufficient
 - Insufficient
 - No information
- Most common method of garbage disposal**
- Disposed at designated site

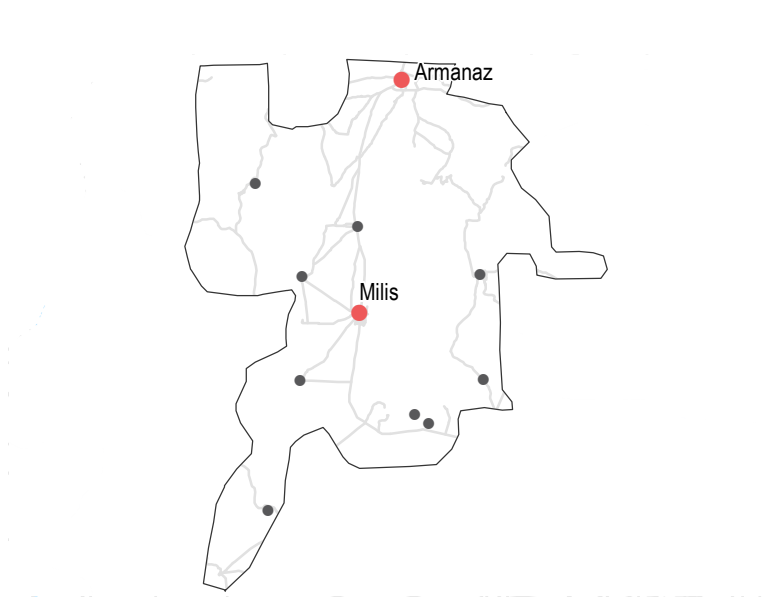
Armanaz

- Network
- Private paid collection

Milis

- Network
- Disposed at designated site

• 2/11 communities assessed : Armanaz, Milis



Food Security

Armanaz

- Public bakeries
 - No difficulties reported
 - 1 to 10
- Bread: 150 SYP
Rice: 500 SYP
Lentils: 500 SYP
Sugar: 500 SYP
Cooking oil: 800 SYP

Milis

- Public bakeries
 - No difficulties reported
 - 1 to 10
- Bread: 150 SYP
Rice: 500 SYP
Lentils: 500 SYP
Sugar: 500 SYP
Cooking oil: 800 SYP

Main challenges to obtaining food

- No challenges
- Some foods unavailable
- Local production decreased
- Lack of access to markets
- Some foods expensive
- Lack of resources to buy food
- Lack of access to fuel
- Cooking fuel unavailable
- No information

Bread (public): 1 pack
Rice: 1kg
Lentils: 1kg
Sugar: 1kg
Cooking oil: 1 litre

Access to bread

- Most common source of bread
- Most common barriers to accessing bread
- Number of days, per month, where bread from private bakeries was unavailable

Education

- Status of primary schools in village**
- Functioning
 - Not functioning
 - Not available
 - No information
- Barriers to accessing education services**

Armanaz

Most children accessed education

Milis

Most children accessed education

Health

Most common health problems

Most common barriers to accessing healthcare

Armanaz

- Acute respiratory infections
- Fever
- Severe diseases affecting those aged less than 5

No difficulties reported

Milis

- Injuries
- Fever
- Severe diseases affecting those aged less than 5

No difficulties reported

Badama, Idleb Governorate

October 2017

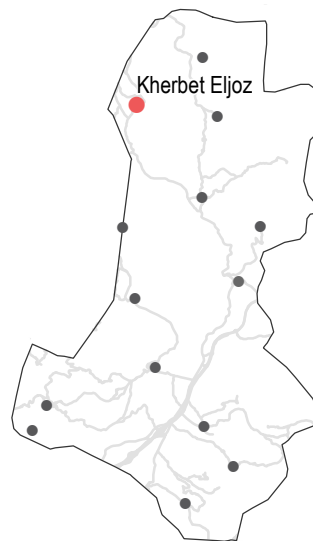
Displacement

- % of pre-conflict population remaining
- % of population that are female
- % of female-headed households
- IDPs living in village
- New IDP arrivals
- Returnees

Kherbet Eljoz

51-75% 26-50% 1-25%
 Yes Yes No

• 1/13 community assessed : Kherbet Eljoz



NFIs

Lightbulb Kherbet Eljoz

B 8000 SYP 3000 SYP
C NA 5000 SYP
D 275 SYP NA
F 70000 SYP NA

Most common electricity source

- Main network
- Generator
- No source
- Solar alternative
- No information

Fuel Prices (SYP)*

- B** Butane (cannister)
- C** Coal (1kg)
- D** Diesel (1 litre)
- F** Firewood (1 tonne)

NFI Prices (SYP)*

- Cement (50kg)
- Floor mat (3*4m)
- Plastic tarpaulin (1m²)
- Tent (5 persons)

NA: not available for purchase

Shelter

- Most common shelter
 - Independent apartment or house
 - Shared apartment or house
 - Unfinished apartment or house
 - Tent
 - Private space not for shelter
 - Cave/natural shelter
 - Collective public space not for shelter
 - No IDPs
 - No information
- Min - Max: rent paid per room (where known)

Kherbet Eljoz

NDPs IDPs

 15000 - 20000 SYP

Livelihoods

Most common sources of income

Kherbet Eljoz
Daily employment
High risk/illegal work

Most common strategies used to cope with lack of income / resources

Borrowing from family/friends
High risk/illegal work

Fire Kherbet Eljoz

Burning furniture in use
Burning clothes
Burning plastics

Most common strategies used to cope with a lack of fuel

Badama, Idleb Governorate

October 2017

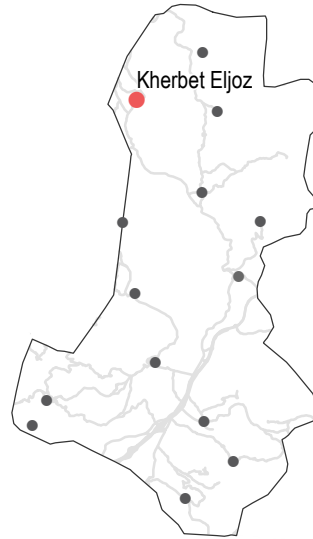
WASH

- Most common water source
- Status of water source
 - Water is safe to drink
 - Water tastes/smells bad
 - People sick after drinking
 - No information
- Sufficiency of available water to meet household needs
 - Sufficient
 - Insufficient
 - No information
- Most common method of garbage disposal

Kherbet Eljoz

- Water trucking
- Private paid collection

• 1/13 community assessed : Kherbet Eljoz



Food Security

Kherbet Eljoz

- Bread: 125 SYP
- Rice: 400 SYP
- Lentils: 400 SYP
- Sugar: 400 SYP
- Cooking oil: 600 SYP
- Government distribution
- No difficulties reported
- 0

Main challenges to obtaining food

- No challenges
- Some foods unavailable
- Local production decreased
- Lack of access to markets
- Some foods expensive
- Lack of resources to buy food
- Lack of access to fuel
- Cooking fuel unavailable
- No information

Bread (public): 1 pack
 Rice: 1kg
 Lentils: 1kg
 Sugar: 1kg
 Cooking oil: 1 litre

Access to bread

- Most common source of bread
- Most common barriers to accessing bread
- Number of days, per month, where bread from private bakeries was unavailable

Education

- Status of primary schools in village
 - Functioning
 - Not functioning
 - Not available
 - No information
- Barriers to accessing education services

Kherbet Eljoz

Most children accessed education

Health

- Most common health problems

Diarrhoea
 Acute respiratory infections
 Severe diseases affecting those aged less than 5

- Most common barriers to accessing healthcare

No difficulties reported

Kherbet Eljoz

Bennsh, Idleb Governorate

October 2017

Displacement

- % of pre-conflict population remaining
- % of population that are female
- % of female-headed households
- IDPs living in village
- New IDP arrivals
- Returnees

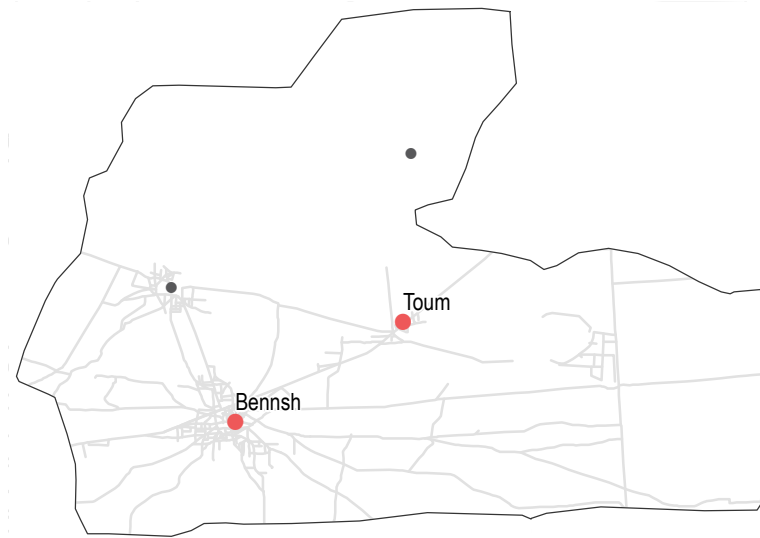
Bennsh

- 51-75% 51-75% 1-25%
- Yes No No

Toum

- 76-100% 51-75% 1-25%
- Yes No No

• 2/4 communities assessed : Bennsh, Toum



NFIs

Bennsh

- B** 7500 SYP 2650 SYP
- C** NA 6000 SYP
- D** 260 SYP 500 SYP
- F** NA 23500 SYP

Toum

- B** 7500 SYP 2650 SYP
- C** NA 6000 SYP
- D** 265 SYP 550 SYP
- F** NA 23000 SYP

Most common electricity source

- Main network
- Generator
- No source
- Solar alternative
- No information

Fuel Prices (SYP)*

- B** Butane (cannister)
- C** Coal (1kg)
- D** Diesel (1 litre)
- F** Firewood (1 tonne)

NFI Prices (SYP)*

- Cement (50kg)
- Floor mat (3*4m)
- Plastic tarpaulin (1m²)
- Tent (5 persons)

NA: not available for purchase

Shelter

Most common shelter

- Independent apartment or house
 - Shared apartment or house
 - Unfinished apartment or house
 - Tent
 - Private space not for shelter
 - Cave/natural shelter
 - Collective public space not for shelter
 - No IDPs
 - No information
- Min - Max: rent paid per room (where known)

Bennsh

- NDPs
- IDPs
- 4000 - 6000 SYP

Toum

- NDPs
- IDPs
- 3000 - 5000 SYP

Livelihoods

Most common sources of income

Most common strategies used to cope with lack of income / resources

Bennsh

- Daily employment
- Farm owning
- Business/trade

- Borrowing from family/friends
- Selling household assets
- Skipping meals

Toum

- Daily employment
- Farm owning
- Business/trade

- Borrowing from family/friends
- Selling household assets
- Skipping meals

Bennsh

No lack of fuel

Toum

No lack of fuel

Most common strategies used to cope with a lack of fuel

WASH

- Most common water source**
- Water is safe to drink
 - Water tastes/smells bad
 - People sick after drinking
 - No information
- Sufficiency of available water to meet household needs**
- Sufficient
 - Insufficient
 - No information
- Most common method of garbage disposal**
- Public free collection

- Bennsh**
- Water trucking
 - Public free collection
- Toum**
- Water trucking
 - Public free collection

• 2/4 communities assessed : Bennsh, Toum



Food Security

Bennsh

- Public bakeries
 - No difficulties reported
 - 1 to 10
- Bread: 125 SYP
Rice: 550 SYP
Lentils: 550 SYP
Sugar: 425 SYP
Cooking oil: 600 SYP

Toum

- Public bakeries
 - No difficulties reported
 - 1 to 10
- Bread: 100 SYP
Rice: 550 SYP
Lentils: 550 SYP
Sugar: 425 SYP
Cooking oil: 600 SYP

Main challenges to obtaining food

- No challenges
 - Some foods unavailable
 - Local production decreased
 - Lack of access to markets
 - Some foods expensive
 - Lack of resources to buy food
 - Lack of access to fuel
 - Cooking fuel unavailable
 - No information
- Bread (public): 1 pack
Rice: 1kg
Lentils: 1 kg
Sugar: 1kg
Cooking oil: 1 litre

Access to bread

- Most common source of bread
- Most common barriers to accessing bread
- Number of days, per month, where bread from private bakeries was unavailable

Education

- Status of primary schools in village**
- Functioning
 - Not functioning
 - Not available
 - No information
- Barriers to accessing education services**

Bennsh
Most children accessed education

Toum
Most children accessed education

Health

- Most common health problems
- Most common barriers to accessing healthcare

Bennsh

Chronic diseases
Injuries

No difficulties reported

Toum

Chronic diseases
Acute respiratory infections

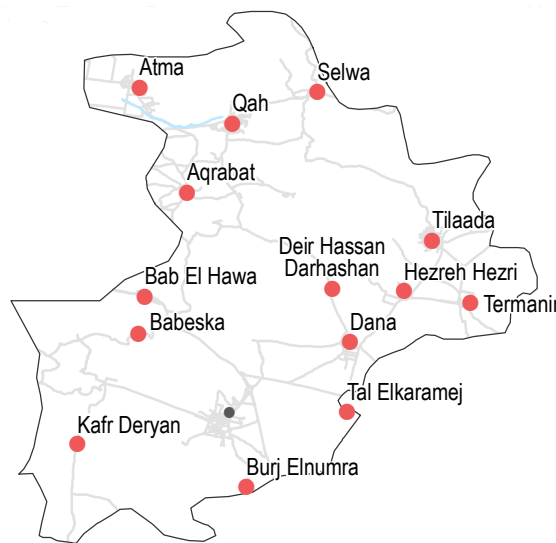
No facilities in the area
High cost of transportation
Lack of transportation

Displacement

- % of pre-conflict population remaining
- % of population that are female
- % of female-headed households
- IDPs living in village
- New IDP arrivals
- Returnees

Community	% of pre-conflict population remaining	% of population that are female	% of female-headed households	IDPs living in village	New IDP arrivals	Returnees
Aqrabat	76-100%	51-75%	1-25%	Yes	No	No
Atma	76-100%	51-75%	1-25%	Yes	No	No
Bab El Hawa	76-100%	51-75%	1-25%	Yes	No	No
Babeska	76-100%	51-75%	1-25%	Yes	No	No
Burj Elnumra	76-100%	51-75%	1-25%	Yes	No	No

• 14/15 communities assessed (9 communities are shown on the next two factsheets): Aqrabat, Atma, Bab El Hawa, Babeska, Burj Elnumra



Shelter

- Independent apartment or house
- Shared apartment or house
- Unfinished apartment or house
- Tent
- Private space not for shelter
- Cave/natural shelter
- Collective public space not for shelter
- No IDPs
- No information
- Min - Max: rent paid per room (where known)

Community	Most common shelter	Min - Max: rent paid per room (where known)
Aqrabat	Independent apartment or house	10000 - 12000 SYP
Atma	Independent apartment or house	12000 - 15000 SYP
Bab El Hawa	No IDPs	7000 - 10000 SYP
Babeska	Independent apartment or house	8000 - 12000 SYP
Burj Elnumra	Independent apartment or house	5000 - 7000 SYP

Livelihoods

- Most common sources of income

- Most common strategies used to cope with lack of income / resources

Community	Most common sources of income	Most common strategies used to cope with lack of income / resources
Aqrabat	Farm owning Business/trade Remittances	Borrowing from family/friends Skipping meals Reducing meal size
Atma	Farm owning Business/trade Remittances	Borrowing from family/friends Skipping meals Reducing meal size
Bab El Hawa	Farm owning Business/trade Remittances	Borrowing from family/friends Skipping meals Reducing meal size
Babeska	Farm owning Business/trade Remittances	Borrowing from family/friends Skipping meals Reducing meal size
Burj Elnumra	Farm owning Business/trade Support from family/friends	Borrowing from family/friends Skipping meals Reducing meal size

NFIs

Community	Electricity source	Fuel Prices (SYP)*	NFI Prices (SYP)*
Aqrabat	B 6600 SYP C 35 SYP D 250 SYP F 65000 SYP	B 2700 SYP C 5500 SYP D 250 SYP F 25000 SYP	B 2650 SYP C 35 SYP D 255 SYP F 55000 SYP
Babeska	B 7000 SYP C 40 SYP D 270 SYP F 65000 SYP	B 2700 SYP C 6000 SYP D 250 SYP F 25000 SYP	B 6700 SYP C 40 SYP D 265 SYP F 65000 SYP
Atma	B 6500 SYP C 35 SYP D 255 SYP F 55000 SYP	B 2650 SYP C 6000 SYP D 250 SYP F 25000 SYP	B 2650 SYP C 35 SYP D 255 SYP F 55000 SYP
Burj Elnumra	B 6700 SYP C 40 SYP D 265 SYP F 65000 SYP	B 2700 SYP C 6500 SYP D 250 SYP F 25000 SYP	B 6700 SYP C 40 SYP D 265 SYP F 65000 SYP
Bab El Hawa	B 7100 SYP C 40 SYP D 275 SYP F 65000 SYP	B 2750 SYP C 5500 SYP D 250 SYP F 23000 SYP	B 2750 SYP C 5500 SYP D 250 SYP F 23000 SYP

- Most common electricity source
- Main network
- Generator
- No source
- Solar alternative
- No information
- Fuel Prices (SYP)*
- B** Butane (cannister)
- C** Coal (1kg)
- D** Diesel (1 litre)
- F** Firewood (1 tonne)
- NFI Prices (SYP)*
- Cement (50kg)
- Floor mat (3*4m)
- Plastic tarpaulin (1m²)
- Tent (5 persons)
- NA: not available for purchase

Community	Most common strategies used to cope with a lack of fuel
Aqrabat	No lack of fuel
Atma	No lack of fuel
Babeska	No lack of fuel
Bab El Hawa	No lack of fuel
Burj Elnumra	No lack of fuel

Dana 1/3, Idleb Governorate

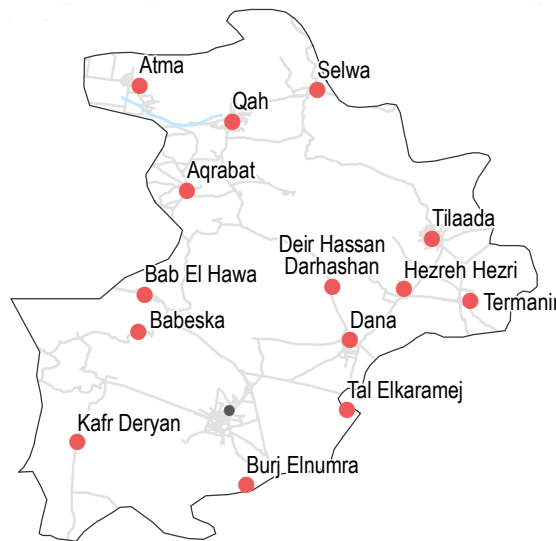
October 2017

WASH

- Most common water source
- Status of water source
 - Water is safe to drink
 - Water tastes/smells bad
 - People sick after drinking
 - No information
- Sufficiency of available water to meet household needs
 - Sufficient
 - Insufficient
 - No information
- Most common method of garbage disposal

- Aqrabat**
 - Water trucking
 - Public free collection
- Atma**
 - Water trucking
 - Public free collection
- Bab El Hawa**
 - Water trucking
 - Public free collection
- Babeska**
 - Water trucking
 - Public free collection
- Burj Elnumra**
 - Water trucking
 - Public free collection

• 14/15 communities assessed (9 communities are shown on the next two factsheets): Aqrabat, Atma, Bab El Hawa, Babeska, Burj Elnumra



Education

- Status of primary schools in village
 - Functioning
 - Not functioning
 - Not available
 - No information
- Barriers to accessing education services
- Aqrabat**
 - Most children accessed education
- Atma**
 - Most children accessed education

- Bab El Hawa**
 - Most children accessed education
- Babeska**
 - Most children accessed education
- Burj Elnumra**
 - Most children accessed education

Health

	Most common health problems	Most common barriers to accessing healthcare
Aqrabat	Pregnancy related diseases Maternal health issues Severe diseases affecting those aged less than 5	No difficulties reported
Atma	Pregnancy related diseases Maternal health issues Severe diseases affecting those aged less than 5	No difficulties reported
Bab El Hawa	Pregnancy related diseases Maternal health issues Severe diseases affecting those aged less than 5	No difficulties reported
Babeska	Pregnancy related diseases Maternal health issues Severe diseases affecting those aged less than 5	No difficulties reported
Burj Elnumra	Pregnancy related diseases Maternal health issues Severe diseases affecting those aged less than 5	No difficulties reported

Food Security

Community	Food Security Data	Main challenges to obtaining food
Aqrabat	Bread: no info Rice: 300 SYP Lentils: 350 SYP Sugar: 350 SYP Cooking oil: 500 SYP	Private bakeries No difficulties reported 0
Atma	Bread: no info Rice: 300 SYP Lentils: 350 SYP Sugar: 350 SYP Cooking oil: 500 SYP	Private bakeries No difficulties reported 0
Bab El Hawa	Bread: no info Rice: 300 SYP Lentils: 300 SYP Sugar: 350 SYP Cooking oil: 500 SYP	Shops No difficulties reported Private bakeries unavailable
Babeska	Bread: no info Rice: 300 SYP Lentils: 350 SYP Sugar: 360 SYP Cooking oil: 500 SYP	Shops No difficulties reported Private bakeries unavailable
Burj Elnumra	Bread: no info Rice: 300 SYP Lentils: 350 SYP Sugar: 350 SYP Cooking oil: 500 SYP	Private bakeries No difficulties reported Private bakeries unavailable

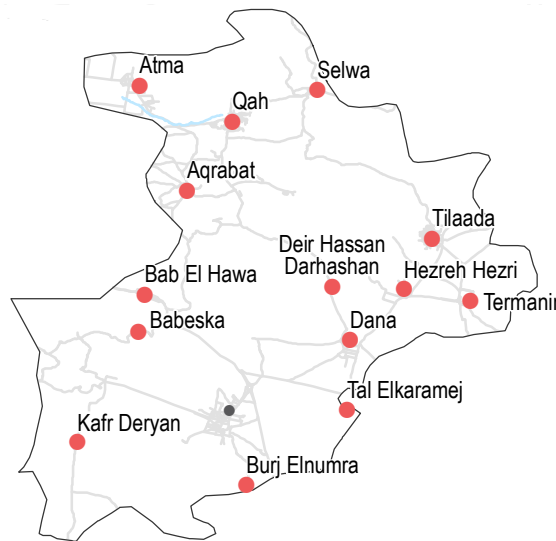
- Main challenges to obtaining food
 - No challenges
 - Some foods unavailable
 - Local production decreased
 - Lack of access to markets
 - Some foods expensive
 - Lack of resources to buy food
 - Lack of access to fuel
 - Cooking fuel unavailable
 - No information
- Bread (public): 1 pack
- Rice: 1kg
- Lentils: 1 kg
- Sugar: 1kg
- Cooking oil: 1 litre
- Access to bread
 - Most common source of bread
 - Most common barriers to accessing bread
 - Number of days, per month, where bread from private bakeries was unavailable

Displacement

- % of pre-conflict population remaining
- % of population that are female
- % of female-headed households
- IDPs living in village
- New IDP arrivals
- Returnees

Community	% of pre-conflict population remaining	% of population that are female	% of female-headed households	IDPs living in village	New IDP arrivals	Returnees
Dana	76-100%	51-75%	1-25%	Yes	No	No
Deir Hassan Darhashan	76-100%	51-75%	1-25%	Yes	No	No
Hezreh Hezri	76-100%	51-75%	1-25%	Yes	No	No
Kafr Deryan	76-100%	51-75%	1-25%	Yes	Yes	No
Qah	76-100%	51-75%	1-25%	Yes	No	No

• 14/15 communities assessed (5 communities are shown on the previous factsheet, 4 communities are shown on the next factsheet): Dana, Deir Hassan Darhashan, Hezreh Hezri, Kafr Deryan, Qah



Shelter

- Independent apartment or house
- Shared apartment or house
- Unfinished apartment or house
- Tent
- Private space not for shelter
- Cave/natural shelter
- Collective public space not for shelter
- No IDPs
- No information
- Min - Max: rent paid per room (where known)

Community	NDPs	IDPs
Dana	10000	15000 SYP
Kafr Deryan	10000	12000 SYP
Deir Hassan Darhashan	7000	10000 SYP
Qah	8000	12000 SYP
Hezreh Hezri	7000	10000 SYP

Livelihoods

Most common sources of income

Most common strategies used to cope with lack of income / resources

Community	Most common sources of income	Most common strategies used to cope with lack of income / resources
Dana	Farm owning Business/trade Savings	Borrowing from family/friends Skipping meals Reducing meal size
Deir Hassan Darhashan	Farm owning Business/trade Remittances	Borrowing from family/friends Skipping meals Reducing meal size
Hezreh Hezri	Farm owning Business/trade Remittances	Borrowing from family/friends Skipping meals Reducing meal size
Kafr Deryan	Farm owning Business/trade Remittances	Borrowing from family/friends Skipping meals Reducing meal size
Qah	Farm owning Business/trade Support from family/friends	Borrowing from family/friends Skipping meals Reducing meal size

NFIs

Community	B	C	D	F
Dana	6500 SYP	35 SYP	250 SYP	55000 SYP
Deir Hassan Darhashan	6600 SYP	35 SYP	250 SYP	55000 SYP
Hezreh Hezri	6500 SYP	35 SYP	250 SYP	60000 SYP

- Most common electricity source
- Main network
- Generator
- No source
- Solar alternative
- No information
- Fuel Prices (SYP)*
- B** Butane (cannister)
- C** Coal (1kg)
- D** Diesel (1 litre)
- F** Firewood (1 tonne)
- NFI Prices (SYP)*
- Cement (50kg)
- Floor mat (3*4m)
- Plastic tarpaulin (1m²)
- Tent (5 persons)
- NA: not available for purchase

Community	Most common strategies used to cope with a lack of fuel
Dana	No lack of fuel
Deir Hassan Darhashan	No lack of fuel
Kafr Deryan	No lack of fuel
Hezreh Hezri	No lack of fuel
Qah	No lack of fuel

Dana 2/3, Idleb Governorate

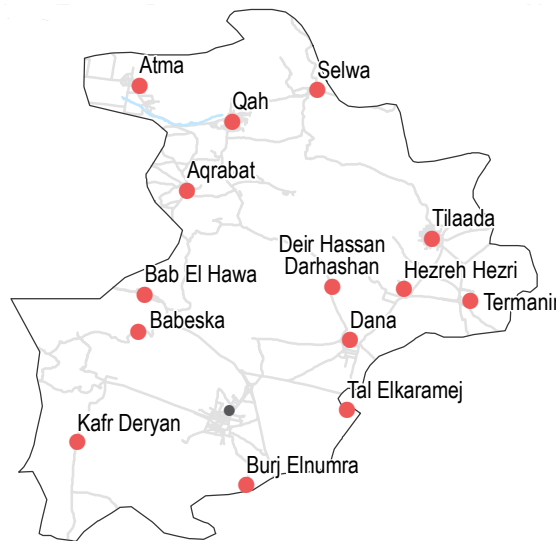
October 2017

WASH

- Most common water source**
- Status of water source**
- Water is safe to drink
 - Water tastes/smells bad
 - People sick after drinking
 - No information
- Sufficiency of available water to meet household needs**
- Sufficient
 - Insufficient
 - No information
- Most common method of garbage disposal**

- Dana**
- Water trucking
 - Public free collection
- Deir Hassan Darhashan**
- Water trucking
 - Public free collection
- Hezreh Hezri**
- Water trucking
 - Public free collection
- Kafr Deryan**
- Water trucking
 - Public free collection
- Qah**
- Water trucking
 - Public free collection

• 14/15 communities assessed (5 communities are shown on the previous factsheet, 4 communities are shown on the next factsheet): Dana, Deir Hassan Darhashan, Hezreh Hezri, Kafr Deryan, Qah



Education

- Status of primary schools in village**
- Functioning
 - Not functioning
 - Not available
 - No information
- Barriers to accessing education services**
- Dana**
- Most children accessed education

- Hezreh Hezri**
- Most children accessed education
- Kafr Deryan**
- Most children accessed education
- Qah**
- Most children accessed education

- Deir Hassan Darhashan**
- Most children accessed education

Health

	Most common health problems	Most common barriers to accessing healthcare
Dana	Pregnancy related diseases Maternal health issues Severe diseases affecting those aged less than 5	No difficulties reported
Deir Hassan Darhashan	Pregnancy related diseases Maternal health issues Severe diseases affecting those aged less than 5	No difficulties reported
Hezreh Hezri	Pregnancy related diseases Maternal health issues Severe diseases affecting those aged less than 5	No difficulties reported
Kafr Deryan	Pregnancy related diseases Maternal health issues Severe diseases affecting those aged less than 5	No difficulties reported
Qah	Pregnancy related diseases Maternal health issues Severe diseases affecting those aged less than 5	No difficulties reported

Food Security

- Dana**
- Bread: no info
 - Rice: 300 SYP
 - Lentils: 320 SYP
 - Sugar: 350 SYP
 - Cooking oil: 500 SYP
- Private bakeries
 - No difficulties reported
- Deir Hassan Darhashan**
- Bread: no info
 - Rice: 300 SYP
 - Lentils: 350 SYP
 - Sugar: 350 SYP
 - Cooking oil: 500 SYP
- Private bakeries
 - No difficulties reported
- Hezreh Hezri**
- Bread: no info
 - Rice: 300 SYP
 - Lentils: 350 SYP
 - Sugar: 350 SYP
 - Cooking oil: 500 SYP
- Private bakeries
 - No difficulties reported
- Kafr Deryan**
- Bread: no info
 - Rice: 300 SYP
 - Lentils: 350 SYP
 - Sugar: 350 SYP
 - Cooking oil: 500 SYP
- Private bakeries
 - No difficulties reported
- Qah**
- Bread: no info
 - Rice: 300 SYP
 - Lentils: 300 SYP
 - Sugar: 350 SYP
 - Cooking oil: 500 SYP
- Private bakeries
 - No difficulties reported

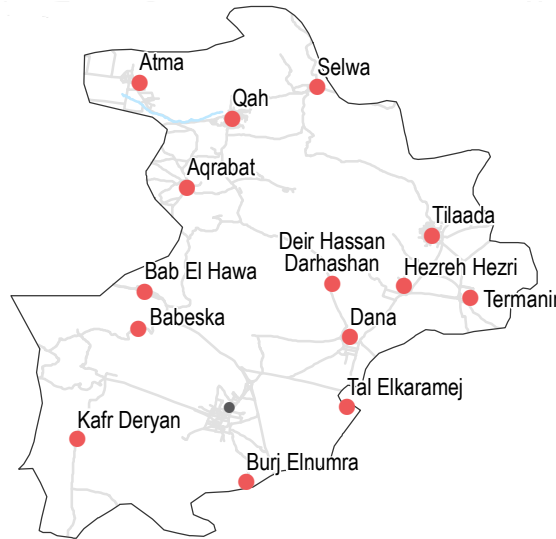
- Main challenges to obtaining food**
- No challenges
 - Some foods unavailable
 - Local production decreased
 - Lack of access to markets
 - Some foods expensive
 - Lack of resources to buy food
 - Lack of access to fuel
 - Cooking fuel unavailable
 - No information
- Bread (public): 1 pack**
- Rice: 1kg**
- Lentils: 1 kg**
- Sugar: 1kg**
- Cooking oil: 1 litre**
- Access to bread**
- Most common source of bread
 - Most common barriers to accessing bread
 - Number of days, per month, where bread from private bakeries was unavailable

Displacement

- % of pre-conflict population remaining
- % of population that are female
- % of female-headed households
- IDPs living in village
- New IDP arrivals
- Returnees

Community	% of pre-conflict population remaining	% of population that are female	% of female-headed households	IDPs living in village	New IDP arrivals	Returnees
Selwa	76-100%	51-75%	1-25%	Yes	No	No
Tal Elkaramej	76-100%	51-75%	1-25%	Yes	No	No
Termanin	76-100%	51-75%	1-25%	Yes	No	No
Tilaada	76-100%	51-75%	1-25%	Yes	No	No

• 14/15 communities assessed (10 communities are shown on the previous two factsheets): Selwa, Tal Elkaramej, Termanin, Tilaada



NFIs

Community	Butane (cannister)	Coal (1kg)	Diesel (1 litre)	Firewood (1 tonne)
Selwa	B 6700 SYP	C 35 SYP	D 250 SYP	F 55000 SYP
Tilaada	B 6500 SYP	C 35 SYP	D 250 SYP	F 65000 SYP
Tal Elkaramej	B 6600 SYP	C 35 SYP	D 250 SYP	F 65000 SYP
Termanin	B 6600 SYP	C 35 SYP	D 250 SYP	F 55000 SYP

- Most common electricity source
- Main network
 - Generator
 - No source
 - Solar alternative
 - No information
- Fuel Prices (SYP)*
- B** Butane (cannister)
 - C** Coal (1kg)
 - D** Diesel (1 litre)
 - F** Firewood (1 tonne)
- NFI Prices (SYP)*
- Cement (50kg)
 - Floor mat (3*4m)
 - Plastic tarpaulin (1m²)
 - Tent (5 persons)
- NA: not available for purchase

Shelter

- Most common shelter
- Independent apartment or house
 - Shared apartment or house
 - Unfinished apartment or house
 - Tent
 - Private space not for shelter
 - Cave/natural shelter
 - Collective public space not for shelter
 - No IDPs
 - No information
- Min - Max: rent paid per room (where known)

Community	NDPs	IDPs
Selwa	7000 - 10000 SYP	8000 - 12000 SYP
Tal Elkaramej	8000 - 12000 SYP	8000 - 12000 SYP
Termanin	8000 - 10000 SYP	8000 - 10000 SYP

Livelihoods

Community	Most common sources of income	Most common strategies used to cope with lack of income / resources
Selwa	Farm owning Business/trade Remittances	Borrowing from family/friends Reducing meal size Spending days without eating
Tal Elkaramej	Farm owning Business/trade Remittances	Borrowing from family/friends Skipping meals Reducing meal size
Termanin	Farm owning Business/trade Remittances	Borrowing from family/friends Skipping meals Reducing meal size
Tilaada	Farm owning Business/trade Support from family/friends	Borrowing from family/friends Reducing meal size Spending days without eating

- Most common strategies used to cope with a lack of fuel
- Selwa**
No lack of fuel
 - Tal Elkaramej**
No lack of fuel
 - Tilaada**
No lack of fuel
 - Termanin**
No lack of fuel

Dana 3/3, Idleb Governorate

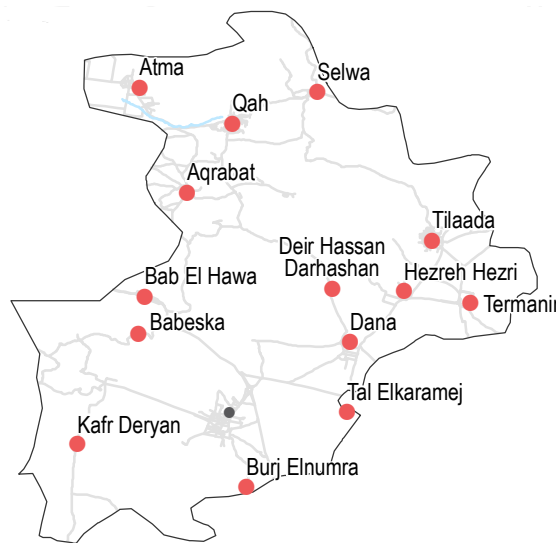
October 2017

WASH

- Most common water source**
- Water is safe to drink
 - Water tastes/smells bad
 - People sick after drinking
 - No information
- Sufficiency of available water to meet household needs**
- Sufficient
 - Insufficient
 - No information
- Most common method of garbage disposal**
- Public free collection

- Selwa**
- Water trucking
 - Public free collection
- Tal Elkaramej**
- Water trucking
 - Public free collection
- Termanin**
- Water trucking
 - Public free collection
- Tilaada**
- Water trucking
 - Public free collection

14/15 communities assessed (10 communities are shown on the previous two factsheets): Selwa, Tal Elkaramej, Termanin, Tilaada



Food Security

Selwa

- Private bakeries
- No difficulties reported
- Bread: no info
- Rice: 300 SYP
- Lentils: 300 SYP
- Sugar: 350 SYP
- Cooking oil: 500 SYP

Tal Elkaramej

- Private bakeries
- No difficulties reported
- Bread: no info
- Rice: 300 SYP
- Lentils: 350 SYP
- Sugar: 300 SYP
- Cooking oil: 500 SYP

Termanin

- Private bakeries
- No difficulties reported
- Bread: no info
- Rice: 300 SYP
- Lentils: 300 SYP
- Sugar: 350 SYP
- Cooking oil: 500 SYP

Tilaada

- Private bakeries
- No difficulties reported
- Bread: no info
- Rice: 300 SYP
- Lentils: 350 SYP
- Sugar: 350 SYP
- Cooking oil: 500 SYP

Main challenges to obtaining food

- No challenges
- Some foods unavailable
- Local production decreased
- Lack of access to markets
- Some foods expensive
- Lack of resources to buy food
- Lack of access to fuel
- Cooking fuel unavailable
- No information

Bread (public): 1 pack
Rice: 1kg
Lentils: 1kg
Sugar: 1kg
Cooking oil: 1 litre

Access to bread

- Most common source of bread
- Most common barriers to accessing bread
- Number of days, per month, where bread from private bakeries was unavailable

Education

- Status of primary schools in village**
- Functioning
 - Not functioning
 - Not available
 - No information
- Barriers to accessing education services**

- Termanin**
- Most children accessed education
- Tilaada**
- Most children accessed education

Selwa

Most children accessed education

Tal Elkaramej

Most children accessed education

Health

- Most common health problems
- Most common barriers to accessing healthcare

Selwa

Pregnancy related diseases
Maternal health issues
Severe diseases affecting those aged less than 5

No difficulties reported

Tal Elkaramej

Pregnancy related diseases
Maternal health issues
Severe diseases affecting those aged less than 5

No difficulties reported

Termanin

Pregnancy related diseases
Maternal health issues
Severe diseases affecting those aged less than 5

No difficulties reported

Tilaada

Pregnancy related diseases
Maternal health issues
Severe diseases affecting those aged less than 5

No difficulties reported

Darkosh 1/2, Idleb Governorate

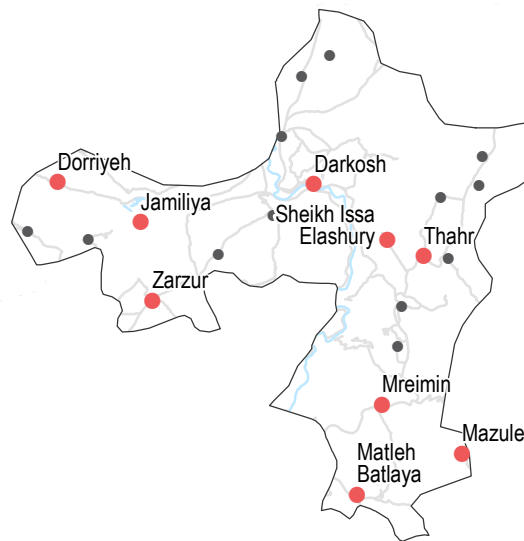
October 2017

Displacement

- % of pre-conflict population remaining
- % of population that are female
- % of female-headed households
- IDPs living in village
- New IDP arrivals
- Returnees

Community	% of pre-conflict population remaining	% of population that are female	% of female-headed households	IDPs living in village	New IDP arrivals	Returnees
Darkosh	76-100%	26-50%	1-25%	Yes	No	No
Dorriyeh	76-100%	26-50%	1-25%	Yes	No	No
Jamiliya	None	26-50%	1-25%	Yes	No	No
Matleh Batlaya	76-100%	26-50%	1-25%	Yes	No	No
Mazuleh	76-100%	26-50%	1-25%	Yes	No	No

• 9/22 communities assessed (4 communities are shown on the next factsheet): Darkosh, Dorriyeh, Jamiliya, Matleh Batlaya, Mazuleh



Shelter

- Independent apartment or house
- Shared apartment or house
- Unfinished apartment or house
- Tent
- Private space not for shelter
- Cave/natural shelter
- Collective public space not for shelter
- No IDPs
- No information
- Min - Max: rent paid per room (where known)

Community	Most common shelter	NDPs	IDPs
Darkosh	Independent apartment or house	3000 - 4000 SYP	3000 - 4000 SYP
Matleh Batlaya	Independent apartment or house	2000 - 3000 SYP	2000 - 3000 SYP
Dorriyeh	Independent apartment or house	3000 - 4000 SYP	3000 - 4000 SYP
Mazuleh	Independent apartment or house	2000 - 3000 SYP	2000 - 3000 SYP
Jamiliya	No IDPs	No info	No info

Livelihoods

Most common sources of income

Most common strategies used to cope with lack of income / resources

Community	Most common sources of income	Most common strategies used to cope with lack of income / resources
Darkosh	Daily employment Farm owning Business/trade	Children sent to work/beg Taking loans/buying on credit
Dorriyeh	Daily employment Farm owning Business/trade	Children sent to work/beg Taking loans/buying on credit
Jamiliya	Daily employment Farm owning Business/trade	Children sent to work/beg Taking loans/buying on credit
Matleh Batlaya	Daily employment Farm owning Business/trade	Children sent to work/beg Taking loans/buying on credit
Mazuleh	Daily employment Farm owning Business/trade	Children sent to work/beg Taking loans/buying on credit

NFIs

Community	Butane (cannister)	Coal (1kg)	Diesel (1 litre)	Firewood (1 tonne)
Darkosh	B 7500 SYP	C 300 SYP	D 280 SYP	F 60000 SYP
Matleh Batlaya	B 7500 SYP	C 350 SYP	D 280 SYP	F 60000 SYP
Dorriyeh	B 8000 SYP	C 350 SYP	D 280 SYP	F 55000 SYP
Jamiliya	B 7800 SYP	C 350 SYP	D 280 SYP	F 60000 SYP
Mazuleh	B 7500 SYP	C 350 SYP	D 270 SYP	F 60000 SYP

- Most common electricity source
- Main network
 - Generator
 - No source
 - Solar alternative
 - No information
- Fuel Prices (SYP)*
- B** Butane (cannister)
 - C** Coal (1kg)
 - D** Diesel (1 litre)
 - F** Firewood (1 tonne)
- NFI Prices (SYP)*
- Cement (50kg)
 - Floor mat (3*4m)
 - Plastic tarpaulin (1m²)
 - Tent (5 persons)
- NA: not available for purchase

Community	Most common strategies used to cope with a lack of fuel
Darkosh	No lack of fuel
Dorriyeh	No lack of fuel
Jamiliya	No lack of fuel
Matleh Batlaya	No lack of fuel
Mazuleh	No lack of fuel

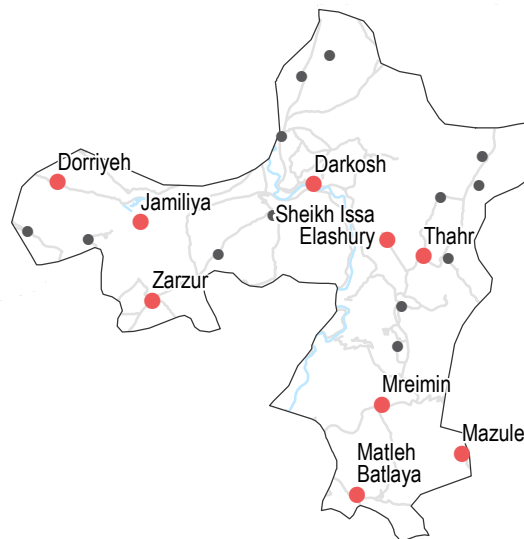
WASH

- Most common water source
- Status of water source
- Water is safe to drink
 - Water tastes/smells bad
 - People sick after drinking
 - No information
- Sufficiency of available water to meet household needs
- Sufficient
 - Insufficient
 - No information
- Most common method of garbage disposal

Darkosh

- Network
 - Disposed at designated site
- Dorriyeh**
- Network
 - Disposed at designated site
- Jamiliya**
- Network
 - Disposed at designated site
- Matleh Batlaya**
- Network
 - Disposed at designated site
- Mazuleh**
- Network
 - Disposed at designated site

• 9/22 communities assessed (4 communities are shown on the next factsheet): Darkosh, Dorriyeh, Jamiliya, Matleh Batlaya, Mazuleh



Education

- Status of primary schools in village
- Functioning
 - Not functioning
 - Not available
 - No information
- Barriers to accessing education services
- Darkosh**
- Most children accessed education
- Dorriyeh**
- Most children accessed education

Jamiliya

- Most children accessed education
- Matleh Batlaya**
- Most children accessed education
- Mazuleh**
- Most children accessed education

Health

- Most common health problems
- Most common barriers to accessing healthcare

Community	Most common health problems	Most common barriers to accessing healthcare
Darkosh	Acute respiratory infections Severe diseases affecting those aged less than 5	No difficulties reported
Dorriyeh	Pregnancy related diseases Injuries Severe diseases affecting those aged less than 5	No difficulties reported
Jamiliya	Pregnancy related diseases Injuries Severe diseases affecting those aged less than 5	No difficulties reported
Matleh Batlaya	Acute respiratory infections Fever Severe diseases affecting those aged less than 5	No difficulties reported
Mazuleh	Pregnancy related diseases Acute respiratory infections Severe diseases affecting those aged less than 5	No difficulties reported

Food Security

Darkosh

- Public bakeries
 - No difficulties reported
- Bread: 150 SYP
 Rice: 500 SYP
 Lentils: 500 SYP
 Sugar: 500 SYP
 Cooking oil: 800 SYP

Dorriyeh

- Public bakeries
 - No difficulties reported
- Bread: 150 SYP
 Rice: 500 SYP
 Lentils: 500 SYP
 Sugar: 500 SYP
 Cooking oil: 800 SYP

Jamiliya

- Public bakeries
 - No difficulties reported
- Bread: 150 SYP
 Rice: 500 SYP
 Lentils: 500 SYP
 Sugar: 500 SYP
 Cooking oil: 800 SYP

Matleh Batlaya

- Public bakeries
 - No difficulties reported
- Bread: 150 SYP
 Rice: 500 SYP
 Lentils: 500 SYP
 Sugar: 500 SYP
 Cooking oil: 800 SYP

Mazuleh

- Public bakeries
 - No difficulties reported
- Bread: 150 SYP
 Rice: 500 SYP
 Lentils: 500 SYP
 Sugar: 500 SYP
 Cooking oil: 800 SYP

Main challenges to obtaining food

- No challenges
- Some foods unavailable
- Local production decreased
- Lack of access to markets
- Some foods expensive
- Lack of resources to buy food
- Lack of access to fuel
- Cooking fuel unavailable
- No information

Bread (public): 1 pack
 Rice: 1kg
 Lentils: 1kg
 Sugar: 1kg
 Cooking oil: 1 litre

Access to bread

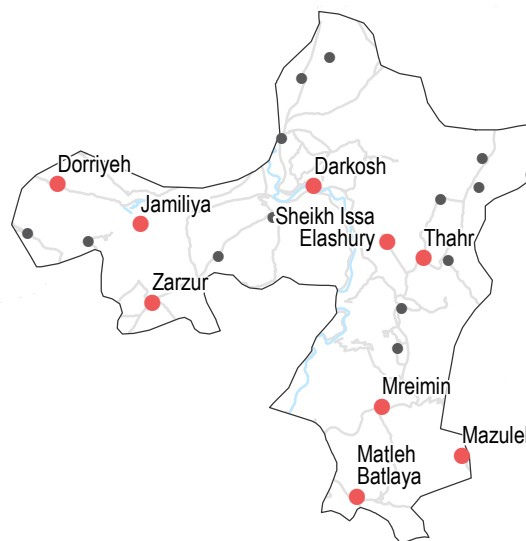
- Most common source of bread
- Most common barriers to accessing bread
- Number of days, per month, where bread from private bakeries was unavailable

Displacement

- % of pre-conflict population remaining
- % of population that are female
- % of female-headed households
- IDPs living in village
- New IDP arrivals
- Returnees

Community	% of pre-conflict population remaining	% of population that are female	% of female-headed households	IDPs living in village	New IDP arrivals	Returnees
Mreimin	76-100%	26-50%	1-25%	Yes	No	No
Sheikh Issa Elashury	76-100%	26-50%	1-25%	Yes	No	No
Thahr	76-100%	26-50%	1-25%	Yes	No	No
Zarzur	76-100%	26-50%	1-25%	Yes	No	No

• 9/22 communities assessed (5 communities are shown on the previous factsheet): Mreimin, Sheikh Issa Elashury, Thahr, Zarzur



NFIs

Community	B	C	D	F
Mreimin	8000 SYP	350 SYP	270 SYP	60000 SYP
Zarzur	8000 SYP	350 SYP	270 SYP	55000 SYP
Sheikh Issa Elashury	8000 SYP	350 SYP	270 SYP	55000 SYP
Thahr	7500 SYP	350 SYP	270 SYP	65000 SYP

- Most common electricity source
- Main network
 - Generator
 - No source
 - Solar alternative
 - No information
- Fuel Prices (SYP)*
- B** Butane (cannister)
 - C** Coal (1kg)
 - D** Diesel (1 litre)
 - F** Firewood (1 tonne)
- NFI Prices (SYP)*
- Cement (50kg)
 - Floor mat (3*4m)
 - Plastic tarpaulin (1m²)
 - Tent (5 persons)
- NA: not available for purchase

Shelter

- Independent apartment or house
 - Shared apartment or house
 - Unfinished apartment or house
 - Tent
 - Private space not for shelter
 - Cave/natural shelter
 - Collective public space not for shelter
 - No IDPs
 - No information
- Min - Max: rent paid per room (where known)

Community	Most common shelter	Min - Max: rent paid per room (where known)
Mreimin	Independent apartment or house	2000 - 3000 SYP
Zarzur	Independent apartment or house	3000 - 4000 SYP
Sheikh Issa Elashury	No info	
Thahr	Independent apartment or house	2000 - 3000 SYP

Livelihoods

Most common sources of income

Most common strategies used to cope with lack of income / resources

Community	Most common sources of income	Most common strategies used to cope with lack of income / resources
Mreimin	Daily employment Farm owning Business/trade	Children sent to work/beg Taking loans/buying on credit
Sheikh Issa Elashury	Daily employment Farm owning Business/trade	Children sent to work/beg Taking loans/buying on credit
Thahr	Daily employment Farm owning Business/trade	Children sent to work/beg Taking loans/buying on credit
Zarzur	Daily employment Farm owning Business/trade	Children sent to work/beg Taking loans/buying on credit

Mreimin
No lack of fuel

Sheikh Issa Elashury
No lack of fuel

Thahr
No lack of fuel

Zarzur
No lack of fuel

Most common strategies used to cope with a lack of fuel

WASH

- Most common water source**
- Status of water source**
- Water is safe to drink
 - Water tastes/smells bad
 - People sick after drinking
 - No information
- Sufficiency of available water to meet household needs**
- Sufficient
 - Insufficient
 - No information
- Most common method of garbage disposal**

Mreimin

- Network
- Disposed at designated site

Sheikh Issa Elashury

- Network
- Disposed at designated site

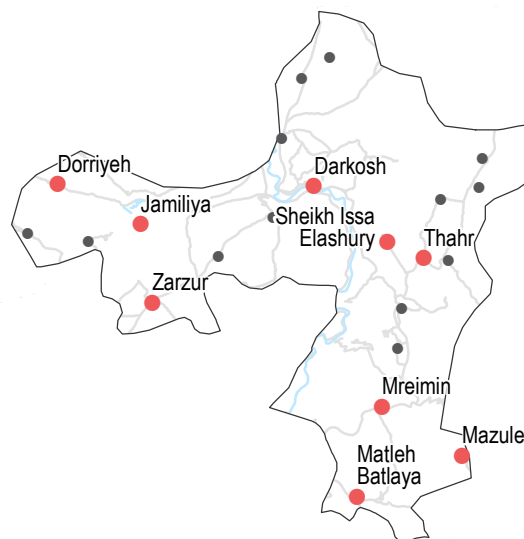
Thahr

- Network
- Private paid collection

Zarzur

- Network
- Disposed at designated site

• 9/22 communities assessed (5 communities are shown on the previous factsheet): Mreimin, Sheikh Issa Elashury, Thahr, Zarzur



Education

- Status of primary schools in village**
- Functioning
 - Not functioning
 - Not available
 - No information
- Barriers to accessing education services**

Thahr

Most children accessed education

Zarzur

Most children accessed education

Mreimin

Most children accessed education

Sheikh Issa Elashury

Most children accessed education

Health

Most common health problems

Most common barriers to accessing healthcare

Mreimin

Diarrhoea
 Acute respiratory infections
 Severe diseases affecting those aged less than 5

No difficulties reported

Sheikh Issa Elashury

Pregnancy related diseases
 Fever
 Severe diseases affecting those aged less than 5

No difficulties reported

Thahr

Acute respiratory infections
 Fever
 Severe diseases affecting those aged less than 5

No difficulties reported

Zarzur

Pregnancy related diseases
 Acute respiratory infections
 Severe diseases affecting those aged less than 5

No difficulties reported

Food Security

Mreimin

- Public bakeries
- Bread: 150 SYP
- Rice: 500 SYP
- Lentils: 500 SYP
- Sugar: 500 SYP
- Cooking oil: 800 SYP
- No difficulties reported
- 1 to 10

Sheikh Issa Elashury

- Public bakeries
- Bread: 150 SYP
- Rice: 500 SYP
- Lentils: 500 SYP
- Sugar: 500 SYP
- Cooking oil: 800 SYP
- No difficulties reported
- 0

Thahr

- Public bakeries
- Bread: 150 SYP
- Rice: 500 SYP
- Lentils: 500 SYP
- Sugar: 500 SYP
- Cooking oil: 800 SYP
- No difficulties reported
- 0

Zarzur

- Public bakeries
- Bread: 150 SYP
- Rice: 500 SYP
- Lentils: 500 SYP
- Sugar: 500 SYP
- Cooking oil: 800 SYP
- No difficulties reported
- 0

Main challenges to obtaining food

- No challenges
- Some foods unavailable
- Local production decreased
- Lack of access to markets
- Some foods expensive
- Lack of resources to buy food
- Lack of access to fuel
- Cooking fuel unavailable
- No information

Bread (public): 1 pack
 Rice: 1kg
 Lentils: 1kg
 Sugar: 1kg
 Cooking oil: 1 litre

Access to bread

- Most common source of bread
- Most common barriers to accessing bread
- Number of days, per month, where bread from private bakeries was unavailable

Harim, Idleb Governorate

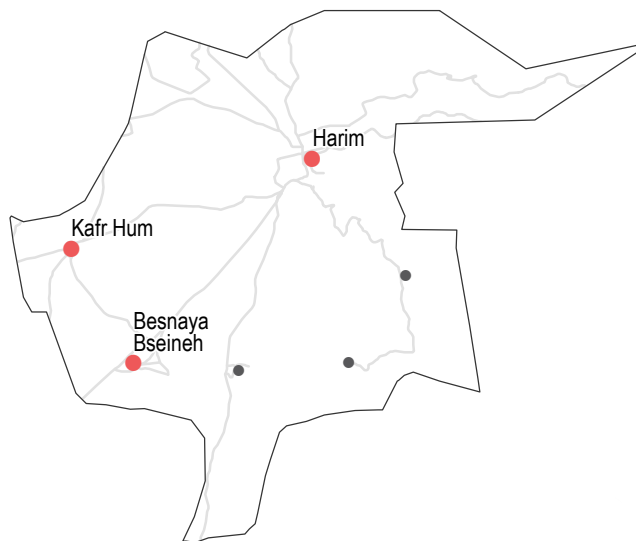
October 2017

Displacement

- % of pre-conflict population remaining
- % of population that are female
- % of female-headed households
- IDPs living in village
- New IDP arrivals
- Returnees

Besnaya Bseineh		
76-100%	26-50%	1-25%
Yes	No	No
Harim		
76-100%	26-50%	1-25%
Yes	No	No
Kafr Hum		
76-100%	26-50%	1-25%
Yes	No	No

• 3/6 communities assessed : Besnaya Bseineh, Harim, Kafr Hum



Shelter

- Independent apartment or house
- Shared apartment or house
- Unfinished apartment or house
- Tent
- Private space not for shelter
- Cave/natural shelter
- Collective public space not for shelter
- No IDPs
- No information
- Min - Max: rent paid per room (where known)

Besnaya Bseineh	
NDPs	IDPs
No info	
Harim	
NDPs	IDPs
3000 - 4000 SYP	
Kafr Hum	
NDPs	IDPs
2000 - 3000 SYP	

Livelihoods

Most common sources of income

Most common strategies used to cope with lack of income / resources

Besnaya Bseineh

Daily employment
Farm owning
Business/trade

Children sent to work/beg
Taking loans/buying on credit

Harim

Daily employment
Farm owning
Business/trade

Children sent to work/beg
Taking loans/buying on credit

Kafr Hum

Daily employment
Farm owning
Business/trade

Children sent to work/beg
Taking loans/buying on credit

NFIs

Besnaya Bseineh

B 8000 SYP	3200 SYP
C 350 SYP	2500 SYP
D 280 SYP	400 SYP
F 55000 SYP	NA

Harim

B 8000 SYP	3200 SYP
C 350 SYP	2500 SYP
D 280 SYP	400 SYP
F 55000 SYP	NA

Kafr Hum

B 8000 SYP	3200 SYP
C 350 SYP	2500 SYP
D 270 SYP	400 SYP
F 60000 SYP	NA

Besnaya Bseineh

No lack of fuel

Harim

No lack of fuel

Kafr Hum

No lack of fuel

Most common electricity source

- Main network
- Generator
- No source
- Solar alternative
- No information

Fuel Prices (SYP)*

- B** Butane (cannister)
- C** Coal (1kg)
- D** Diesel (1 litre)
- F** Firewood (1 tonne)

NFI Prices (SYP)*

- Cement (50kg)
- Floor mat (3*4m)
- Plastic tarpaulin (1m²)
- Tent (5 persons)

NA: not available for purchase

Most common strategies used to cope with a lack of fuel

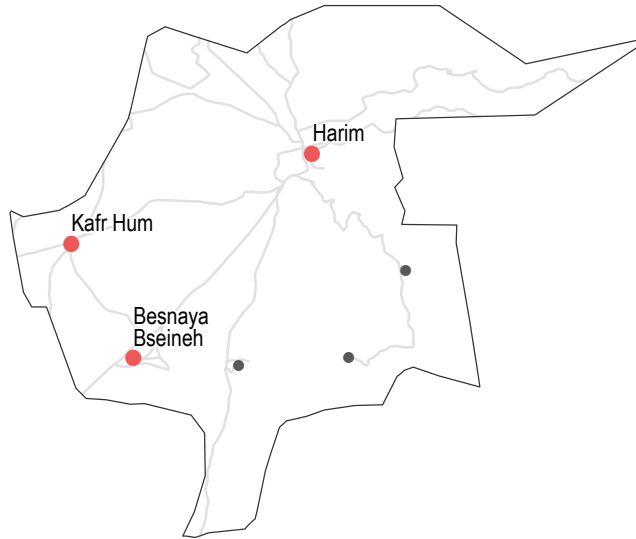
WASH

- Most common water source**
- Water is safe to drink
 - Water tastes/smells bad
 - People sick after drinking
 - No information
- Sufficiency of available water to meet household needs**
- Sufficient
 - Insufficient
 - No information
- Most common method of garbage disposal**
- Disposed at designated site

Besnaya Bseineh

- Network
 - Disposed at designated site
- ### Harim
- Network
 - Disposed at designated site
- ### Kafr Hum
- Network
 - Disposed at designated site

• 3/6 communities assessed : Besnaya Bseineh, Harim, Kafr Hum



Education

- Status of primary schools in village**
- Functioning
 - Not functioning
 - Not available
 - No information
- Barriers to accessing education services**
- Most children accessed education

Kafr Hum
Most children accessed education

Harim
Most children accessed education

Health

	Most common health problems	Most common barriers to accessing healthcare
Besnaya Bseineh	Acute respiratory infections Severe diseases affecting those aged less than 5	No difficulties reported
Harim	Pregnancy related diseases Severe diseases affecting those aged less than 5	No difficulties reported
Kafr Hum	Pregnancy related diseases Acute respiratory infections Severe diseases affecting those aged less than 5	No difficulties reported

Food Security

Besnaya Bseineh

- Public bakeries
 - No difficulties reported
 - 0
- Bread: 150 SYP
Rice: 500 SYP
Lentils: 500 SYP
Sugar: 500 SYP
Cooking oil: 800 SYP

Harim

- Public bakeries
 - No difficulties reported
 - 0
- Bread: 150 SYP
Rice: 500 SYP
Lentils: 500 SYP
Sugar: 500 SYP
Cooking oil: 800 SYP

Kafr Hum

- Public bakeries
 - No difficulties reported
 - 0
- Bread: 150 SYP
Rice: 500 SYP
Lentils: 500 SYP
Sugar: 500 SYP
Cooking oil: 800 SYP

Main challenges to obtaining food

- No challenges
- Some foods unavailable
- Local production decreased
- Lack of access to markets
- Some foods expensive
- Lack of resources to buy food
- Lack of access to fuel
- Cooking fuel unavailable
- No information
- Bread (public): 1 pack
- Rice: 1kg
- Lentils: 1kg
- Sugar: 1kg
- Cooking oil: 1 litre
- Access to bread
- Most common source of bread
- Most common barriers to accessing bread
- Number of days, per month, where bread from private bakeries was unavailable

Heish 1/2, Idleb Governorate

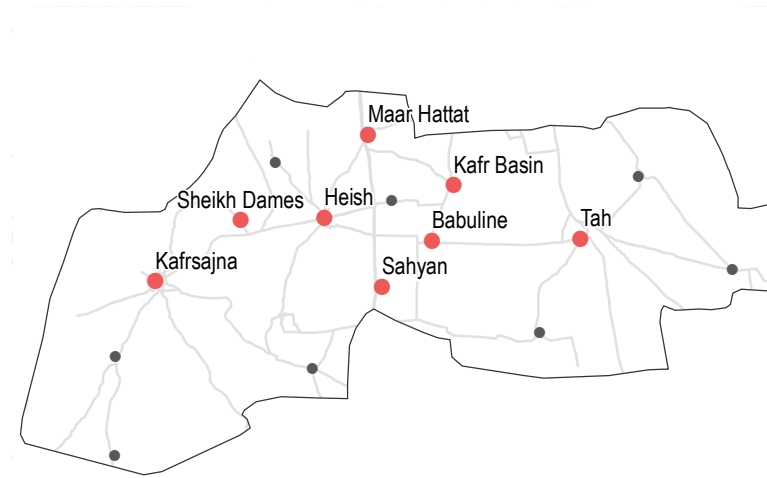
October 2017

Displacement

- % of pre-conflict population remaining
- % of population that are female
- % of female-headed households
- IDPs living in village
- New IDP arrivals
- Returnees

Community	% of pre-conflict population remaining	% of population that are female	% of female-headed households	IDPs living in village	New IDP arrivals	Returnees
Babuline	76-100%	51-75%	1-25%	Yes	Yes	No
Heish	51-75%	51-75%	1-25%	Yes	Yes	No
Kafr Basin	51-75%	51-75%	1-25%	Yes	Yes	No
Kafrsajna	76-100%	51-75%	1-25%	Yes	Yes	Yes

• 8/16 communities assessed (4 communities are shown on the next factsheet): Babuline, Heish, Kafr Basin, Kafrsajna



NFIs

Community	Butane (cannister)	Coal (1kg)	Diesel (1 litre)	Firewood (1 tonne)
Babuline	B 8000 SYP	C 75 SYP	D 265 SYP	F 70000 SYP
Heish	B 7600 SYP	C 75 SYP	D 260 SYP	F 70000 SYP
Kafr Basin	B 8200 SYP	C 75 SYP	D 270 SYP	F 70000 SYP
Kafrsajna	B 7600 SYP	C 75 SYP	D 265 SYP	F 75000 SYP

- Most common electricity source
- Main network
 - Generator
 - No source
 - Solar alternative
 - No information
- Fuel Prices (SYP)*
- B** Butane (cannister)
 - C** Coal (1kg)
 - D** Diesel (1 litre)
 - F** Firewood (1 tonne)
- NFI Prices (SYP)*
- Cement (50kg)
 - Floor mat (3*4m)
 - Plastic tarpaulin (1m²)
 - Tent (5 persons)
- NA: not available for purchase

Shelter

- Most common shelter
- Independent apartment or house
 - Shared apartment or house
 - Unfinished apartment or house
 - Tent
 - Private space not for shelter
 - Cave/natural shelter
 - Collective public space not for shelter
 - No IDPs
 - No information
- Min - Max: rent paid per room (where known)

Community	Most common shelter	Min - Max: rent paid per room (where known)
Babuline	Independent apartment or house	No info
Heish	Independent apartment or house	3500 - 4000 SYP
Kafr Basin	No IDPs	No info
Kafrsajna	Independent apartment or house	3000 - 3500 SYP

Livelihoods

- Most common sources of income
- Most common strategies used to cope with lack of income / resources

Community	Most common sources of income	Most common strategies used to cope with lack of income / resources
Babuline	Farm owning Business/trade Savings	Children sent to work/beg Selling household assets Reducing meal size
Heish	Farm owning Business/trade Sale of humanitarian aid	Children sent to work/beg Borrowing from family/friends Selling household assets
Kafr Basin	Farm owning Business/trade Sale of humanitarian aid	Children sent to work/beg Borrowing from family/friends Selling household assets
Kafrsajna	Farm owning Business/trade Savings	Children sent to work/beg Selling household assets Reducing meal size

- Most common strategies used to cope with a lack of fuel
- Babuline**
No lack of fuel
 - Heish**
No lack of fuel
 - Kafr Basin**
No lack of fuel
 - Kafrsajna**
No lack of fuel

Heish 1/2, Idleb Governorate

October 2017

WASH

- Most common water source**
- Water is safe to drink
 - Water tastes/smells bad
 - People sick after drinking
 - No information
- Sufficiency of available water to meet household needs**
- Sufficient
 - Insufficient
 - No information
- Most common method of garbage disposal**
- Public free collection

Babuline

- Water trucking
- Public free collection

Heish

- Network
- Public free collection

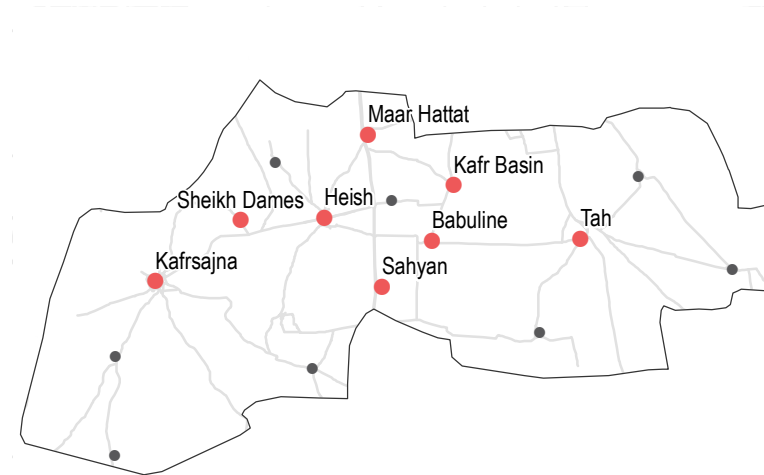
Kafr Basin

- Water trucking
- Public free collection

Kafrsajna

- Network
- Public free collection

8/16 communities assessed (4 communities are shown on the next factsheet): Babuline, Heish, Kafr Basin, Kafrsajna



Food Security

Babuline

- Bread: 200 SYP
- Rice: 400 SYP
- Lentils: 400 SYP
- Sugar: 375 SYP
- Cooking oil: 550 SYP
- Shops
- No difficulties reported
- Private bakeries unavailable

Heish

- Bread: 150 SYP
- Rice: 400 SYP
- Lentils: 400 SYP
- Sugar: 375 SYP
- Cooking oil: 550 SYP
- Private bakeries
- No difficulties reported
- 1 to 10

Kafr Basin

- Bread: 200 SYP
- Rice: 400 SYP
- Lentils: 400 SYP
- Sugar: 375 SYP
- Cooking oil: 550 SYP
- Shops
- No difficulties reported
- Private bakeries unavailable

Kafrsajna

- Bread: 150 SYP
- Rice: 400 SYP
- Lentils: 400 SYP
- Sugar: 375 SYP
- Cooking oil: 550 SYP
- Private bakeries
- No difficulties reported
- 1 to 10

Main challenges to obtaining food

- No challenges
- Some foods unavailable
- Local production decreased
- Lack of access to markets
- Some foods expensive
- Lack of resources to buy food
- Lack of access to fuel
- Cooking fuel unavailable
- No information

Bread (public): 1 pack
Rice: 1kg
Lentils: 1kg
Sugar: 1kg
Cooking oil: 1 litre

Access to bread

- Most common source of bread
- Most common barriers to accessing bread
- Number of days, per month, where bread from private bakeries was unavailable

Education

- Status of primary schools in village**
- Functioning
 - Not functioning
 - Not available
 - No information
- Barriers to accessing education services**
- Most children accessed education

Kafr Basin

Most children accessed education

Kafrsajna

Most children accessed education

Babuline

Most children accessed education

Heish

Most children accessed education

Health

Most common health problems

Most common barriers to accessing healthcare

Babuline

Skin diseases
Chronic diseases
Severe diseases affecting those aged less than 5

No facilities in the area

Heish

Skin diseases
Pregnancy related diseases
Severe diseases affecting those aged less than 5

No difficulties reported

Kafr Basin

Skin diseases
Maternal health issues
Severe diseases affecting those aged less than 5

No facilities in the area

Kafrsajna

Skin diseases
Pregnancy related diseases
Severe diseases affecting those aged less than 5

No facilities in the area

Heish 2/2, Idleb Governorate

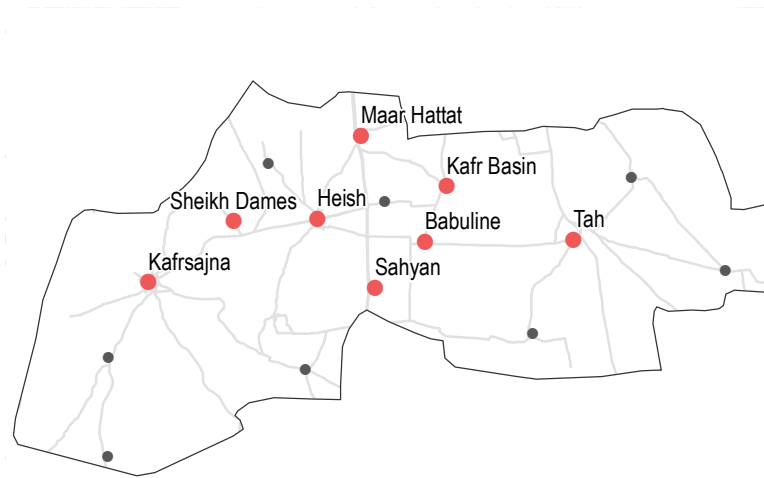
October 2017

Displacement

- % of pre-conflict population remaining
- % of population that are female
- % of female-headed households
- IDPs living in village
- New IDP arrivals
- Returnees

Community	% of pre-conflict population remaining	% of population that are female	% of female-headed households	IDPs living in village	New IDP arrivals	Returnees
Maar Hattat	51-75%	51-75%	1-25%	Yes	No	No
Sahyan	76-100%	51-75%	1-25%	Yes	Yes	No
Sheikh Dames	76-100%	51-75%	1-25%	Yes	No	No
Tah	76-100%	51-75%	1-25%	Yes	Yes	No

• 8/16 communities assessed (4 communities are shown on the previous factsheet): Maar Hattat, Sahyan, Sheikh Dames, Tah



NFIs

Community	Electricity Source	Fuel Prices (SYP)*	NFI Prices (SYP)*
Maar Hattat	B 8200 SYP, C 75 SYP, D 260 SYP, F 70000 SYP	B 7400 SYP, C 75 SYP, D 250 SYP, F 75000 SYP	B 7400 SYP, C 75 SYP, D 260 SYP, F 70000 SYP
Sahyan	B 7400 SYP, C 75 SYP, D 250 SYP, F 75000 SYP	B 7500 SYP, C 75 SYP, D 250 SYP, F 70000 SYP	B 7400 SYP, C 75 SYP, D 260 SYP, F 70000 SYP
Sheikh Dames	B 7400 SYP, C 75 SYP, D 250 SYP, F 75000 SYP	B 7400 SYP, C 75 SYP, D 260 SYP, F 70000 SYP	B 7400 SYP, C 75 SYP, D 260 SYP, F 70000 SYP

- Most common electricity source
- Main network
- Generator
- No source
- Solar alternative
- No information
- Fuel Prices (SYP)*
- B** Butane (cannister)
- C** Coal (1kg)
- D** Diesel (1 litre)
- F** Firewood (1 tonne)
- NFI Prices (SYP)*
- Cement (50kg)
- Floor mat (3*4m)
- Plastic tarpaulin (1m²)
- Tent (5 persons)
- NA: not available for purchase

Shelter

- Independent apartment or house
- Shared apartment or house
- Unfinished apartment or house
- Tent
- Private space not for shelter
- Cave/natural shelter
- Collective public space not for shelter
- No IDPs
- No information
- Min - Max: rent paid per room (where known)

Community	Most common shelter	Min - Max: rent paid per room (where known)
Maar Hattat	Independent apartment or house	3000 - 3500 SYP
Sahyan	Independent apartment or house	3000 - 3500 SYP
Sheikh Dames	No IDPs	No info
Tah	No info	No info

Livelihoods

Community	Most common sources of income	Most common strategies used to cope with lack of income / resources
Maar Hattat	Farm owning Business/trade Sale of humanitarian aid	Children sent to work/beg Borrowing from family/friends Reducing meal size
Sahyan	Farm owning Business/trade Savings	Children sent to work/beg Borrowing from family/friends Selling household assets
Sheikh Dames	Farm owning Business/trade Savings	Borrowing from family/friends Selling household assets Reducing meal size
Tah	Farm owning Business/trade Savings	Children sent to work/beg Selling household assets Reducing meal size

- Maar Hattat**
No lack of fuel
- Sahyan**
No lack of fuel
- Sheikh Dames**
No lack of fuel
- Tah**
No lack of fuel
- Most common strategies used to cope with a lack of fuel

Heish 2/2, Idleb Governorate

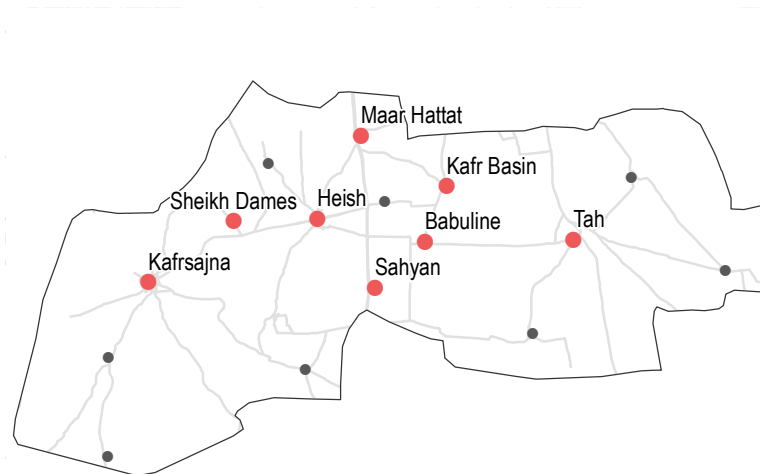
October 2017

WASH

- Most common water source**
- Water is safe to drink
 - Water tastes/smells bad
 - People sick after drinking
 - No information
- Sufficiency of available water to meet household needs**
- Sufficient
 - Insufficient
 - No information
- Most common method of garbage disposal**
- Public free collection

- Maar Hattat**
- Water trucking
 - Public free collection
- Sahyan**
- Water trucking
 - Public free collection
- Sheikh Dames**
- Water trucking
 - Buried / burned
- Tah**
- Network
 - Public free collection

• 8/16 communities assessed (4 communities are shown on the previous factsheet): Maar Hattat, Sahyan, Sheikh Dames, Tah



Education

- Status of primary schools in village**
- Functioning
 - Not functioning
 - Not available
 - No information
- Barriers to accessing education services**
- No information
- Maar Hattat**
- Most children accessed education
- Sahyan**
- Most children accessed education

- Sheikh Dames**
- Most children accessed education
- Tah**
- Most children accessed education

Health

	Most common health problems	Most common barriers to accessing healthcare
Maar Hattat	Skin diseases Communicable diseases Severe diseases affecting those aged less than 5	No facilities in the area
Sahyan	Skin diseases Pregnancy related diseases Severe diseases affecting those aged less than 5	No facilities in the area
Sheikh Dames	Skin diseases Chronic diseases Severe diseases affecting those aged less than 5	No facilities in the area
Tah	Skin diseases Chronic diseases Pregnancy related diseases	No difficulties reported

Food Security

Maar Hattat

- Bread: 200 SYP
- Rice: 400 SYP
- Lentils: 400 SYP
- Sugar: 375 SYP
- Cooking oil: 550 SYP
- Shops
- No difficulties reported
- Private bakeries unavailable

Sahyan

- Bread: 125 SYP
- Rice: 425 SYP
- Lentils: 400 SYP
- Sugar: 375 SYP
- Cooking oil: 550 SYP
- Shops
- No difficulties reported
- Private bakeries unavailable

Sheikh Dames

- Bread: no info
- Rice: 400 SYP
- Lentils: 400 SYP
- Sugar: 375 SYP
- Cooking oil: 550 SYP
- Shops
- No difficulties reported
- Private bakeries unavailable

Tah

- Bread: 250 SYP
- Rice: 400 SYP
- Lentils: 400 SYP
- Sugar: 375 SYP
- Cooking oil: 550 SYP
- Shops
- No difficulties reported
- Private bakeries unavailable

Main challenges to obtaining food

- No challenges
- Some foods unavailable
- Local production decreased
- Lack of access to markets
- Some foods expensive
- Lack of resources to buy food
- Lack of access to fuel
- Cooking fuel unavailable
- No information

Bread (public): 1 pack
Rice: 1kg
Lentils: 1kg
Sugar: 1kg
Cooking oil: 1 litre

Access to bread

- Most common source of bread
- Most common barriers to accessing bread
- Number of days, per month, where bread from private bakeries was unavailable

Idleb 1/3, Idleb Governorate

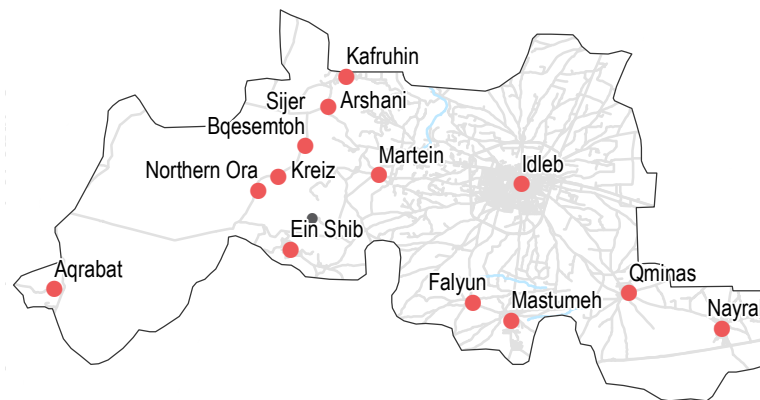
October 2017

Displacement

- % of pre-conflict population remaining
- % of population that are female
- % of female-headed households
- IDPs living in village
- New IDP arrivals
- Returnees

Community	% of pre-conflict population remaining	% of population that are female	% of female-headed households	IDPs living in village	New IDP arrivals	Returnees
Aqrabat	51-75%	26-50%	1-25%	Yes	No	No
Arshani	51-75%	26-50%	1-25%	Yes	No	Yes
Ein Shib	51-75%	26-50%	1-25%	Yes	No	Yes
Falyun	51-75%	26-50%	1-25%	Yes	No	Yes
Idleb	51-75%	26-50%	1-25%	Yes	No	Yes

• 13/19 communities assessed (8 communities are shown on the next two factsheets): Aqrabat, Arshani, Ein Shib, Falyun, Idleb



NFIs

Community	B	C	D	F
Aqrabat	7800 SYP	400 SYP	325 SYP	67000 SYP
Arshani	7200 SYP	400 SYP	300 SYP	65000 SYP
Ein Shib	7500 SYP	400 SYP	325 SYP	68000 SYP
Falyun	7500 SYP	NA	325 SYP	65000 SYP
Idleb	7600 SYP	375 SYP	325 SYP	65000 SYP

- Most common electricity source
- Main network
 - Generator
 - No source
 - Solar alternative
 - No information
- Fuel Prices (SYP)*
- B** Butane (cannister)
 - C** Coal (1kg)
 - D** Diesel (1 litre)
 - F** Firewood (1 tonne)
- NFI Prices (SYP)*
- Cement (50kg)
 - Floor mat (3*4m)
 - Plastic tarpaulin (1m²)
 - Tent (5 persons)
- NA: not available for purchase

Shelter

- Most common shelter
- Independent apartment or house
 - Shared apartment or house
 - Unfinished apartment or house
 - Tent
 - Private space not for shelter
 - Cave/natural shelter
 - Collective public space not for shelter
 - No IDPs
 - No information
- Min - Max: rent paid per room (where known)

Community	Most common shelter	Min - Max: rent paid per room (where known)
Aqrabat	Independent apartment or house	3000 - 3500 SYP
Arshani	Independent apartment or house	4000 - 4500 SYP
Ein Shib	No IDPs	7500 - 9000 SYP
Falyun	No info	
Idleb	Independent apartment or house	5000 - 6000 SYP

Livelihoods

- Most common sources of income
- Most common strategies used to cope with lack of income / resources

Community	Most common sources of income	Most common strategies used to cope with lack of income / resources
Aqrabat	Daily employment Business/trade Remittances	Children sent to work/beg
Arshani	Daily employment Business/trade Remittances	Children sent to work/beg
Ein Shib	Daily employment Farm owning Business/trade	Children sent to work/beg
Falyun	Daily employment Farm owning Business/trade	Children sent to work/beg
Idleb	Daily employment Farm owning Business/trade	Children sent to work/beg

Community	Most common strategies used to cope with a lack of fuel
Aqrabat	No lack of fuel
Arshani	No lack of fuel
Ein Shib	No lack of fuel
Falyun	No lack of fuel
Idleb	No lack of fuel

Idleb 1/3, Idleb Governorate

October 2017

WASH

- Most common water source**
- Status of water source**
- Water is safe to drink
 - Water tastes/smells bad
 - People sick after drinking
 - No information
- Sufficiency of available water to meet household needs**
- Sufficient
 - Insufficient
 - No information
- Most common method of garbage disposal**

Aqrabat

- Water trucking
- Private paid collection

Arshani

- Closed well
- Private paid collection

Ein Shib

- Water trucking
- Private paid collection

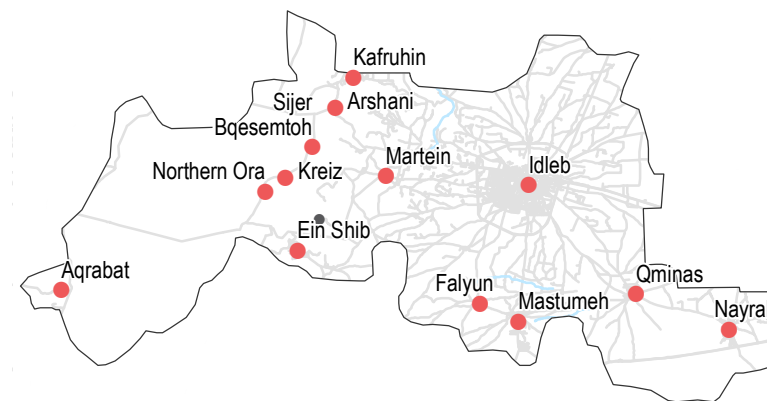
Falyun

- Closed well
- Private paid collection

Idleb

- No consensus
- Public free collection

• 13/19 communities assessed (8 communities are shown on the next two factsheets): Aqrabat, Arshani, Ein Shib, Falyun, Idleb



Education

- Status of primary schools in village**
- Functioning
 - Not functioning
 - Not available
 - No information
- Barriers to accessing education services**

Ein Shib

Most children accessed education

Falyun

Most children accessed education

Aqrabat

Most children accessed education

Idleb

Most children accessed education

Arshani

Most children accessed education

Health

Most common health problems

Most common barriers to accessing healthcare

Aqrabat

Acute respiratory infections
Fever
Severe diseases affecting those aged less than 5

No facilities in the area

Arshani

Acute respiratory infections
Fever
Severe diseases affecting those aged less than 5

No facilities in the area

Ein Shib

Acute respiratory infections
Fever
Severe diseases affecting those aged less than 5

No difficulties reported

Falyun

Diarrhoea
Acute respiratory infections
Fever

No difficulties reported

Idleb

Maternal health issues
Acute respiratory infections
Severe diseases affecting those aged less than 5

No difficulties reported

Food Security

Aqrabat



Bread: 150 SYP
Rice: 425 SYP
Lentils: 350 SYP
Sugar: 400 SYP
Cooking oil: 600 SYP



Shops



No difficulties reported



Private bakeries unavailable

Arshani



Bread: 140 SYP
Rice: 400 SYP
Lentils: 325 SYP
Sugar: 400 SYP
Cooking oil: 600 SYP



Shops



No difficulties reported



Private bakeries unavailable

Ein Shib



Bread: 150 SYP
Rice: 450 SYP
Lentils: 325 SYP
Sugar: 375 SYP
Cooking oil: 575 SYP



Shops



No difficulties reported



Private bakeries unavailable

Falyun



Bread: no info
Rice: 450 SYP
Lentils: 300 SYP
Sugar: 400 SYP
Cooking oil: 575 SYP



Private bakeries



No difficulties reported



0

Idleb



Bread: 125 SYP
Rice: 450 SYP
Lentils: 300 SYP
Sugar: 375 SYP
Cooking oil: 550 SYP



Public bakeries



No difficulties reported



11 to 20

Main challenges to obtaining food

- No challenges
- Some foods unavailable
- Local production decreased
- Lack of access to markets
- Some foods expensive
- Lack of resources to buy food
- Lack of access to fuel
- Cooking fuel unavailable
- No information

Bread (public): 1 pack
Rice: 1kg
Lentils: 1kg
Sugar: 1kg
Cooking oil: 1 litre

Access to bread

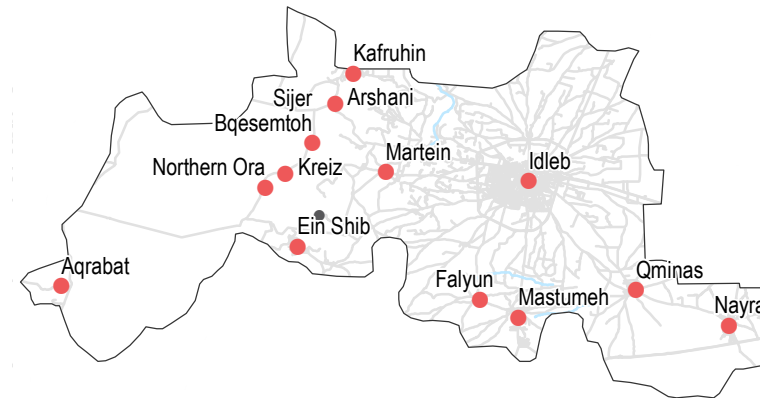
- Most common source of bread
- Most common barriers to accessing bread
- Number of days, per month, where bread from private bakeries was unavailable

Displacement

- % of pre-conflict population remaining
- % of population that are female
- % of female-headed households
- IDPs living in village
- New IDP arrivals
- Returnees

Community	% of pre-conflict population remaining	% of population that are female	% of female-headed households	IDPs living in village	New IDP arrivals	Returnees
Kafruhin	51-75%	26-50%	1-25%	Yes	No	Yes
Kreiz	51-75%	26-50%	1-25%	Yes	No	No
Martein	51-75%	26-50%	1-25%	Yes	No	No
Mastumeh	51-75%	26-50%	1-25%	Yes	No	No

• 13/19 communities assessed (5 communities are shown on the previous factsheet, 4 communities are shown on the next factsheet): Kafruhin, Kreiz, Marte in, Mastumeh



NFIs

Community	Lightbulb (Electricity)	Generator	Price (SYP)
Kafruhin	B	2900 SYP	7500 SYP
Mastumeh	B	2800 SYP	7800 SYP

Community	Lightbulb (Electricity)	Generator	Price (SYP)
Kreiz	B	2500 SYP	7800 SYP
Martein	B	1100 SYP	7500 SYP
Mastumeh	B	1100 SYP	325 SYP

- Most common electricity source
- Main network
 - Generator
 - No source
 - Solar alternative
 - No information
- Fuel Prices (SYP)*
- B** Butane (cannister)
 - C** Coal (1kg)
 - D** Diesel (1 litre)
 - F** Firewood (1 tonne)
- NFI Prices (SYP)*
- Cement (50kg)
 - Floor mat (3*4m)
 - Plastic tarpaulin (1m²)
 - Tent (5 persons)
- NA: not available for purchase

Shelter

- Independent apartment or house
 - Shared apartment or house
 - Unfinished apartment or house
 - Tent
 - Private space not for shelter
 - Cave/natural shelter
 - Collective public space not for shelter
 - No IDPs
 - No information
- Min - Max: rent paid per room (where known)

Community	Most common shelter	Price (SYP)
Kafruhin	Independent apartment or house	4000 - 4500 SYP
Kreiz	Independent apartment or house	4500 - 5000 SYP
Martein	No IDPs	3500 - 4500 SYP
Mastumeh	No info	

Livelihoods

- Most common sources of income
- Most common strategies used to cope with lack of income / resources

Community	Most common sources of income	Most common strategies used to cope with lack of income / resources
Kafruhin	Daily employment Business/trade Remittances	Children sent to work/beg
Kreiz	Daily employment Farm owning Remittances	Children sent to work/beg
Martein	Daily employment Business/trade Remittances	Children sent to work/beg
Mastumeh	Daily employment Business/trade Remittances	Children sent to work/beg

- Kafruhin**
No lack of fuel
- Kreiz**
No lack of fuel
- Martein**
No lack of fuel

- Most common strategies used to cope with a lack of fuel
- Mastumeh**
No lack of fuel

Idleb 2/3, Idleb Governorate

October 2017

WASH

Most common water source

Status of water source

- Water is safe to drink
- Water tastes/smells bad
- People sick after drinking
- No information

Sufficiency of available water to meet household needs

- Sufficient
- Insufficient
- No information

Most common method of garbage disposal

Kafruhin

- Water trucking
- Private paid collection

Kreiz

- Closed well
- Private paid collection

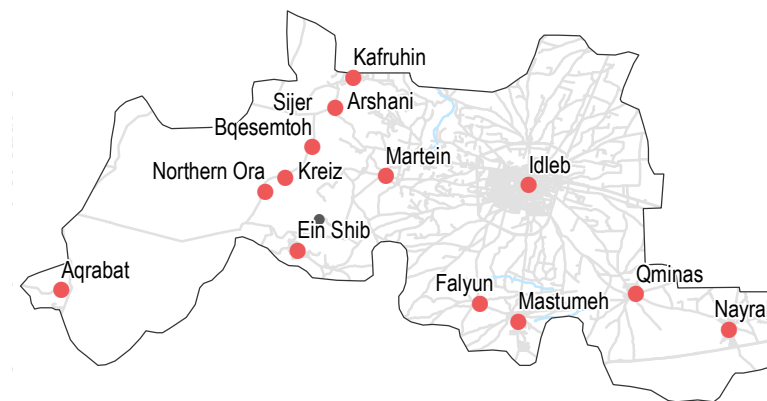
Martein

- Closed well
- Private paid collection

Mastumeh

- Closed well
- Private paid collection

• 13/19 communities assessed (5 communities are shown on the previous factsheet, 4 communities are shown on the next factsheet): Kafruhin, Kreiz, Marte in, Mastumeh



Education

Status of primary schools in village

- Functioning
- Not functioning
- Not available
- No information

Barriers to accessing education services

Martein

Most children accessed education

Mastumeh

Most children accessed education

Kafruhin

Most children accessed education

Kreiz

Most children accessed education

Health

Most common health problems

Most common barriers to accessing healthcare

Kafruhin

Pregnancy related diseases
Acute respiratory infections
Fever

No difficulties reported

Kreiz

Acute respiratory infections
Fever
Severe diseases affecting those aged less than 5

No difficulties reported

Martein

Pregnancy related diseases
Acute respiratory infections
Severe diseases affecting those aged less than 5

No facilities in the area

Mastumeh

Pregnancy related diseases
Acute respiratory infections
Fever

No facilities in the area

Food Security

Kafruhin



Bread: 150 SYP
Rice: 400 SYP
Lentils: 300 SYP
Sugar: 375 SYP
Cooking oil: 575 SYP



Shops



No difficulties reported



Private bakeries unavailable

Kreiz



Bread: 150 SYP
Rice: 450 SYP
Lentils: 350 SYP
Sugar: 375 SYP
Cooking oil: 575 SYP



Shops



No difficulties reported



Private bakeries unavailable

Martein



Bread: 150 SYP
Rice: 400 SYP
Lentils: 325 SYP
Sugar: 400 SYP
Cooking oil: 575 SYP



Shops



No difficulties reported



Private bakeries unavailable

Mastumeh



Bread: 150 SYP
Rice: 450 SYP
Lentils: 325 SYP
Sugar: 400 SYP
Cooking oil: 575 SYP



Private bakeries



No difficulties reported



0

Main challenges to obtaining food

- No challenges
- Some foods unavailable
- Local production decreased
- Lack of access to markets
- Some foods expensive
- Lack of resources to buy food
- Lack of access to fuel
- Cooking fuel unavailable
- No information

Bread (public): 1 pack
Rice: 1kg
Lentils: 1kg
Sugar: 1kg
Cooking oil: 1 litre

Access to bread

Most common source of bread

Most common barriers to accessing bread

Number of days, per month, where bread from private bakeries was unavailable

Idleb 3/3, Idleb Governorate

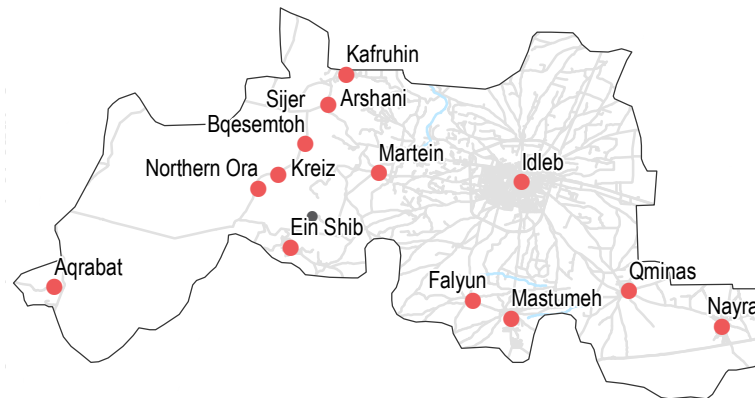
October 2017

Displacement

- % of pre-conflict population remaining
- % of population that are female
- % of female-headed households
- IDPs living in village
- New IDP arrivals
- Returnees

Nayrab		Northern Ora		Qminas		Sijer Bqesemtoh	
51-75%	26-50%	51-75%	26-50%	51-75%	26-50%	51-75%	26-50%
Yes	Yes	Yes	Yes	Yes	No	Yes	No
No	No	Yes	Yes	Yes	Yes	No	No

• 13/19 communities assessed (9 communities are shown on the previous two factsheets): Nayrab, Northern Ora, Qminas, Sijer Bqesemtoh



NFIs

Nayrab		Sijer Bqesemtoh	
B 7500 SYP	2900 SYP	B 7800 SYP	2800 SYP
C 400 SYP	3000 SYP	C 375 SYP	3000 SYP
D 325 SYP	1100 SYP	D 320 SYP	1100 SYP
F 65000 SYP	NA	F 63000 SYP	NA

Northern Ora

B 7800 SYP	NA
C 400 SYP	3000 SYP
D 320 SYP	1100 SYP
F 65000 SYP	NA

Qminas

B 7200 SYP	NA
C 400 SYP	2500 SYP
D 325 SYP	1100 SYP
F 65000 SYP	NA

- Most common electricity source
- Main network
 - Generator
 - No source
 - Solar alternative
 - No information

Fuel Prices (SYP)*

- B** Butane (cannister)
- C** Coal (1kg)
- D** Diesel (1 litre)
- F** Firewood (1 tonne)

NFI Prices (SYP)*

- Cement (50kg)
 - Floor mat (3*4m)
 - Plastic tarpaulin (1m²)
 - Tent (5 persons)
- NA: not available for purchase

Shelter

- Most common shelter
- Independent apartment or house
 - Shared apartment or house
 - Unfinished apartment or house
 - Tent
 - Private space not for shelter
 - Cave/natural shelter
 - Collective public space not for shelter
 - No IDPs
 - No information
- Min - Max: rent paid per room (where known)

Nayrab		Sijer Bqesemtoh	
NDPs	IDPs	NDPs	IDPs
6000 - 7000 SYP		4500 - 5500 SYP	

Northern Ora	
NDPs	IDPs
4500 - 5500 SYP	

Qminas	
NDPs	IDPs
No info	

Livelihoods

Most common sources of income

Most common strategies used to cope with lack of income / resources

Sub-district	Most common sources of income	Most common strategies used to cope with lack of income / resources
Nayrab	Daily employment Farm owning Business/trade	Children sent to work/beg
Northern Ora	Daily employment Business/trade Remittances	Children sent to work/beg
Qminas	Daily employment Business/trade Remittances	Children sent to work/beg
Sijer Bqesemtoh	Daily employment Farm owning Business/trade	Children sent to work/beg

Nayrab
No lack of fuel

Northern Ora
No lack of fuel

Qminas
No lack of fuel

Most common strategies used to cope with a lack of fuel

Sijer Bqesemtoh
No lack of fuel

WASH

- Most common water source**
- Status of water source**
- Water is safe to drink
 - Water tastes/smells bad
 - People sick after drinking
 - No information
- Sufficiency of available water to meet household needs**
- Sufficient
 - Insufficient
 - No information
- Most common method of garbage disposal**

Nayrab

- Closed well
- Private paid collection

Northern Ora

- Water trucking
- Private paid collection

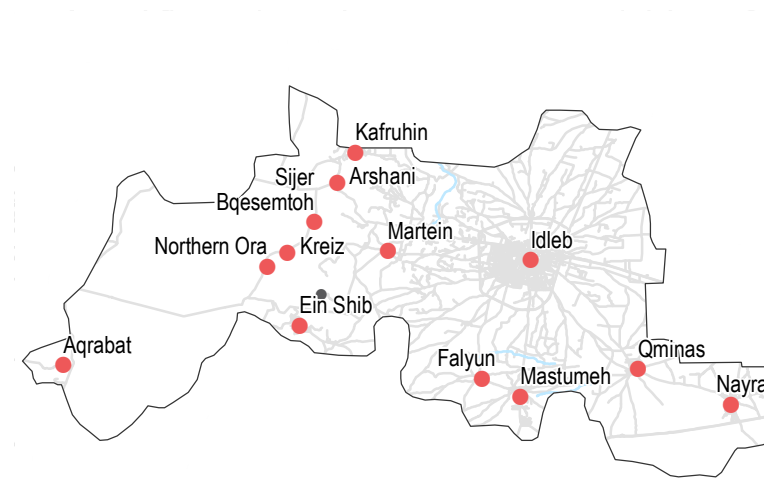
Qminas

- Closed well
- Private paid collection

Sijer Bqesemtoh

- Network
- Private paid collection

• 13/19 communities assessed (9 communities are shown on the previous two factsheets): Nayrab, Northern Ora, Qminas, Sijer Bqesemtoh



Education

- Status of primary schools in village**
- Functioning
 - Not functioning
 - Not available
 - No information
- Barriers to accessing education services**
- Nayrab: Most children accessed education

Qminas

Most children accessed education

Sijer Bqesemtoh

Most children accessed education

Northern Ora

Most children accessed education

Health



Most common health problems



Most common barriers to accessing healthcare

Nayrab

Acute respiratory infections
Fever
Severe diseases affecting those aged less than 5

No difficulties reported

Northern Ora

Pregnancy related diseases
Acute respiratory infections
Fever

No facilities in the area

Qminas

Maternal health issues
Acute respiratory infections
Fever

No facilities in the area

Sijer Bqesemtoh

Acute respiratory infections
Fever
Severe diseases affecting those aged less than 5

No facilities in the area

Food Security

Nayrab

Bread: 150 SYP
Rice: 450 SYP
Lentils: 350 SYP
Sugar: 375 SYP
Cooking oil: 600 SYP

Public bakeries

No difficulties reported

0

Northern Ora

Bread: 125 SYP
Rice: 400 SYP
Lentils: 325 SYP
Sugar: 400 SYP
Cooking oil: 600 SYP

Shops

No difficulties reported

Private bakeries unavailable

Qminas

Bread: no info
Rice: 425 SYP
Lentils: 300 SYP
Sugar: 400 SYP
Cooking oil: 600 SYP

Shops

No difficulties reported

Private bakeries unavailable

Sijer Bqesemtoh

Bread: 175 SYP
Rice: 400 SYP
Lentils: 300 SYP
Sugar: 400 SYP
Cooking oil: 575 SYP

Private bakeries

No difficulties reported

0

Main challenges to obtaining food

- No challenges
- Some foods unavailable
- Local production decreased
- Lack of access to markets
- Some foods expensive
- Lack of resources to buy food
- Lack of access to fuel
- Cooking fuel unavailable
- No information

Bread (public): 1 pack
Rice: 1kg
Lentils: 1kg
Sugar: 1kg
Cooking oil: 1 litre

Access to bread

Most common source of bread

Most common barriers to accessing bread

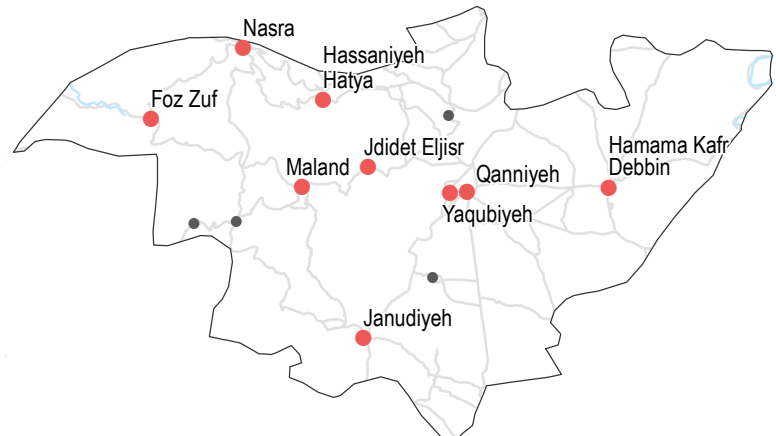
Number of days, per month, where bread from private bakeries was unavailable

Displacement

- % of pre-conflict population remaining
- % of population that are female
- % of female-headed households
- IDPs living in village
- New IDP arrivals
- Returnees

Community	% of pre-conflict population remaining	% of population that are female	% of female-headed households	IDPs living in village	New IDP arrivals	Returnees
Foz Zuf	51-75%	26-50%	1-25%	Yes	Yes	Yes
Hamama Kafr Debbin	51-75%	26-50%	1-25%	Yes	Yes	No
Hassaniyeh Hatya	76-100%	26-50%	1-25%	Yes	Yes	No
Janudiyeh	76-100%	26-50%	1-25%	Yes	Yes	Yes
Jdidet Eljisir	1-25%	26-50%	1-25%	Yes	Yes	Yes

• 9/13 communities assessed (4 communities are shown on the next factsheet): Foz Zuf, Hamama Kafr Debbin, Hassaniyeh Hatya, Janudiyeh, Jdidet Eljisir



Shelter

- Independent apartment or house
- Shared apartment or house
- Unfinished apartment or house
- Tent
- Private space not for shelter
- Cave/natural shelter
- Collective public space not for shelter
- No IDPs
- No information
- Min - Max: rent paid per room (where known)

Community	Most common shelter	NDPs	IDPs
Foz Zuf	Independent apartment or house	4000 - 4500 SYP	
Janudiyeh	Independent apartment or house	8000 - 10000 SYP	
Hamama Kafr Debbin	Independent apartment or house	6000 - 7000 SYP	
Jdidet Eljisir	Independent apartment or house	4000 - 5000 SYP	
Hassaniyeh Hatya	No IDPs	10000 - 12000 SYP	

Livelihoods

Community	Most common sources of income	Most common strategies used to cope with lack of income / resources
Foz Zuf	Daily employment Business/trade Sale of humanitarian aid	Borrowing from family/friends Selling household assets
Hamama Kafr Debbin	Daily employment Sale of household assets Business/trade	Borrowing from family/friends Selling household assets
Hassaniyeh Hatya	Daily employment Farm owning Business/trade	Borrowing from family/friends Selling household assets
Janudiyeh	Daily employment Sale of household assets Business/trade	Borrowing from family/friends Selling household assets
Jdidet Eljisir	Daily employment Sale of household assets Business/trade	Borrowing from family/friends Selling household assets

NFIs

Community	Electricity source	Fuel Prices (SYP)*	NFI Prices (SYP)*
Foz Zuf	B 8500 SYP C NA D 250 SYP F 70000 SYP	3000 SYP NA NA	7500 SYP NA 275 SYP 60000 SYP
Janudiyeh	B 8500 SYP C NA D 275 SYP F 65000 SYP	3200 SYP 5000 SYP NA NA	8500 SYP NA 250 SYP 70000 SYP
Hamama Kafr Debbin	B 7500 SYP C NA D 275 SYP F 60000 SYP	2700 SYP 5000 SYP NA NA	8000 SYP NA 275 SYP 70000 SYP
Jdidet Eljisir	B 8500 SYP C NA D 250 SYP F 70000 SYP	3000 SYP 4500 SYP NA NA	8500 SYP NA 250 SYP 70000 SYP
Hassaniyeh Hatya	B 8000 SYP C NA D 275 SYP F 70000 SYP	3200 SYP 5000 SYP NA NA	8000 SYP NA 275 SYP 70000 SYP

- Most common electricity source
- Main network
- Generator
- No source
- Solar alternative
- No information
- Fuel Prices (SYP)*
- B** Butane (cannister)
- C** Coal (1kg)
- D** Diesel (1 litre)
- F** Firewood (1 tonne)
- NFI Prices (SYP)*
- Cement (50kg)
- Floor mat (3*4m)
- Plastic tarpaulin (1m²)
- Tent (5 persons)
- NA: not available for purchase

Community	Most common strategies used to cope with a lack of fuel
Foz Zuf	Burning furniture in use Burning clothes Burning plastics
Hamama Kafr Debbin	Burning furniture not in use Burning clothes Burning plastics
Janudiyeh	Burning furniture in use Burning clothes Burning plastics
Hassaniyeh Hatya	Burning furniture in use Burning clothes Burning plastics
Jdidet Eljisir	Burning furniture in use Burning clothes Burning plastics

WASH

- Most common water source**
- Status of water source**
- Water is safe to drink
 - Water tastes/smells bad
 - People sick after drinking
 - No information
- Sufficiency of available water to meet household needs**
- Sufficient
 - Insufficient
 - No information
- Most common method of garbage disposal**

Foz Zuf

- Water trucking
- Private paid collection

Hamama Kafr Debbin

- Water trucking
- Private paid collection

Hassaniyeh Hatya

- Closed well
- Private paid collection

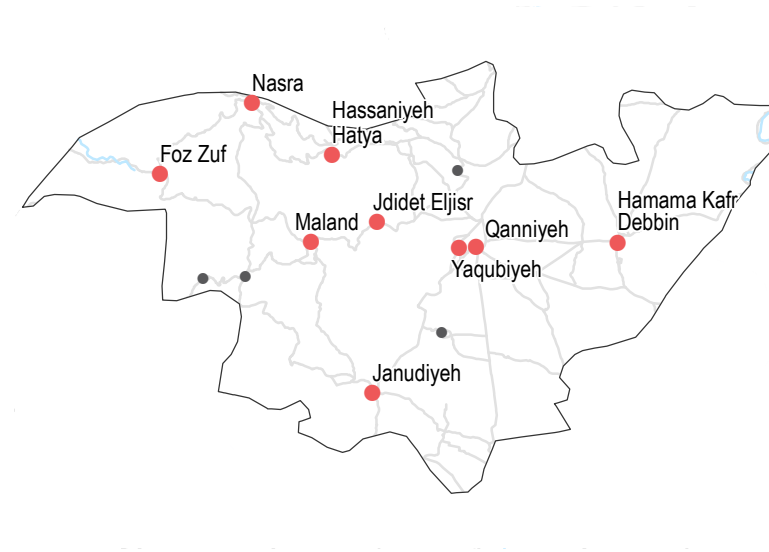
Janudiyeh

- Water trucking
- Private paid collection

Jdidet Eljisir

- Water trucking
- Private paid collection

- 9/13 communities assessed (4 communities are shown on the next factsheet): Foz Zuf, Hamama Kafr Debbin, Hassaniyeh Hatya, Janudiyeh, Jdidet Eljisir



Education

- Status of primary schools in village**
- Functioning
 - Not functioning
 - Not available
 - No information
- Barriers to accessing education services**

Hassaniyeh Hatya

Most children accessed education

Janudiyeh

Most children accessed education

Jdidet Eljisir

Most children accessed education

Foz Zuf

Most children accessed education

Hamama Kafr Debbin

Most children accessed education

Health

Most common health problems

Most common barriers to accessing healthcare

Foz Zuf

Diarrhoea
Acute respiratory infections
Severe diseases affecting those aged less than 5

No difficulties reported

Hamama Kafr Debbin

Skin diseases
Pregnancy related diseases
Severe diseases affecting those aged less than 5

No difficulties reported

Hassaniyeh Hatya

Diarrhoea
Acute respiratory infections
Severe diseases affecting those aged less than 5

No difficulties reported

Janudiyeh

Diarrhoea
Acute respiratory infections
Severe diseases affecting those aged less than 5

No difficulties reported

Jdidet Eljisir

Chronic diseases
Acute respiratory infections
Severe diseases affecting those aged less than 5

No difficulties reported

Food Security

Foz Zuf

Bread: 125 SYP
Rice: 300 SYP
Lentils: 400 SYP
Sugar: 400 SYP
Cooking oil: 600 SYP

Government distribution

No difficulties reported

0

Hamama Kafr Debbin

Bread: 125 SYP
Rice: 300 SYP
Lentils: 400 SYP
Sugar: 400 SYP
Cooking oil: 600 SYP

Government distribution

No difficulties reported

Private bakeries unavailable

Hassaniyeh Hatya

Bread: 120 SYP
Rice: 400 SYP
Lentils: 400 SYP
Sugar: 375 SYP
Cooking oil: 600 SYP

Government distribution

No difficulties reported

Private bakeries unavailable

Janudiyeh

Bread: 115 SYP
Rice: 350 SYP
Lentils: 400 SYP
Sugar: 375 SYP
Cooking oil: 600 SYP

Government distribution

No difficulties reported

Private bakeries unavailable

Jdidet Eljisir

Bread: 125 SYP
Rice: 300 SYP
Lentils: 350 SYP
Sugar: 400 SYP
Cooking oil: 600 SYP

Government distribution

No difficulties reported

Private bakeries unavailable

Main challenges to obtaining food

- No challenges
- Some foods unavailable
- Local production decreased
- Lack of access to markets
- Some foods expensive
- Lack of resources to buy food
- Lack of access to fuel
- Cooking fuel unavailable
- No information

Bread (public): 1 pack
Rice: 1kg
Lentils: 1kg
Sugar: 1kg
Cooking oil: 1 litre

Access to bread

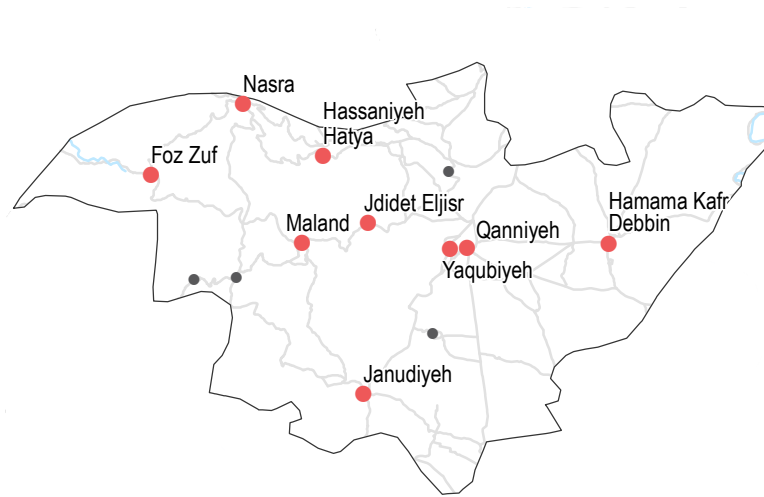
- Most common source of bread
- Most common barriers to accessing bread
- Number of days, per month, where bread from private bakeries was unavailable

Displacement

- % of pre-conflict population remaining
- % of population that are female
- % of female-headed households
- IDPs living in village
- New IDP arrivals
- Returnees

Community	% of pre-conflict population remaining	% of population that are female	% of female-headed households	IDPs living in village	New IDP arrivals	Returnees
Maland	51-75%	1-25%	1-25%	Yes	Yes	No
Nasra	None	26-50%	1-25%	Yes	Yes	No
Qanniyeh	26-50%	26-50%	1-25%	Yes	Yes	Yes
Yaqubiyeh	1-25%	26-50%	1-25%	Yes	No	No

• 9/13 communities assessed (5 communities are shown on the previous factsheet): Maland, Nasra, Qanniyeh, Yaqubiyeh



Shelter

- Independent apartment or house
- Shared apartment or house
- Unfinished apartment or house
- Tent
- Private space not for shelter
- Cave/natural shelter
- Collective public space not for shelter
- No IDPs
- No information
- Min - Max: rent paid per room (where known)

Community	NDPs	IDPs
Maland		
	10000 -	12000 SYP
Nasra		
	No info	
Qanniyeh		
	4000 -	5000 SYP

Community	NDPs	IDPs
Yaqubiyeh		
	No info	

Livelihoods

Most common sources of income

Most common strategies used to cope with lack of income / resources

Community	Most common sources of income	Most common strategies used to cope with lack of income / resources
Maland	Daily employment High risk/illegal work	Borrowing from family/friends High risk/illegal work
Nasra	Daily employment Business/trade	Borrowing from family/friends
Qanniyeh	Daily employment Business/trade Remittances	Borrowing from family/friends Selling household assets
Yaqubiyeh	Daily employment Sale of household assets Business/trade	Borrowing from family/friends Selling household assets

NFIs

Community	B	C	D	F
Maland	8500 SYP	NA	275 SYP	60000 SYP
Yaqubiyeh	8500 SYP	NA	275 SYP	70000 SYP

NFIs

Community	B	C	D	F
Nasra	7200 SYP	NA	250 SYP	60000 SYP

NFIs

Community	B	C	D	F
Qanniyeh	8500 SYP	NA	250 SYP	65000 SYP

- Most common electricity source
- Main network
 - Generator
 - No source
 - Solar alternative
 - No information

- Fuel Prices (SYP)*
- B** Butane (cannister)
 - C** Coal (1kg)
 - D** Diesel (1 litre)
 - F** Firewood (1 tonne)

- NFI Prices (SYP)*
- Cement (50kg)
 - Floor mat (3*4m)
 - Plastic tarpaulin (1m²)
 - Tent (5 persons)
- NA: not available for purchase

NFIs

Maland
 Burning furniture in use
 Burning clothes
 Burning plastics

NFIs

Nasra
 Burning furniture in use
 Burning clothes
 Burning plastics

NFIs

Qanniyeh
 Burning furniture in use
 Burning clothes
 Burning plastics

Most common strategies used to cope with a lack of fuel

NFIs

Yaqubiyeh
 Burning furniture in use
 Burning clothes
 Burning plastics

WASH

- Most common water source**
- Status of water source**
- Water is safe to drink
 - Water tastes/smells bad
 - People sick after drinking
 - No information
- Sufficiency of available water to meet household needs**
- Sufficient
 - Insufficient
 - No information
- Most common method of garbage disposal**

Maland

- Water trucking
- Private paid collection

Nasra

- Protected spring
- Private paid collection

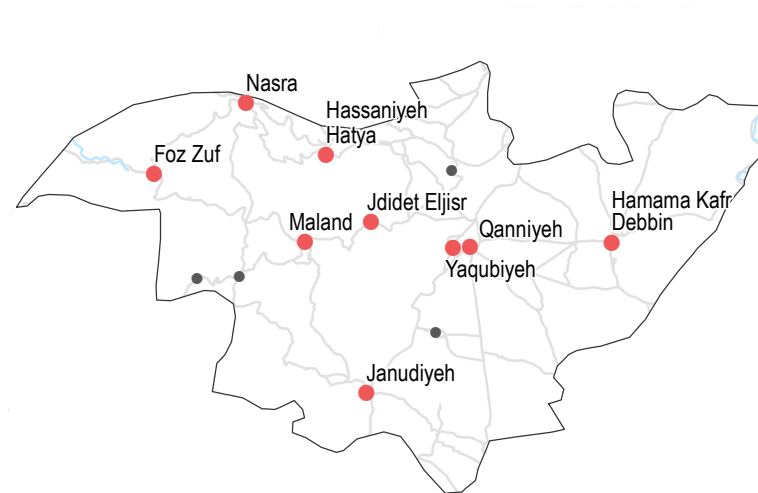
Qanniyeh

- Water trucking
- Private paid collection

Yaqubiyeh

- Water trucking
- Private paid collection

• 9/13 communities assessed (5 communities are shown on the previous factsheet): Maland, Nasra, Qanniyeh, Yaqubiyeh



Food Security

Maland

- Government distribution
 - No difficulties reported
 - Private bakeries unavailable
- Bread: 125 SYP
 Rice: 400 SYP
 Lentils: 400 SYP
 Sugar: 400 SYP
 Cooking oil: 600 SYP

Nasra

- Government distribution
 - No difficulties reported
 - Private bakeries unavailable
- Bread: 140 SYP
 Rice: 300 SYP
 Lentils: 325 SYP
 Sugar: 400 SYP
 Cooking oil: 600 SYP

Qanniyeh

- Government distribution
 - No difficulties reported
 - 0
- Bread: 125 SYP
 Rice: 400 SYP
 Lentils: 400 SYP
 Sugar: 400 SYP
 Cooking oil: 600 SYP

Yaqubiyeh

- Government distribution
 - No difficulties reported
 - Private bakeries unavailable
- Bread: 125 SYP
 Rice: 400 SYP
 Lentils: 400 SYP
 Sugar: 375 SYP
 Cooking oil: 600 SYP

Main challenges to obtaining food

- No challenges
- Some foods unavailable
- Local production decreased
- Lack of access to markets
- Some foods expensive
- Lack of resources to buy food
- Lack of access to fuel
- Cooking fuel unavailable
- No information

Bread (public): 1 pack
 Rice: 1kg
 Lentils: 1kg
 Sugar: 1kg
 Cooking oil: 1 litre

Access to bread

- Most common source of bread

- Most common barriers to accessing bread
- Number of days, per month, where bread from private bakeries was unavailable

Education

- Status of primary schools in village**
- Functioning
 - Not functioning
 - Not available
 - No information
- Barriers to accessing education services**

Qanniyeh

Most children accessed education

Yaqubiyeh

Most children accessed education

Maland

Most children accessed education

Nasra

Most children accessed education

Health

Most common health problems

Most common barriers to accessing healthcare

Maland

Diarrhoea
 Acute respiratory infections
 Severe diseases affecting those aged less than 5

No difficulties reported

Nasra

Diarrhoea
 Acute respiratory infections
 Severe diseases affecting those aged less than 5

No difficulties reported

Qanniyeh

Skin diseases
 Acute respiratory infections
 Severe diseases affecting those aged less than 5

No difficulties reported

Yaqubiyeh

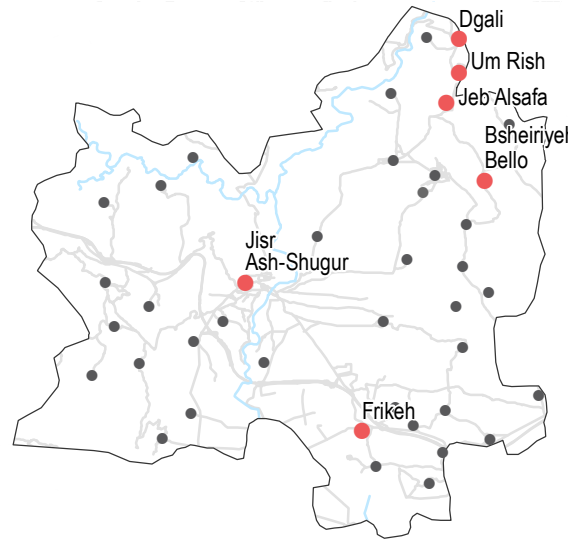
Diarrhoea
 Acute respiratory infections
 Severe diseases affecting those aged less than 5

No difficulties reported

Displacement

% of pre-conflict population remaining	76-100%	26-50%	1-25%
% of population that are female	Yes	No	No
% of female-headed households	Dgali		
IDPs living in village	76-100%	51-75%	1-25%
New IDP arrivals	Yes	No	No
Returnees	Frikeh		
	26-50%	26-50%	1-25%
	Yes	No	No

• 6/40 communities assessed (3 communities are shown on the next factsheet): Bsheiriyeh Bello, Dgali, Frikeh



NFIs

Bsheiriyeh Bello

B 7500 SYP	3000 SYP
C NA	5000 SYP
D 250 SYP	NA
F 65000 SYP	NA

Dgali

B 8000 SYP	3000 SYP
C NA	5000 SYP
D 275 SYP	NA
F 75000 SYP	NA

Frikeh

B 8000 SYP	3000 SYP
C NA	5000 SYP
D 250 SYP	NA
F 70000 SYP	NA

Most common electricity source

- Main network
- Generator
- No source
- Solar alternative
- No information

Fuel Prices (SYP)*

- B** Butane (cannister)
- C** Coal (1kg)
- D** Diesel (1 litre)
- F** Firewood (1 tonne)

NFI Prices (SYP)*

- Cement (50kg)
- Floor mat (3*4m)
- Plastic tarpaulin (1m²)
- Tent (5 persons)

NA: not available for purchase

Shelter

Most common shelter	Bsheiriyeh Bello
Independent apartment or house	NDPs IDPs
Shared apartment or house	4000 - 5000 SYP
Unfinished apartment or house	
Tent	Dgali
Private space not for shelter	NDPs IDPs
Cave/natural shelter	No info
Collective public space not for shelter	Frikeh
No IDPs	NDPs IDPs
No information	No info
Min - Max: rent paid per room (where known)	

Livelihoods

	Most common sources of income	Most common strategies used to cope with lack of income / resources
Bsheiriyeh Bello	Daily employment Sale of household assets Business/trade	Borrowing from family/friends Selling household assets
Dgali	Daily employment Sale of household assets Business/trade	Borrowing from family/friends Selling household assets
Frikeh	Daily employment Farm owning Business/trade	Borrowing from family/friends Selling household assets

Bsheiriyeh Bello

- Burning furniture in use
- Burning clothes
- Burning plastics

Dgali

- Burning furniture in use
- Burning clothes
- Burning plastics

Frikeh

- Burning furniture in use
- Burning clothes
- Burning plastics

Most common strategies used to cope with a lack of fuel

WASH

- Most common water source**
- Water is safe to drink
 - Water tastes/smells bad
 - People sick after drinking
 - No information
- Sufficiency of available water to meet household needs**
- Sufficient
 - Insufficient
 - No information
- Most common method of garbage disposal**
- Left in street / public area

Bsheiriyeh Bello

- Water trucking
- Private paid collection

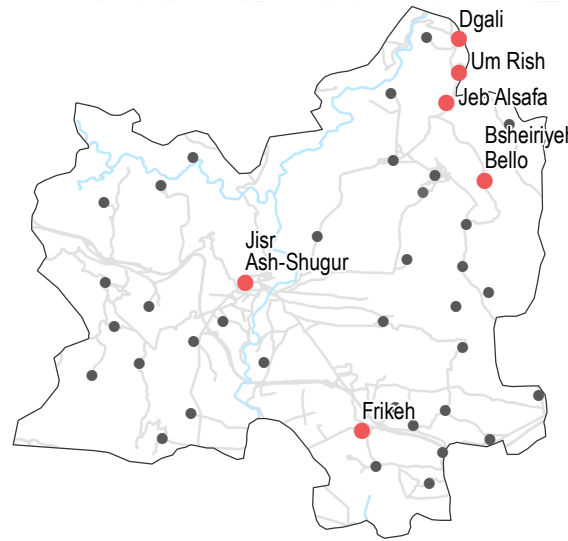
Dgali

- Water trucking
- Left in street / public area

Frikeh

- Water trucking
- Left in street / public area

• 6/40 communities assessed (3 communities are shown on the next factsheet): Bsheiriyeh Bello, Dgali, Frikeh



Education

- Status of primary schools in village**
- Functioning
 - Not functioning
 - Not available
 - No information
- Barriers to accessing education services**
- Most children accessed education

Frikeh

Most children accessed education

Dgali

Most children accessed education

Health



Most common health problems



Most common barriers to accessing healthcare

Bsheiriyeh Bello

Diarrhoea
 Acute respiratory infections
 Severe diseases affecting those aged less than 5

No difficulties reported

Dgali

Diarrhoea
 Acute respiratory infections
 Severe diseases affecting those aged less than 5

No difficulties reported

Frikeh

Diarrhoea
 Acute respiratory infections
 Severe diseases affecting those aged less than 5

No difficulties reported

Food Security

Bsheiriyeh Bello

- Bread: 125 SYP
- Rice: 400 SYP
- Lentils: 400 SYP
- Sugar: 400 SYP
- Cooking oil: 600 SYP
- Government distribution
- No difficulties reported
- Private bakeries unavailable

Dgali

- Bread: 125 SYP
- Rice: 450 SYP
- Lentils: 400 SYP
- Sugar: 375 SYP
- Cooking oil: 600 SYP
- Government distribution
- No difficulties reported
- Private bakeries unavailable

Frikeh

- Bread: no info
- Rice: 400 SYP
- Lentils: 400 SYP
- Sugar: 400 SYP
- Cooking oil: 600 SYP
- Private bakeries
- No difficulties reported
- Private bakeries unavailable

Main challenges to obtaining food

- No challenges
- Some foods unavailable
- Local production decreased
- Lack of access to markets
- Some foods expensive
- Lack of resources to buy food
- Lack of access to fuel
- Cooking fuel unavailable
- No information

Bread (public): 1 pack
 Rice: 1kg
 Lentils: 1kg
 Sugar: 1kg
 Cooking oil: 1 litre

Access to bread

- Most common source of bread
- Most common barriers to accessing bread
- Number of days, per month, where bread from private bakeries was unavailable

Jisr Ash-Shugur 2/2, Idleb Governorate

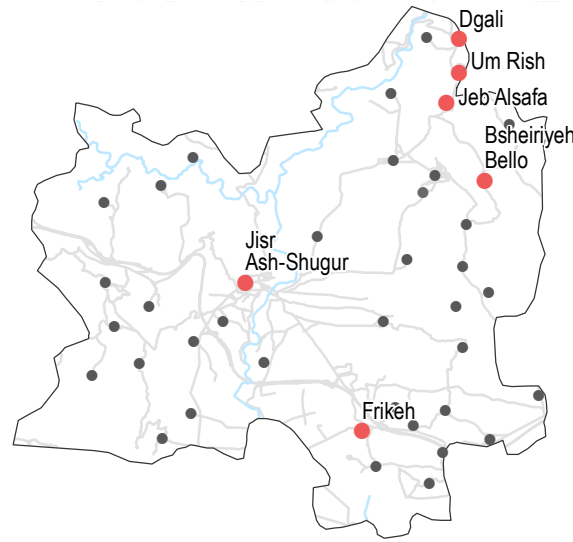
October 2017

Displacement

- % of pre-conflict population remaining
- % of population that are female
- % of female-headed households
- IDPs living in village
- New IDP arrivals
- Returnees

Jeb Alsafa		
76-100%	51-75%	1-25%
Yes	Yes	No
Jisr Ash-Shugur		
51-75%	26-50%	1-25%
Yes	Yes	Yes
Um Rish		
76-100%	26-50%	1-25%
Yes	Yes	No

• 6/40 communities assessed (3 communities are shown on the previous factsheet): Jeb Alsafa, Jisr Ash-Shugur, Um Rish



Shelter

- Independent apartment or house
- Shared apartment or house
- Unfinished apartment or house
- Tent
- Private space not for shelter
- Cave/natural shelter
- Collective public space not for shelter
- No IDPs
- No information
- Min - Max: rent paid per room (where known)

Jeb Alsafa	
NDPs	IDPs
4000 - 5000 SYP	
Jisr Ash-Shugur	
NDPs	IDPs
5000 - 6000 SYP	
Um Rish	
NDPs	IDPs
4000 - 5000 SYP	

Livelihoods

Most common sources of income

Most common strategies used to cope with lack of income / resources

Jeb Alsafa

Daily employment
Farm owning
Business/trade

Borrowing from family/friends
Selling household assets

Jisr Ash-Shugur

Daily employment
Sale of household assets
Business/trade

Borrowing from family/friends
High risk/illegal work
Selling household assets

Um Rish

Daily employment
Sale of household assets
Business/trade

Borrowing from family/friends
Selling household assets

NFIs

Jeb Alsafa

B 8000 SYP	2800 SYP
C NA	4800 SYP
D 250 SYP	NA
F 65000 SYP	NA

Jisr Ash-Shugur

B 8000 SYP	3000 SYP
C NA	5000 SYP
D 250 SYP	NA
F 70000 SYP	NA

Um Rish

B 8000 SYP	2800 SYP
C NA	4000 SYP
D 250 SYP	NA
F 65000 SYP	NA

Most common electricity source

- Main network
- Generator
- No source
- Solar alternative
- No information

Fuel Prices (SYP)*

- B** Butane (cannister)
- C** Coal (1kg)
- D** Diesel (1 litre)
- F** Firewood (1 tonne)

NFI Prices (SYP)*

- Cement (50kg)
- Floor mat (3*4m)
- Plastic tarpaulin (1m²)
- Tent (5 persons)

NA: not available for purchase

Jeb Alsafa

Cutting trees
Burning clothes
Burning plastics

Jisr Ash-Shugur

Burning furniture in use
Burning clothes
Burning plastics

Um Rish

Burning furniture in use
Burning clothes
Burning plastics

Most common strategies used to cope with a lack of fuel

WASH

- Most common water source**
- Status of water source**
- Water is safe to drink
 - Water tastes/smells bad
 - People sick after drinking
 - No information
- Sufficiency of available water to meet household needs**
- Sufficient
 - Insufficient
 - No information
- Most common method of garbage disposal**

Jeb Alsafa

- Water trucking
- Left in street / public area

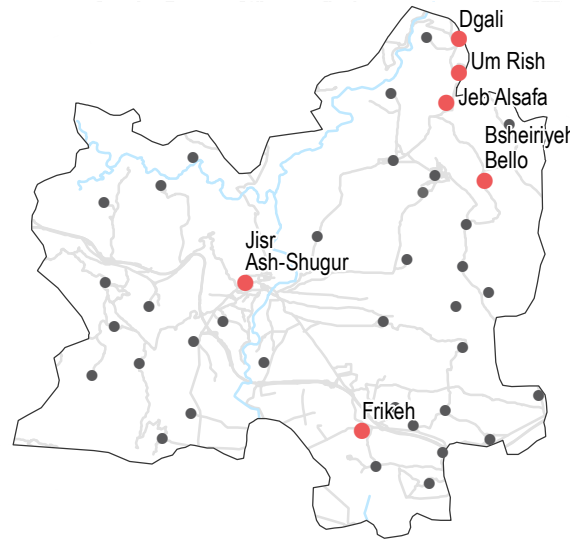
Jisr Ash-Shugur

- Water trucking
- Public free collection

Um Rish

- Network
- Left in street / public area

• 6/40 communities assessed (3 communities are shown on the previous factsheet): Jeb Alsafa, Jisr Ash-Shugur, Um Rish



Education

- Status of primary schools in village**
- Functioning
 - Not functioning
 - Not available
 - No information
- Barriers to accessing education services**

Um Rish

Most children accessed education

Jeb Alsafa

Most children accessed education

Jisr Ash-Shugur

Most children accessed education

Health

Most common health problems

Most common barriers to accessing healthcare

Jeb Alsafa

Diarrhoea
 Skin diseases
 Acute respiratory infections

No difficulties reported

Jisr Ash-Shugur

Diarrhoea
 Acute respiratory infections
 Severe diseases affecting those aged less than 5

No difficulties reported

Um Rish

Diarrhoea
 Acute respiratory infections
 Severe diseases affecting those aged less than 5

No difficulties reported

Food Security

Jeb Alsafa

- Government distribution
- Bread: 125 SYP
- Rice: 300 SYP
- Lentils: 400 SYP
- Sugar: 375 SYP
- Cooking oil: 600 SYP
- No difficulties reported

Jisr Ash-Shugur

- Private bakeries
- Bread: no info
- Rice: 400 SYP
- Lentils: 400 SYP
- Sugar: 400 SYP
- Cooking oil: 600 SYP
- No difficulties reported

Um Rish

- Government distribution
- Bread: 125 SYP
- Rice: 400 SYP
- Lentils: 350 SYP
- Sugar: 400 SYP
- Cooking oil: 600 SYP
- No difficulties reported
- Private bakeries unavailable

Main challenges to obtaining food

- No challenges
- Some foods unavailable
- Local production decreased
- Lack of access to markets
- Some foods expensive
- Lack of resources to buy food
- Lack of access to fuel
- Cooking fuel unavailable
- No information

Bread (public): 1 pack
 Rice: 1kg
 Lentils: 1kg
 Sugar: 1kg
 Cooking oil: 1 litre

Access to bread

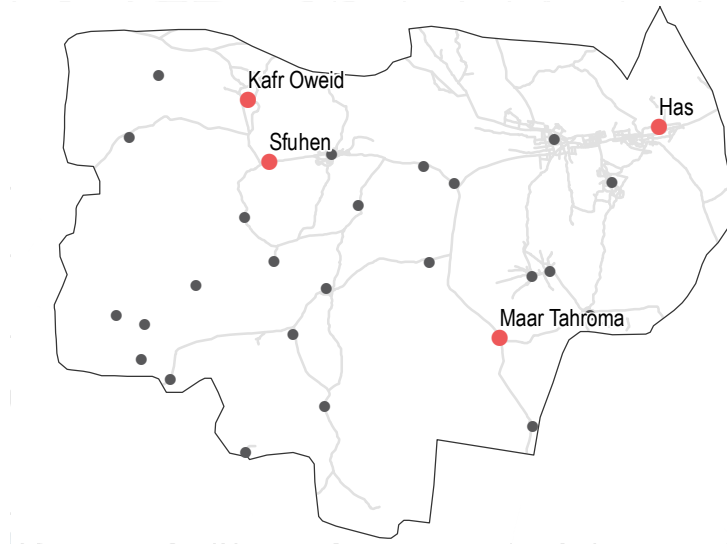
- Most common source of bread
- Most common barriers to accessing bread
- Number of days, per month, where bread from private bakeries was unavailable

Displacement

- % of pre-conflict population remaining
- % of population that are female
- % of female-headed households
- IDPs living in village
- New IDP arrivals
- Returnees

Community	% of pre-conflict population remaining	% of population that are female	% of female-headed households	IDPs living in village	New IDP arrivals	Returnees
Has	76-100%	1-25%	1-25%	Yes	No	No
Kafr Oweid	76-100%	1-25%	1-25%	Yes	No	No
Maar Tahroma	76-100%	1-25%	1-25%	Yes	No	No
Sfuhen	76-100%	1-25%	1-25%	Yes	No info	Yes

• 4/28 communities assessed : Has, Kafr Oweid, Maar Tahroma, Sfuhen



Shelter

- Independent apartment or house
- Shared apartment or house
- Unfinished apartment or house
- Tent
- Private space not for shelter
- Cave/natural shelter
- Collective public space not for shelter
- No IDPs
- No information
- Min - Max: rent paid per room (where known)

Community	Most common shelter	Min - Max: rent paid per room (where known)
Has	Independent apartment or house	2000 - 2500 SYP
Kafr Oweid	Independent apartment or house	1000 - 1500 SYP
Maar Tahroma	Independent apartment or house	2000 - 2500 SYP
Sfuhen	No information	1500 - 2000 SYP

Livelihoods

Most common sources of income

Most common strategies used to cope with lack of income / resources

Community	Most common sources of income	Most common strategies used to cope with lack of income / resources
Has	Daily employment Business/trade Sale of humanitarian aid	Borrowing from family/friends
Kafr Oweid	Daily employment Farm owning Sale of humanitarian aid	Borrowing from family/friends
Maar Tahroma	Daily employment Farm owning Sale of humanitarian aid	Borrowing from family/friends Selling household assets
Sfuhen	Daily employment Farm owning Sale of humanitarian aid	Borrowing from family/friends

NFIs

Community	Butane (cannister)	Coal (1kg)	Diesel (1 litre)	Firewood (1 tonne)	Electricity source
Has	B 7600 SYP	C 60 SYP	D 230 SYP	F 65000 SYP	Generator
Kafr Oweid	B 7400 SYP	C 60 SYP	D 250 SYP	F 65000 SYP	Generator
Maar Tahroma	B 7400 SYP	C 60 SYP	D 230 SYP	F 65000 SYP	Generator
Sfuhen	B 7400 SYP	C 60 SYP	D 230 SYP	F 66000 SYP	Generator

- Most common electricity source
- Main network
- Generator
- No source
- Solar alternative
- No information
- Fuel Prices (SYP)*
- B** Butane (cannister)
- C** Coal (1kg)
- D** Diesel (1 litre)
- F** Firewood (1 tonne)
- NFI Prices (SYP)*
- Cement (50kg)
- Floor mat (3*4m)
- Plastic tarpaulin (1m²)
- Tent (5 persons)
- NA: not available for purchase

Most common strategies used to cope with a lack of fuel

WASH

Most common water source

Status of water source

- Water is safe to drink
- Water tastes/smells bad
- People sick after drinking
- No information

Sufficiency of available water to meet household needs

- Sufficient
- Insufficient
- No information

Most common method of garbage disposal

Has

- Water trucking
- Public free collection

Kafr Oweid

- Water trucking
- Public free collection

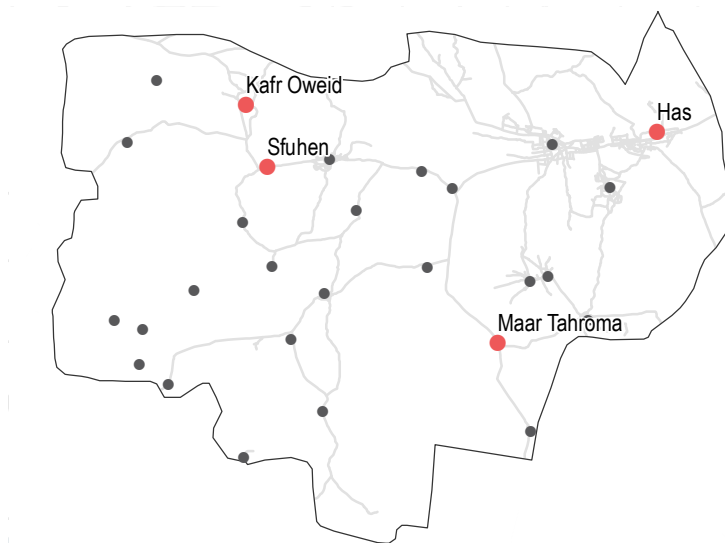
Maar Tahroma

- Water trucking
- Public free collection

Sfuhen

- Water trucking
- Public free collection

• 4/28 communities assessed : Has, Kafr Oweid, Maar Tahroma, Sfuhen



Education

Status of primary schools in village

- Functioning
- Not functioning
- Not available
- No information

Barriers to accessing education services

Has

Most children accessed education

Maar Tahroma

Most children accessed education

Sfuhen

Most children accessed education

Kafr Oweid

Most children accessed education

Health

	Most common health problems	Most common barriers to accessing healthcare
Has	Chronic diseases Pregnancy related diseases Severe diseases affecting those aged less than 5	No difficulties reported
Kafr Oweid	Chronic diseases Pregnancy related diseases Severe diseases affecting those aged less than 5	No difficulties reported
Maar Tahroma	Chronic diseases Pregnancy related diseases Severe diseases affecting those aged less than 5	No difficulties reported
Sfuhen	Chronic diseases Pregnancy related diseases Severe diseases affecting those aged less than 5	No difficulties reported

Food Security

Has

- Shops
- No difficulties reported
- Bread: 100 SYP
- Rice: 500 SYP
- Lentils: 450 SYP
- Sugar: 400 SYP
- Cooking oil: 625 SYP

Kafr Oweid

- Shops
- No difficulties reported
- Bread: 150 SYP
- Rice: 425 SYP
- Lentils: 400 SYP
- Sugar: 385 SYP
- Cooking oil: 625 SYP

Maar Tahroma

- Shops
- No difficulties reported
- Bread: 150 SYP
- Rice: 450 SYP
- Lentils: 450 SYP
- Sugar: 375 SYP
- Cooking oil: 600 SYP

Sfuhen

- Shops
- No difficulties reported
- Bread: 150 SYP
- Rice: 450 SYP
- Lentils: 400 SYP
- Sugar: 390 SYP
- Cooking oil: 600 SYP

Main challenges to obtaining food

- No challenges
- Some foods unavailable
- Local production decreased
- Lack of access to markets
- Some foods expensive
- Lack of resources to buy food
- Lack of access to fuel
- Cooking fuel unavailable
- No information

Bread (public): 1 pack
Rice: 1kg
Lentils: 1kg
Sugar: 1kg
Cooking oil: 1 litre

Access to bread

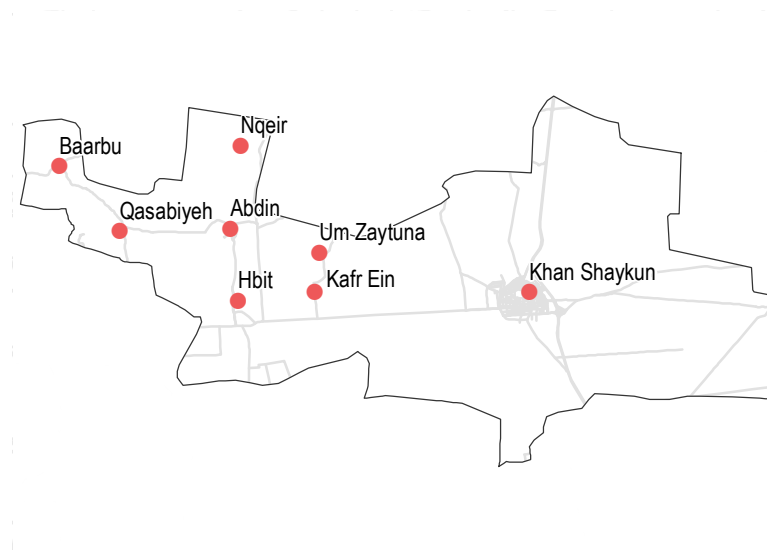
- Most common source of bread
- Most common barriers to accessing bread
- Number of days, per month, where bread from private bakeries was unavailable

Displacement

- % of pre-conflict population remaining
- % of population that are female
- % of female-headed households
- IDPs living in village
- New IDP arrivals
- Returnees

Community	% of pre-conflict population remaining	% of population that are female	% of female-headed households	IDPs living in village	New IDP arrivals	Returnees
Abdin	51-75%	51-75%	1-25%	Yes	No	No
Baarbu	76-100%	51-75%	1-25%	Yes	Yes	Yes
Hbit	51-75%	51-75%	1-25%	Yes	No	No
Kafr Ein	51-75%	51-75%	1-25%	Yes	Yes	No

• 8/8 communities assessed (4 communities are shown on the next factsheet): Abdin, Baarbu, Hbit, Kafr Ein



Shelter

- Independent apartment or house
- Shared apartment or house
- Unfinished apartment or house
- Tent
- Private space not for shelter
- Cave/natural shelter
- Collective public space not for shelter
- No IDPs
- No information
- Min - Max: rent paid per room (where known)

Community	Most common shelter	Min - Max: rent paid per room (where known)
Abdin	NDPs: IDPs:	1000 - 1500 SYP
Baarbu	NDPs: IDPs:	No info
Hbit	NDPs: IDPs:	3000 - 3500 SYP
Kafr Ein	NDPs: IDPs:	No info

Livelihoods

Most common sources of income

Most common strategies used to cope with lack of income / resources

Community	Most common sources of income	Most common strategies used to cope with lack of income / resources
Abdin	Farm owning Business/trade Savings	Children sent to work/beg Borrowing from family/friends Reducing meal size
Baarbu	Farm owning Business/trade Savings	Children sent to work/beg Selling household assets Reducing meal size
Hbit	Farm owning Business/trade Savings	Children sent to work/beg Selling household assets Reducing meal size
Kafr Ein	Farm owning Business/trade Sale of humanitarian aid	Children sent to work/beg Borrowing from family/friends Selling household assets

NFIs

Community	Butane (cannister)	Coal (1kg)	Diesel (1 litre)	Firewood (1 tonne)
Abdin	B 7500 SYP	C 75 SYP	D 260 SYP	F 70000 SYP
Baarbu	B 7500 SYP	C 75 SYP	D 250 SYP	F 75000 SYP
Hbit	B 7400 SYP	C 75 SYP	D 255 SYP	F 75000 SYP
Kafr Ein	B 8000 SYP	C 75 SYP	D 265 SYP	F 70000 SYP

- Most common electricity source
- Main network
 - Generator
 - No source
 - Solar alternative
 - No information
- Fuel Prices (SYP)*
- B** Butane (cannister)
 - C** Coal (1kg)
 - D** Diesel (1 litre)
 - F** Firewood (1 tonne)
- NFI Prices (SYP)*
- Cement (50kg)
 - Floor mat (3*4m)
 - Plastic tarpaulin (1m²)
 - Tent (5 persons)
- NA: not available for purchase

Abdin
No lack of fuel

Baarbu
No lack of fuel

Hbit
No lack of fuel

Most common strategies used to cope with a lack of fuel

Kafr Ein
No lack of fuel

WASH

- Most common water source**
- Status of water source**
- Water is safe to drink
 - Water tastes/smells bad
 - People sick after drinking
 - No information
- Sufficiency of available water to meet household needs**
- Sufficient
 - Insufficient
 - No information
- Most common method of garbage disposal**

Abdin

- Network
- Buried / burned

Baarbu

- Network
- Buried / burned

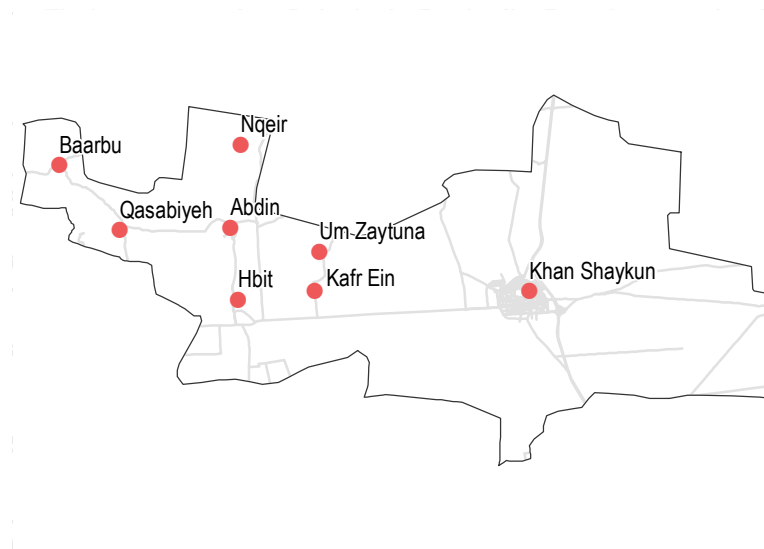
Hbit

- Water trucking
- Public free collection

Kafr Ein

- Water trucking
- Buried / burned

8/8 communities assessed (4 communities are shown on the next factsheet): Abdin, Baarbu, Hbit, Kafr Ein



Education

- Status of primary schools in village**
- Functioning
 - Not functioning
 - Not available
 - No information
- Barriers to accessing education services**

Hbit

Most children accessed education

Kafr Ein

Most children accessed education

Abdin

Most children accessed education

Baarbu

Most children accessed education

Health

Most common health problems

Most common barriers to accessing healthcare

Abdin

Skin diseases
 Chronic diseases
 Severe diseases affecting those aged less than 5

No facilities in the area

Baarbu

Skin diseases
 Chronic diseases
 Severe diseases affecting those aged less than 5

No facilities in the area

Hbit

Skin diseases
 Pregnancy related diseases
 Severe diseases affecting those aged less than 5

No facilities in the area

Kafr Ein

Skin diseases
 Chronic diseases
 Severe diseases affecting those aged less than 5

No facilities in the area

Food Security

Abdin

- Bread: 250 SYP
- Rice: 400 SYP
- Lentils: 400 SYP
- Sugar: 375 SYP
- Cooking oil: 550 SYP

Shops

No difficulties reported

Private bakeries unavailable

Baarbu

- Bread: no info
- Rice: 400 SYP
- Lentils: 400 SYP
- Sugar: 375 SYP
- Cooking oil: 550 SYP

Shops

No difficulties reported

Private bakeries unavailable

Hbit

- Bread: 200 SYP
- Rice: 400 SYP
- Lentils: 400 SYP
- Sugar: 375 SYP
- Cooking oil: 550 SYP

Private bakeries

No difficulties reported

1 to 10

Kafr Ein

- Bread: 130 SYP
- Rice: 400 SYP
- Lentils: 400 SYP
- Sugar: 375 SYP
- Cooking oil: 550 SYP

Public bakeries

No difficulties reported

Private bakeries unavailable

Main challenges to obtaining food

- No challenges
- Some foods unavailable
- Local production decreased
- Lack of access to markets
- Some foods expensive
- Lack of resources to buy food
- Lack of access to fuel
- Cooking fuel unavailable
- No information

Bread (public): 1 pack
 Rice: 1kg
 Lentils: 1kg
 Sugar: 1kg
 Cooking oil: 1 litre

Access to bread

Most common source of bread

Most common barriers to accessing bread

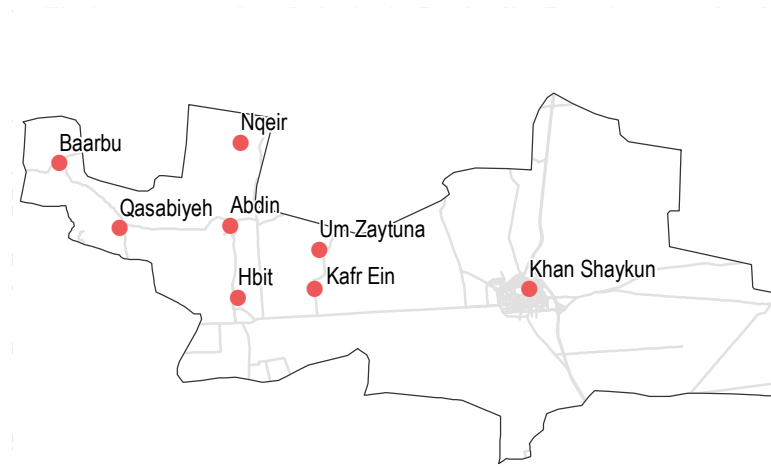
Number of days, per month, where bread from private bakeries was unavailable

Displacement

- % of pre-conflict population remaining
- % of population that are female
- % of female-headed households
- IDPs living in village
- New IDP arrivals
- Returnees

Khan Shaykun		
76-100%	76-100%	51-75%
Yes	Yes	No
Nqeir		
76-100%	51-75%	1-25%
Yes	No	No
Qasabiyeh		
51-75%	51-75%	1-25%
Yes	No	Yes
Um Zaytuna		
51-75%	51-75%	1-25%
Yes	Yes	No

• 8/8 communities assessed (4 communities are shown on the previous factsheet): Khan Shaykun, Nqeir, Qasabiyeh, Um Zaytuna



NFIs

Khan Shaykun		Um Zaytuna	
B 7400 SYP	2800 SYP	B 7400 SYP	2700 SYP
C 75 SYP	4000 SYP	C 50 SYP	4000 SYP
D 250 SYP	350 SYP	D 250 SYP	350 SYP
F 70000 SYP	25000 SYP	F 70000 SYP	25000 SYP

Nqeir

B 8000 SYP	3200 SYP
C 75 SYP	3500 SYP
D 265 SYP	400 SYP
F 70000 SYP	25000 SYP

Qasabiyeh

B 7500 SYP	2700 SYP
C 75 SYP	4000 SYP
D 250 SYP	350 SYP
F 70000 SYP	25000 SYP

- Most common electricity source
- Main network
 - Generator
 - No source
 - Solar alternative
 - No information
- Fuel Prices (SYP)*
- B** Butane (cannister)
 - C** Coal (1kg)
 - D** Diesel (1 litre)
 - F** Firewood (1 tonne)
- NFI Prices (SYP)*
- Cement (50kg)
 - Floor mat (3*4m)
 - Plastic tarpaulin (1m²)
 - Tent (5 persons)
- NA: not available for purchase

Shelter

- Independent apartment or house
 - Shared apartment or house
 - Unfinished apartment or house
 - Tent
 - Private space not for shelter
 - Cave/natural shelter
 - Collective public space not for shelter
 - No IDPs
 - No information
- Min - Max: rent paid per room (where known)

Khan Shaykun		Um Zaytuna	
NDPs	IDPs	NDPs	IDPs
3000 - 3500 SYP		2500 - 3000 SYP	
Nqeir		Qasabiyeh	
NDPs	IDPs	NDPs	IDPs
3000 - 3500 SYP		3000 - 3500 SYP	

Livelihoods

Most common sources of income

Most common strategies used to cope with lack of income / resources

Community	Most common sources of income	Most common strategies used to cope with lack of income / resources
Khan Shaykun	Farm owning Business/trade Sale of humanitarian aid	Children sent to work/beg Selling household assets Reducing meal size
Nqeir	Farm owning Business/trade Sale of humanitarian aid	Children sent to work/beg Selling household assets Reducing meal size
Qasabiyeh	Sale of household assets Farm owning Business/trade	Children sent to work/beg Selling household assets Reducing meal size
Um Zaytuna	Farm owning Business/trade Savings	Children sent to work/beg Selling household assets Reducing meal size

Khan Shaykun
No lack of fuel

Nqeir
No lack of fuel

Qasabiyeh
No lack of fuel

Most common strategies used to cope with a lack of fuel

Um Zaytuna
No lack of fuel

WASH

- Most common water source**
- Status of water source**
- Water is safe to drink
 - Water tastes/smells bad
 - People sick after drinking
 - No information
- Sufficiency of available water to meet household needs**
- Sufficient
 - Insufficient
 - No information
- Most common method of garbage disposal**

Khan Shaykun

- Network
- Public free collection

Nqeir

- Network
- Public free collection

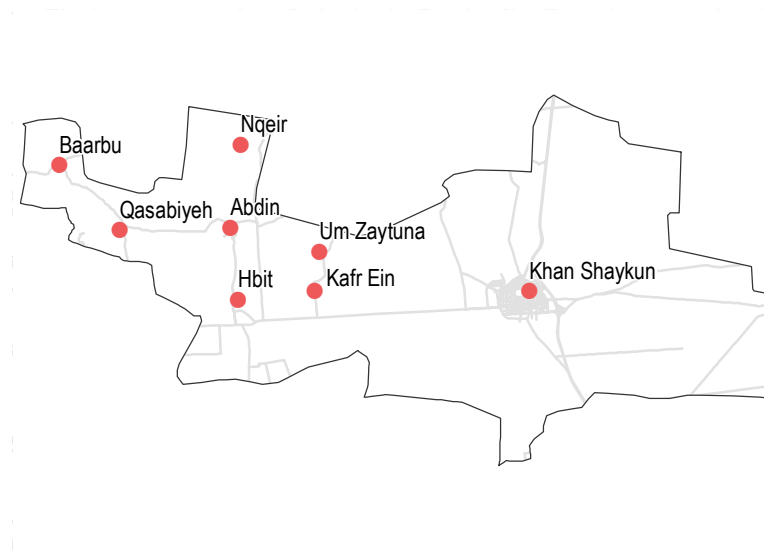
Qasabiyeh

- Network
- Buried / burned

Um Zaytuna

- Water trucking
- Buried / burned

• 8/8 communities assessed (4 communities are shown on the previous factsheet): Khan Shaykun, Nqeir, Qasabiyeh, Um Zaytuna



Education

- Status of primary schools in village**
- Functioning
 - Not functioning
 - Not available
 - No information
- Barriers to accessing education services**
- Khan Shaykun: Most children accessed education
 - Nqeir: Most children accessed education

Qasabiyeh

Most children accessed education

Um Zaytuna

Most children accessed education

Health



Most common health problems



Most common barriers to accessing healthcare

Khan Shaykun

Skin diseases
 Chronic diseases
 Severe diseases affecting those aged less than 5

No difficulties reported

Nqeir

Skin diseases
 Chronic diseases
 Pregnancy related diseases

No facilities in the area

Qasabiyeh

Skin diseases
 Pregnancy related diseases
 Severe diseases affecting those aged less than 5

No facilities in the area

Um Zaytuna

Skin diseases
 Pregnancy related diseases
 Severe diseases affecting those aged less than 5

No facilities in the area

Food Security

Khan Shaykun

- Bread: 250 SYP
- Rice: 400 SYP
- Lentils: 400 SYP
- Sugar: 375 SYP
- Cooking oil: 550 SYP

Private bakeries

No difficulties reported

1 to 10

Nqeir

- Bread: 250 SYP
- Rice: 400 SYP
- Lentils: 400 SYP
- Sugar: 375 SYP
- Cooking oil: 550 SYP

Shops

No difficulties reported

Private bakeries unavailable

Qasabiyeh

- Bread: no info
- Rice: 425 SYP
- Lentils: 400 SYP
- Sugar: 375 SYP
- Cooking oil: 550 SYP

Shops

No difficulties reported

Private bakeries unavailable

Um Zaytuna

- Bread: 125 SYP
- Rice: 400 SYP
- Lentils: 400 SYP
- Sugar: 375 SYP
- Cooking oil: 550 SYP

Public bakeries

No difficulties reported

Private bakeries unavailable

Main challenges to obtaining food

- No challenges
- Some foods unavailable
- Local production decreased
- Lack of access to markets
- Some foods expensive
- Lack of resources to buy food
- Lack of access to fuel
- Cooking fuel unavailable
- No information

Bread (public): 1 pack
 Rice: 1kg
 Lentils: 1kg
 Sugar: 1kg
 Cooking oil: 1 litre

Access to bread

Most common source of bread

Most common barriers to accessing bread

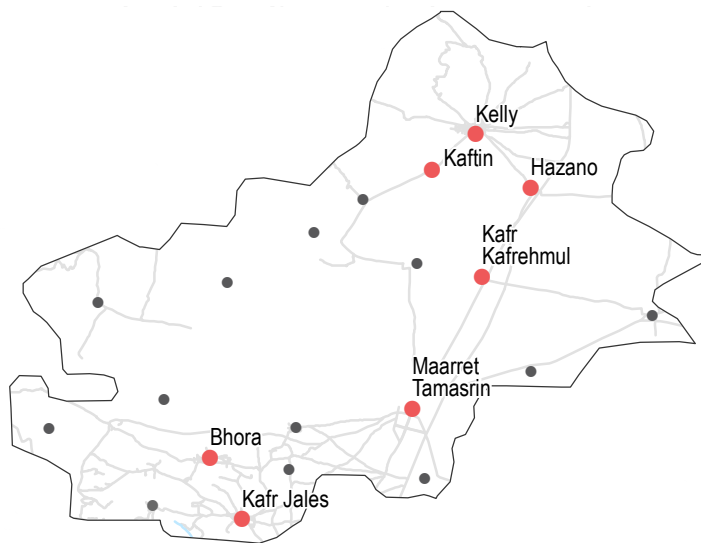
Number of days, per month, where bread from private bakeries was unavailable

Displacement

- % of pre-conflict population remaining
- % of population that are female
- % of female-headed households
- IDPs living in village
- New IDP arrivals
- Returnees

Community	% of pre-conflict population remaining	% of population that are female	% of female-headed households	IDPs living in village	New IDP arrivals	Returnees
Bhora	51-75%	26-50%	1-25%	Yes	No	No
Hazano	76-100%	51-75%	1-25%	Yes	Yes	No
Kafr Kafrehmul	51-75%	26-50%	1-25%	Yes	No	No
Kafr Jales	51-75%	26-50%	1-25%	Yes	No	No

• 7/19 communities assessed (3 communities are shown on the next factsheet): Bhora, Hazano, Kafr Kafrehmul, Kafr Jales



Shelter

- Independent apartment or house
- Shared apartment or house
- Unfinished apartment or house
- Tent
- Private space not for shelter
- Cave/natural shelter
- Collective public space not for shelter
- No IDPs
- No information
- Min - Max: rent paid per room (where known)

Community	Most common shelter	NDPs	IDPs
Bhora	Independent apartment or house	3500 - 5000 SYP	
Kafr Jales	Independent apartment or house	5500 - 6000 SYP	
Hazano	Shared apartment or house	8000 - 10000 SYP	
Kafr Kafrehmul	Unfinished apartment or house	6500 - 8000 SYP	

Livelihoods

Most common sources of income

Most common strategies used to cope with lack of income / resources

Community	Most common sources of income	Most common strategies used to cope with lack of income / resources
Bhora	Daily employment Farm owning Business/trade	Children sent to work/beg
Hazano	Farm owning Business/trade Support from family/friends	Borrowing from family/friends Skipping meals Reducing meal size
Kafr Kafrehmul	Daily employment Farm owning Business/trade	Children sent to work/beg
Kafr Jales	Daily employment Farm owning Business/trade	Children sent to work/beg

NFIs

Community	Most common electricity source	Fuel Prices (SYP)*	NFI Prices (SYP)*
Bhora	Generator	B 7800 SYP C 400 SYP D 325 SYP F NA	Cement (50kg) Floor mat (3*4m) Plastic tarpaulin (1m²) Tent (5 persons)
Kafr Jales	Generator	B 7800 SYP C 400 SYP D 325 SYP F 65000 SYP	NA: not available for purchase
Hazano	Generator	B 7000 SYP C 40 SYP D 265 SYP F 65000 SYP	
Kafr Kafrehmul	Generator	B 8000 SYP C 400 SYP D 325 SYP F 68000 SYP	

- Main network
- Generator
- No source
- Solar alternative
- No information

Bhora
No lack of fuel

Hazano
No lack of fuel

Kafr Kafrehmul
No lack of fuel

Most common strategies used to cope with a lack of fuel

Kafr Jales
No lack of fuel

WASH

- Most common water source**
- Status of water source**
- Water is safe to drink
 - Water tastes/smells bad
 - People sick after drinking
 - No information
- Sufficiency of available water to meet household needs**
- Sufficient
 - Insufficient
 - No information
- Most common method of garbage disposal**

Bhora

- Closed well
- Private paid collection

Hazano

- Water trucking
- Public free collection

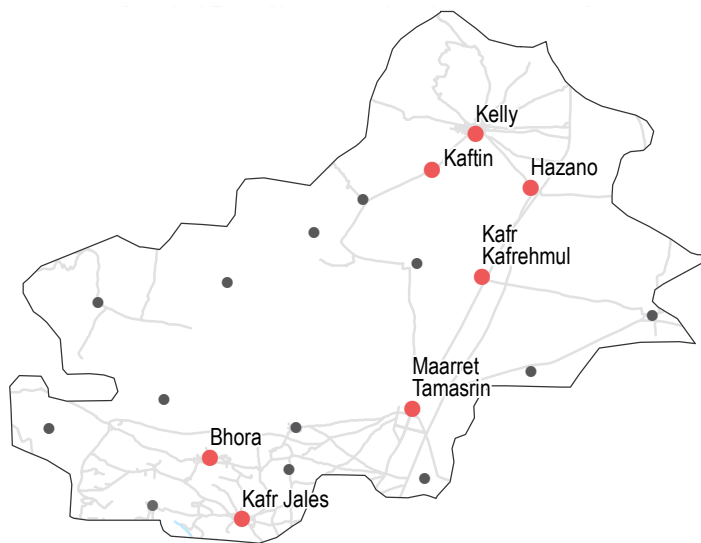
Kafr Kafrehmul

- Closed well
- Private paid collection

Kafr Jales

- Water trucking
- Private paid collection

• 7/19 communities assessed (3 communities are shown on the next factsheet): Bhora, Hazano, Kafr Kafrehmul, Kafr Jales



Education

- Status of primary schools in village**
- Functioning
 - Not functioning
 - Not available
 - No information
- Barriers to accessing education services**

Kafr Kafrehmul

Most children accessed education

Kafr Jales

Most children accessed education

Bhora

Most children accessed education

Hazano

Most children accessed education

Health

Most common health problems

Most common barriers to accessing healthcare

Bhora

Diarrhoea
Acute respiratory infections
Fever

No facilities in the area

Hazano

Pregnancy related diseases
Maternal health issues
Severe diseases affecting those aged less than 5

No difficulties reported

Kafr Kafrehmul

Maternal health issues
Acute respiratory infections
Fever

No difficulties reported

Kafr Jales

Acute respiratory infections
Fever
Severe diseases affecting those aged less than 5

No facilities in the area

Food Security

Bhora

- Shops
- Bread: 150 SYP
- Rice: 450 SYP
- Lentils: 350 SYP
- Sugar: 375 SYP
- Cooking oil: 575 SYP
- No difficulties reported
- Private bakeries unavailable

Hazano

- Private bakeries
- Bread: no info
- Rice: 300 SYP
- Lentils: 350 SYP
- Sugar: 350 SYP
- Cooking oil: 500 SYP
- No difficulties reported
- 0

Kafr Kafrehmul

- Shops
- Bread: 140 SYP
- Rice: 450 SYP
- Lentils: 350 SYP
- Sugar: 375 SYP
- Cooking oil: 575 SYP
- No difficulties reported
- Private bakeries unavailable

Kafr Jales

- Shops
- Bread: 140 SYP
- Rice: 450 SYP
- Lentils: 325 SYP
- Sugar: 375 SYP
- Cooking oil: 575 SYP
- No difficulties reported
- Private bakeries unavailable

Main challenges to obtaining food

- No challenges
- Some foods unavailable
- Local production decreased
- Lack of access to markets
- Some foods expensive
- Lack of resources to buy food
- Lack of access to fuel
- Cooking fuel unavailable
- No information

Bread (public): 1 pack
Rice: 1kg
Lentils: 1kg
Sugar: 1kg
Cooking oil: 1 litre

Access to bread

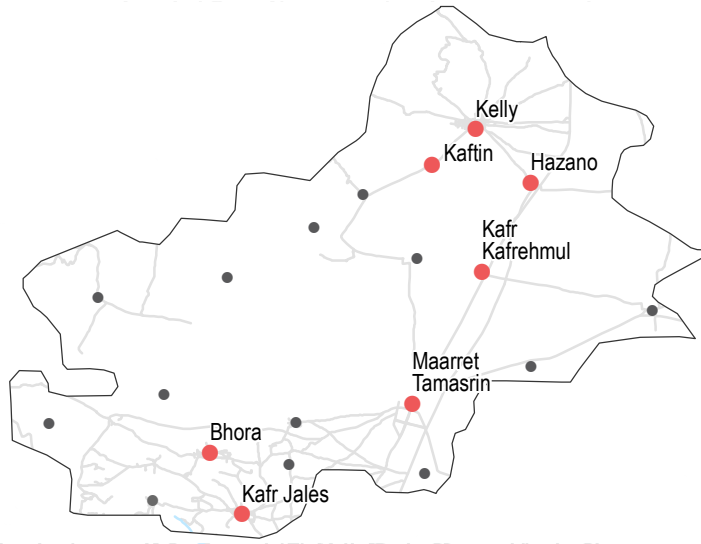
- Most common source of bread
- Most common barriers to accessing bread
- Number of days, per month, where bread from private bakeries was unavailable

Displacement

- % of pre-conflict population remaining
- % of population that are female
- % of female-headed households
- IDPs living in village
- New IDP arrivals
- Returnees

Kaftin		
51-75%	26-50%	1-25%
Yes	No	No
Kelly		
76-100%	51-75%	1-25%
Yes	Yes	No
Maaret Tamsrin		
51-75%	26-50%	1-25%
Yes	No	No

• 7/19 communities assessed (4 communities are shown on the previous factsheet): Kaftin, Kelly, Maarret Tamsrin



Shelter

- Independent apartment or house
- Shared apartment or house
- Unfinished apartment or house
- Tent
- Private space not for shelter
- Cave/natural shelter
- Collective public space not for shelter
- No IDPs
- No information
- Min - Max: rent paid per room (where known)

Kaftin	
NDPs	IDPs
6000 - 6500 SYP	
Kelly	
NDPs	IDPs
10000 - 12000 SYP	
Maaret Tamsrin	
NDPs	IDPs
8500 - 9500 SYP	

Livelihoods

Most common sources of income

Most common strategies used to cope with lack of income / resources

Community	Most common sources of income	Most common strategies used to cope with lack of income / resources
Kaftin	Daily employment Farm owning Business/trade	Children sent to work/beg
Kelly	Farm owning Business/trade Support from family/friends	Borrowing from family/friends Skipping meals Reducing meal size
Maaret Tamsrin	Daily employment Business/trade Remittances	Children sent to work/beg

NFIs

Kaftin

B 7500 SYP	2800 SYP
C 375 SYP	2800 SYP
D 325 SYP	1100 SYP
F 62500 SYP	NA

Kelly

B 7000 SYP	2700 SYP
C 40 SYP	5500 SYP
D 265 SYP	250 SYP
F 65000 SYP	25000 SYP

Maaret Tamsrin

B 7500 SYP	2800 SYP
C 375 SYP	3000 SYP
D 300 SYP	1100 SYP
F 65000 SYP	NA

Kaftin
No lack of fuel

Kelly
No lack of fuel

Maaret Tamsrin
No lack of fuel

Most common electricity source

- Main network
- Generator
- No source
- Solar alternative
- No information

Fuel Prices (SYP)*

- B** Butane (cannister)
- C** Coal (1kg)
- D** Diesel (1 litre)
- F** Firewood (1 tonne)

NFI Prices (SYP)*

- Cement (50kg)
- Floor mat (3*4m)
- Plastic tarpaulin (1m²)
- Tent (5 persons)

NA: not available for purchase

Most common strategies used to cope with a lack of fuel

WASH

- Most common water source**
- Status of water source**
- Water is safe to drink
 - Water tastes/smells bad
 - People sick after drinking
 - No information
- Sufficiency of available water to meet household needs**
- Sufficient
 - Insufficient
 - No information
- Most common method of garbage disposal**

Kaftin

- Closed well
- Private paid collection

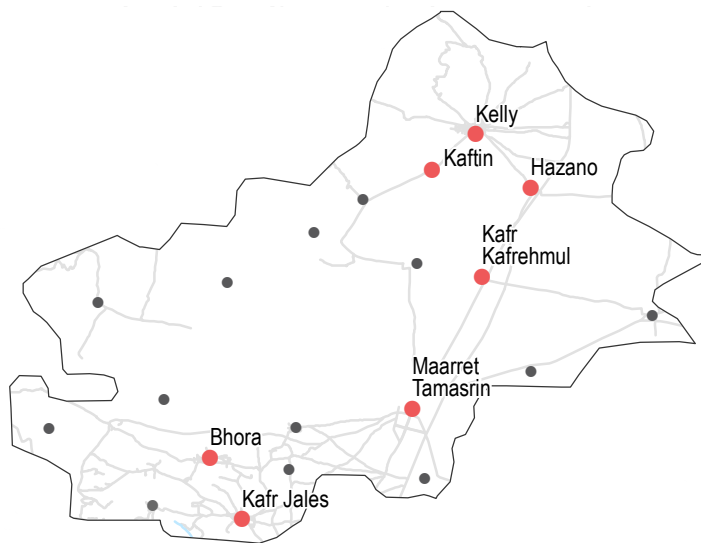
Kelly

- Water trucking
- Public free collection

Maaret Tamsrin

- Network
- Private paid collection

• 7/19 communities assessed (4 communities are shown on the previous factsheet): Kaftin, Kelly, Maarret Tamsrin



Education

- Status of primary schools in village**
- Functioning
 - Not functioning
 - Not available
 - No information
- Barriers to accessing education services**

Maaret Tamsrin

Most children accessed education

Kaftin

Most children accessed education

Kelly

Most children accessed education

Health

Most common health problems

Most common barriers to accessing healthcare

Kaftin

Acute respiratory infections
 Fever
 Severe diseases affecting those aged less than 5

No difficulties reported

Kelly

Pregnancy related diseases
 Maternal health issues
 Severe diseases affecting those aged less than 5

No difficulties reported

Maaret Tamsrin

Acute respiratory infections
 Fever
 Severe diseases affecting those aged less than 5

No difficulties reported

Food Security

Kaftin

- Shops
- Bread: 150 SYP
- Rice: 400 SYP
- Lentils: 325 SYP
- Sugar: 400 SYP
- Cooking oil: 550 SYP
- No difficulties reported

Kelly

- Private bakeries
- Bread: no info
- Rice: 300 SYP
- Lentils: 350 SYP
- Sugar: 350 SYP
- Cooking oil: 500 SYP
- No difficulties reported

Maaret Tamsrin

- Public bakeries
- Bread: 120 SYP
- Rice: 450 SYP
- Lentils: 350 SYP
- Sugar: 400 SYP
- Cooking oil: 575 SYP
- No difficulties reported

Main challenges to obtaining food

- No challenges
- Some foods unavailable
- Local production decreased
- Lack of access to markets
- Some foods expensive
- Lack of resources to buy food
- Lack of access to fuel
- Cooking fuel unavailable
- No information

Bread (public): 1 pack
 Rice: 1kg
 Lentils: 1kg
 Sugar: 1kg
 Cooking oil: 1 litre

Access to bread

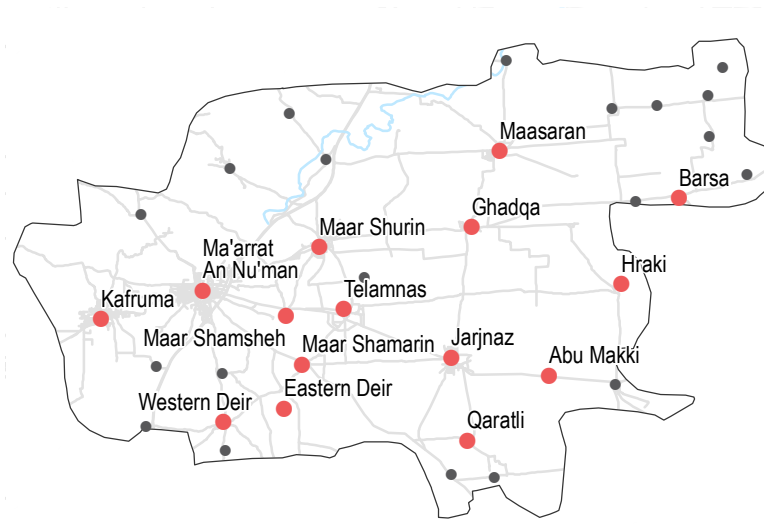
- Most common source of bread
- Most common barriers to accessing bread
- Number of days, per month, where bread from private bakeries was unavailable

Displacement

- % of pre-conflict population remaining
- % of population that are female
- % of female-headed households
- IDPs living in village
- New IDP arrivals
- Returnees

Community	% of pre-conflict population remaining	% of population that are female	% of female-headed households	IDPs living in village	New IDP arrivals	Returnees
Abu Makki	76-100%	1-25%	1-25%	Yes	No	No
Barsa	76-100%	1-25%	1-25%	Yes	No	No
Eastern Deir	76-100%	1-25%	1-25%	Yes	No	No
Ghadqa	76-100%	1-25%	1-25%	Yes	No	No
Hraki	76-100%	1-25%	1-25%	Yes	No	No

• 15/35 communities assessed (10 communities are shown on the next two factsheets): Abu Makki, Barsa, Eastern Deir, Ghadqa, Hraki



NFIs

Community	Electricity Source	Fuel Prices (SYP)*	NFI Prices (SYP)*
Abu Makki	B 7600 SYP, C 65 SYP, D 250 SYP, F 70000 SYP	B 7600 SYP, C 65 SYP, D 250 SYP, F 70000 SYP	B 7500 SYP, C 65 SYP, D 250 SYP, F 71000 SYP
Ghadqa	B 7600 SYP, C 65 SYP, D 250 SYP, F 70000 SYP	B 7600 SYP, C 65 SYP, D 250 SYP, F 70000 SYP	B 7500 SYP, C 65 SYP, D 240 SYP, F 71000 SYP
Barsa	B 7600 SYP, C 65 SYP, D 250 SYP, F 70000 SYP	B 7600 SYP, C 65 SYP, D 250 SYP, F 70000 SYP	B 7500 SYP, C 60 SYP, D 260 SYP, F 70000 SYP
Hraki	B 7600 SYP, C 65 SYP, D 250 SYP, F 70000 SYP	B 7600 SYP, C 65 SYP, D 250 SYP, F 70000 SYP	B 7500 SYP, C 60 SYP, D 260 SYP, F 70000 SYP
Eastern Deir	B 7600 SYP, C 65 SYP, D 250 SYP, F 70000 SYP	B 7600 SYP, C 65 SYP, D 250 SYP, F 70000 SYP	B 7500 SYP, C 60 SYP, D 260 SYP, F 70000 SYP

Shelter

- Independent apartment or house
- Shared apartment or house
- Unfinished apartment or house
- Tent
- Private space not for shelter
- Cave/natural shelter
- Collective public space not for shelter
- No IDPs
- No information
- Min - Max: rent paid per room (where known)

Community	Most common shelter	Min - Max: rent paid per room (where known)
Abu Makki	Independent apartment or house	1500 - 2000 SYP
Barsa	Independent apartment or house	No info
Eastern Deir	Independent apartment or house	2500 - 3000 SYP
Ghadqa	Independent apartment or house	2200 - 2500 SYP
Hraki	Independent apartment or house	No info

Livelihoods

Community	Most common sources of income	Most common strategies used to cope with lack of income / resources
Abu Makki	Daily employment, Farm owning, Sale of humanitarian aid	Borrowing from family/friends
Barsa	Daily employment, Farm owning, Sale of humanitarian aid	Borrowing from family/friends
Eastern Deir	Daily employment, Farm owning, Sale of humanitarian aid	Borrowing from family/friends
Ghadqa	Daily employment, Farm owning, Sale of humanitarian aid	Borrowing from family/friends
Hraki	Daily employment, Farm owning, Sale of humanitarian aid	Borrowing from family/friends

Community	Most common electricity source	Fuel Prices (SYP)*	NFI Prices (SYP)*
Abu Makki	Main network	B Butane (cannister), C Coal (1kg), D Diesel (1 litre), F Firewood (1 tonne)	Cement (50kg), Floor mat (3*4m), Plastic tarpaulin (1m²), Tent (5 persons)
Barsa	Generator	B Butane (cannister), C Coal (1kg), D Diesel (1 litre), F Firewood (1 tonne)	Cement (50kg), Floor mat (3*4m), Plastic tarpaulin (1m²), Tent (5 persons)
Eastern Deir	Generator	B Butane (cannister), C Coal (1kg), D Diesel (1 litre), F Firewood (1 tonne)	Cement (50kg), Floor mat (3*4m), Plastic tarpaulin (1m²), Tent (5 persons)
Ghadqa	Generator	B Butane (cannister), C Coal (1kg), D Diesel (1 litre), F Firewood (1 tonne)	Cement (50kg), Floor mat (3*4m), Plastic tarpaulin (1m²), Tent (5 persons)
Hraki	Generator	B Butane (cannister), C Coal (1kg), D Diesel (1 litre), F Firewood (1 tonne)	Cement (50kg), Floor mat (3*4m), Plastic tarpaulin (1m²), Tent (5 persons)

Ma'arrat An Nu'man 1/3, Idleb Governorate

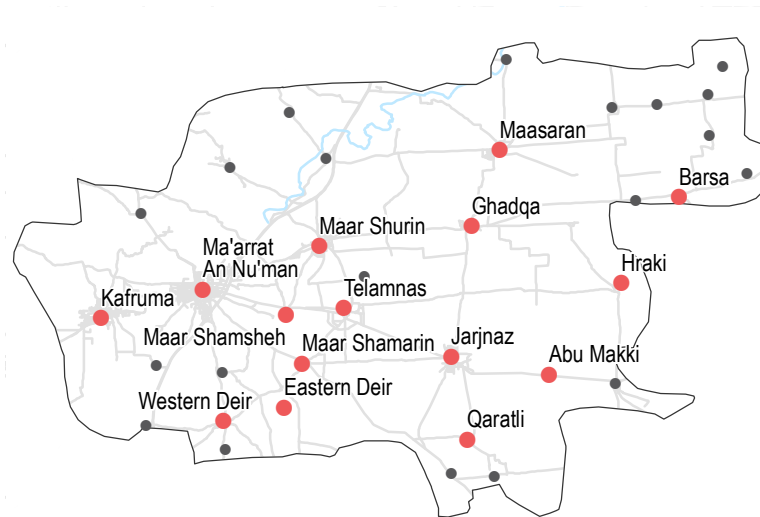
October 2017

WASH

- Most common water source**
- Status of water source**
- Water is safe to drink
 - Water tastes/smells bad
 - People sick after drinking
 - No information
- Sufficiency of available water to meet household needs**
- Sufficient
 - Insufficient
 - No information
- Most common method of garbage disposal**

- Abu Makki**
- Water trucking
 - Public free collection
- Barsa**
- Water trucking
 - Public free collection
- Eastern Deir**
- Water trucking
 - Public free collection
- Ghadqa**
- Water trucking
 - Public free collection
- Hraki**
- Water trucking
 - Public free collection

• 15/35 communities assessed (10 communities are shown on the next two factsheets): Abu Makki, Barsa, Eastern Deir, Ghadqa, Hraki



Education

- Status of primary schools in village**
- Functioning
 - Not functioning
 - Not available
 - No information
- Barriers to accessing education services**
- Abu Makki
 - Barsa

- Eastern Deir**
- Most children accessed education
- Ghadqa**
- Most children accessed education
- Hraki**
- Most children accessed education

Health

- Most common health problems**
- Most common barriers to accessing healthcare**

Community	Most common health problems	Most common barriers to accessing healthcare
Abu Makki	Disabilities Pregnancy related diseases Severe diseases affecting those aged less than 5	No difficulties reported
Barsa	Chronic diseases Severe diseases affecting those aged less than 5	No difficulties reported
Eastern Deir	Chronic diseases Pregnancy related diseases Severe diseases affecting those aged less than 5	No difficulties reported
Ghadqa	Chronic diseases Pregnancy related diseases Severe diseases affecting those aged less than 5	No difficulties reported
Hraki	Chronic diseases Pregnancy related diseases Severe diseases affecting those aged less than 5	No difficulties reported

Food Security

Abu Makki

- Shops
- Bread: 125 SYP
- Rice: 425 SYP
- Lentils: 450 SYP
- Sugar: 400 SYP
- Cooking oil: 600 SYP
- No difficulties reported

Barsa

- Shops
- Bread: 125 SYP
- Rice: 450 SYP
- Lentils: 450 SYP
- Sugar: 400 SYP
- Cooking oil: 600 SYP
- No difficulties reported

Eastern Deir

- Shops
- Bread: 125 SYP
- Rice: 425 SYP
- Lentils: 400 SYP
- Sugar: 400 SYP
- Cooking oil: 600 SYP
- No difficulties reported

Ghadqa

- Shops
- Bread: 100 SYP
- Rice: 500 SYP
- Lentils: 450 SYP
- Sugar: 400 SYP
- Cooking oil: 650 SYP
- No difficulties reported

Hraki

- Shops
- Bread: 100 SYP
- Rice: 450 SYP
- Lentils: 450 SYP
- Sugar: 400 SYP
- Cooking oil: 650 SYP
- No difficulties reported

Main challenges to obtaining food

- No challenges
- Some foods unavailable
- Local production decreased
- Lack of access to markets
- Some foods expensive
- Lack of resources to buy food
- Lack of access to fuel
- Cooking fuel unavailable
- No information

Bread (public): 1 pack
Rice: 1kg
Lentils: 1kg
Sugar: 1kg
Cooking oil: 1 litre

Access to bread

- Most common source of bread
- Most common barriers to accessing bread
- Number of days, per month, where bread from private bakeries was unavailable

Ma'arrat An Nu'man 2/3, Idleb Governorate

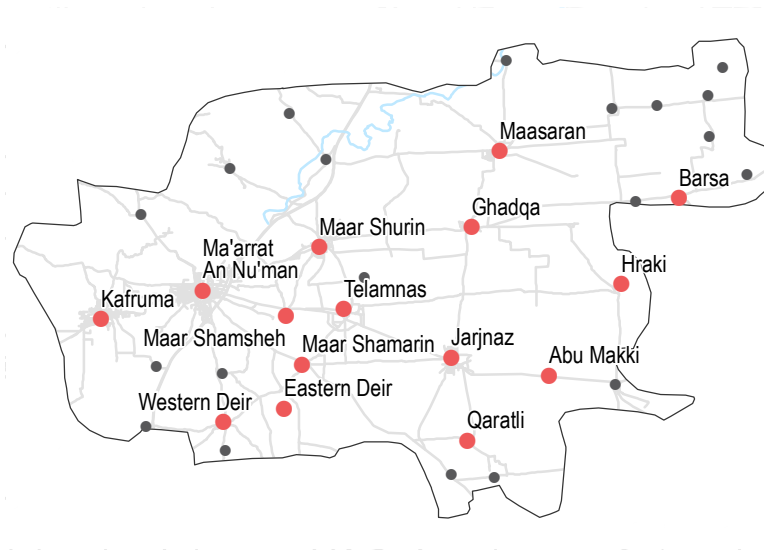
October 2017

WASH

- Most common water source
- Status of water source
 - Water is safe to drink
 - Water tastes/smells bad
 - People sick after drinking
 - No information
- Sufficiency of available water to meet household needs
 - Sufficient
 - Insufficient
 - No information
- Most common method of garbage disposal

- Jarjnaz**
 - Water trucking
 - Public free collection
- Kafruma**
 - Water trucking
 - Public free collection
- Maar Shamarin**
 - Water trucking
 - Public free collection
- Maar Shamsheh**
 - Water trucking
 - Public free collection
- Maar Shurin**
 - Water trucking
 - Public free collection

• 15/35 communities assessed (5 communities are shown on the previous factsheet, 5 communities are shown on the next factsheet): Jarjnaz, Kafruma, Maar Shamarin, Maar Shamsheh, Maar Shurin



Education

- Status of primary schools in village
 - Functioning
 - Not functioning
 - Not available
 - No information
- Barriers to accessing education services
- Jarjnaz**
 - Most children accessed education
- Kafruma**
 - Most children accessed education

- Maar Shamarin**
 - Most children accessed education
- Maar Shamsheh**
 - Most children accessed education
- Maar Shurin**
 - Most children accessed education

Health

	Most common health problems	Most common barriers to accessing healthcare
Jarjnaz	Pregnancy related diseases Severe diseases affecting those aged less than 5	No difficulties reported
Kafruma	Chronic diseases Pregnancy related diseases Severe diseases affecting those aged less than 5	No difficulties reported
Maar Shamarin	Chronic diseases Pregnancy related diseases Severe diseases affecting those aged less than 5	No difficulties reported
Maar Shamsheh	Chronic diseases Pregnancy related diseases Severe diseases affecting those aged less than 5	No difficulties reported
Maar Shurin	Chronic diseases Pregnancy related diseases Severe diseases affecting those aged less than 5	No difficulties reported

Food Security

- Jarjnaz**
 - Shops
 - Bread: 125 SYP
 - Rice: 500 SYP
 - Lentils: 400 SYP
 - Sugar: 400 SYP
 - Cooking oil: 650 SYP
 - No difficulties reported
- Kafruma**
 - Shops
 - Bread: 100 SYP
 - Rice: 450 SYP
 - Lentils: 450 SYP
 - Sugar: 400 SYP
 - Cooking oil: 600 SYP
 - No difficulties reported
- Maar Shamarin**
 - Shops
 - Bread: 125 SYP
 - Rice: 450 SYP
 - Lentils: 400 SYP
 - Sugar: 400 SYP
 - Cooking oil: 650 SYP
 - No difficulties reported
- Maar Shamsheh**
 - Shops
 - Bread: 100 SYP
 - Rice: 425 SYP
 - Lentils: 400 SYP
 - Sugar: 400 SYP
 - Cooking oil: 625 SYP
 - No difficulties reported
- Maar Shurin**
 - Shops
 - Bread: 150 SYP
 - Rice: 450 SYP
 - Lentils: 400 SYP
 - Sugar: 400 SYP
 - Cooking oil: 625 SYP
 - No difficulties reported

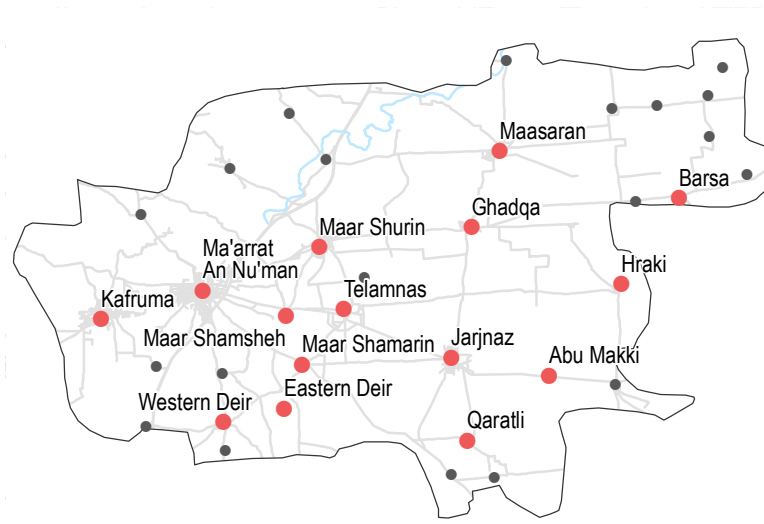
- Main challenges to obtaining food
 - No challenges
 - Some foods unavailable
 - Local production decreased
 - Lack of access to markets
 - Some foods expensive
 - Lack of resources to buy food
 - Lack of access to fuel
 - Cooking fuel unavailable
 - No information
- Bread (public): 1 pack
- Rice: 1kg
- Lentils: 1kg
- Sugar: 1kg
- Cooking oil: 1 litre
- Access to bread
 - Most common source of bread
 - Most common barriers to accessing bread
 - Number of days, per month, where bread from private bakeries was unavailable

Displacement

- % of pre-conflict population remaining
- % of population that are female
- % of female-headed households
- IDPs living in village
- New IDP arrivals
- Returnees

Sub-district	% of pre-conflict population remaining	% of population that are female	% of female-headed households	IDPs living in village	New IDP arrivals	Returnees
Ma'arrat An Nu'man	76-100%	1-25%	1-25%	Yes	No	No
Maasaran	76-100%	1-25%	1-25%	Yes	No	No
Qaratli	76-100%	1-25%	1-25%	Yes	No	No
Telamnas	76-100%	1-25%	1-25%	Yes	No	No info
Western Deir	76-100%	1-25%	1-25%	Yes	No	No

• 15/35 communities assessed (10 communities are shown on the previous two factsheets): Ma'arrat An Nu'man, Maasaran, Qaratli, Telamnas, Western Deir



Shelter

- Independent apartment or house
- Shared apartment or house
- Unfinished apartment or house
- Tent
- Private space not for shelter
- Cave/natural shelter
- Collective public space not for shelter
- No IDPs
- No information
- Min - Max: rent paid per room (where known)

Sub-district	NDPs	IDPs
Ma'arrat An Nu'man		
Maasaran		
Qaratli		
Telamnas		
Western Deir		

Livelihoods

- Most common sources of income
- Most common strategies used to cope with lack of income / resources

Sub-district	Most common sources of income	Most common strategies used to cope with lack of income / resources
Ma'arrat An Nu'man	Daily employment	Borrowing from family/friends Selling household assets
Maasaran	Daily employment Business/trade Sale of humanitarian aid	Borrowing from family/friends
Qaratli	Daily employment Farm owning Sale of humanitarian aid	Borrowing from family/friends
Telamnas	Daily employment Farm owning Sale of humanitarian aid	Borrowing from family/friends
Western Deir	Daily employment Farm owning Sale of humanitarian aid	Borrowing from family/friends Selling household assets

NFIs

Sub-district	Lightbulb	Generator	Lightbulb	Generator
Ma'arrat An Nu'man	B 8000 SYP	2600 SYP	B 8500 SYP	2650 SYP
Maasaran	C 70 SYP	3300 SYP	C 65 SYP	4000 SYP
Qaratli	D 260 SYP	850 SYP	D 260 SYP	850 SYP
Telamnas	F 70000 SYP	NA	F 70000 SYP	NA
Western Deir	B 7400 SYP	2750 SYP	B 7600 SYP	2900 SYP
	C 60 SYP	4500 SYP	C 65 SYP	4000 SYP
	D 225 SYP	850 SYP	D 260 SYP	800 SYP
	F 66000 SYP	NA	F 70000 SYP	NA
Qaratli	B 7600 SYP	2900 SYP		
	C 65 SYP	4000 SYP		
	D 255 SYP	800 SYP		
	F 70000 SYP	NA		

- Most common electricity source
- Main network
- Generator
- No source
- Solar alternative
- No information
- Fuel Prices (SYP)*
- B** Butane (cannister)
- C** Coal (1kg)
- D** Diesel (1 litre)
- F** Firewood (1 tonne)
- NFI Prices (SYP)*
- Cement (50kg)
- Floor mat (3*4m)
- Plastic tarpaulin (1m²)
- Tent (5 persons)
- NA: not available for purchase

Sub-district	Most common strategies used to cope with a lack of fuel
Ma'arrat An Nu'man	No lack of fuel
Maasaran	No lack of fuel
Telamnas	No lack of fuel
Qaratli	No lack of fuel
Western Deir	No lack of fuel

Ma'arrat An Nu'man 3/3, Idleb Governorate

October 2017

WASH

- Most common water source**
- Water is safe to drink
 - Water tastes/smells bad
 - People sick after drinking
 - No information
- Sufficiency of available water to meet household needs**
- Sufficient
 - Insufficient
 - No information
- Most common method of garbage disposal**

Ma'arrat An Nu'man

- Water trucking
- Public free collection

Maasaran

- Water trucking
- Public free collection

Qaratli

- Water trucking
- Public free collection

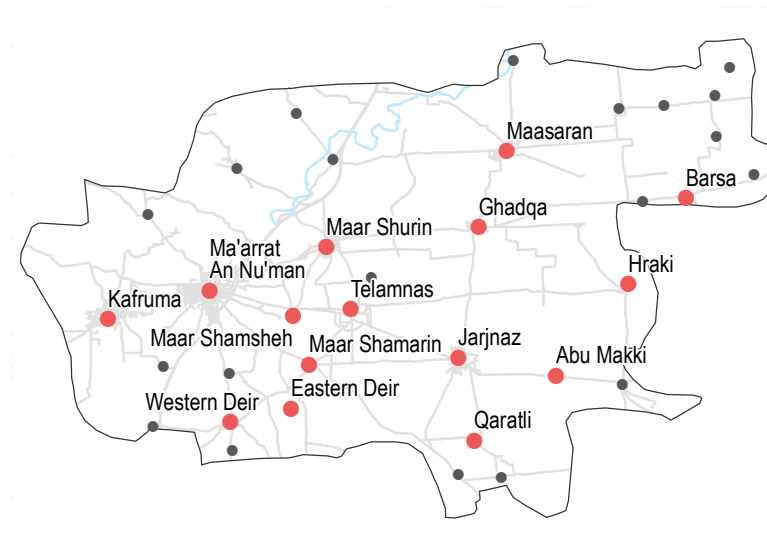
Telamnas

- Water trucking
- Public free collection

Western Deir

- Water trucking
- Public free collection

15/35 communities assessed (10 communities are shown on the previous two factsheets): Ma'arrat An Nu'man, Maasaran, Qaratli, Telamnas, Western Deir



Education

- Status of primary schools in village**
- Functioning
 - Not functioning
 - Not available
 - No information
- Barriers to accessing education services**
- Most children accessed education

Qaratli

Most children accessed education

Telamnas

Most children accessed education

Western Deir

Most children accessed education

Maasaran

Most children accessed education

Health

Most common health problems

Most common barriers to accessing healthcare

Ma'arrat An Nu'man

Disabilities
Severe diseases affecting those aged less than 5

No difficulties reported

Maasaran

Chronic diseases
Pregnancy related diseases
Severe diseases affecting those aged less than 5

No difficulties reported

Qaratli

Chronic diseases
Pregnancy related diseases
Severe diseases affecting those aged less than 5

No difficulties reported

Telamnas

Chronic diseases
Pregnancy related diseases
Severe diseases affecting those aged less than 5

No difficulties reported

Western Deir

Chronic diseases
Pregnancy related diseases
Severe diseases affecting those aged less than 5

No difficulties reported

Food Security

Ma'arrat An Nu'man

- Shops
- No difficulties reported
- Bread: 100 SYP
- Rice: 450 SYP
- Lentils: 400 SYP
- Sugar: 400 SYP
- Cooking oil: 600 SYP

Maasaran

- Shops
- No difficulties reported
- Bread: 125 SYP
- Rice: 450 SYP
- Lentils: 400 SYP
- Sugar: 390 SYP
- Cooking oil: 625 SYP

Qaratli

- Shops
- No difficulties reported
- Bread: 100 SYP
- Rice: 425 SYP
- Lentils: 450 SYP
- Sugar: 415 SYP
- Cooking oil: 650 SYP

Telamnas

- Shops
- No difficulties reported
- Bread: 100 SYP
- Rice: 500 SYP
- Lentils: 400 SYP
- Sugar: 400 SYP
- Cooking oil: 625 SYP

Western Deir

- Shops
- No difficulties reported
- Bread: 125 SYP
- Rice: 450 SYP
- Lentils: 400 SYP
- Sugar: 400 SYP
- Cooking oil: 600 SYP

Main challenges to obtaining food

- No challenges
- Some foods unavailable
- Local production decreased
- Lack of access to markets
- Some foods expensive
- Lack of resources to buy food
- Lack of access to fuel
- Cooking fuel unavailable
- No information

Bread (public): 1 pack
Rice: 1kg
Lentils: 1kg
Sugar: 1kg
Cooking oil: 1 litre

Access to bread

- Most common source of bread
- Most common barriers to accessing bread
- Number of days, per month, where bread from private bakeries was unavailable

Qourqeena, Idleb Governorate

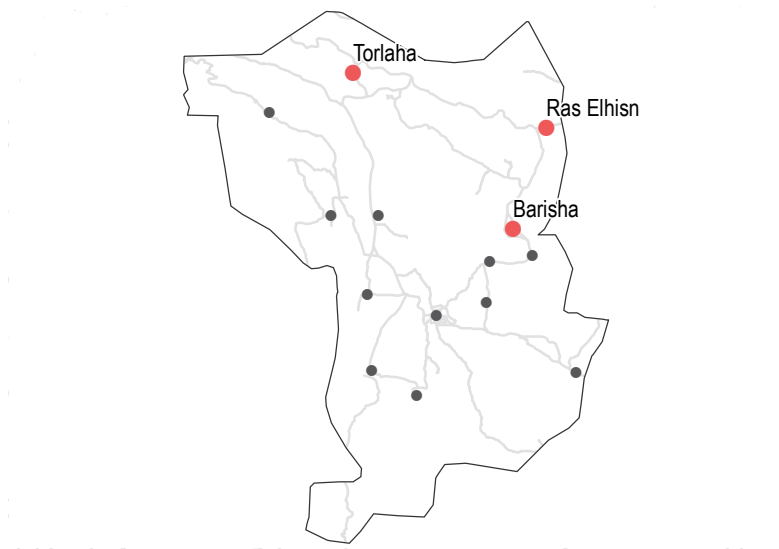
October 2017

Displacement

- % of pre-conflict population remaining
- % of population that are female
- % of female-headed households
- IDPs living in village
- New IDP arrivals
- Returnees

Community	% of pre-conflict population remaining	% of population that are female	% of female-headed households	IDPs living in village	New IDP arrivals	Returnees
Barisha	76-100%	51-75%	1-25%	Yes	Yes	No
Ras Elhisn	76-100%	51-75%	1-25%	Yes	Yes	No
Torlaha	76-100%	51-75%	1-25%	Yes	No	No

• 3/14 communities assessed : Barisha, Ras Elhisn, Torlaha



Shelter

- Independent apartment or house
- Shared apartment or house
- Unfinished apartment or house
- Tent
- Private space not for shelter
- Cave/natural shelter
- Collective public space not for shelter
- No IDPs
- No information
- Min - Max: rent paid per room (where known)

Community	Most common shelter	NDPs	IDPs
Barisha	Independent apartment or house	10000 - 12000 SYP	10000 - 12000 SYP
Ras Elhisn	Independent apartment or house	8000 - 10000 SYP	8000 - 10000 SYP
Torlaha	No IDPs	5000 - 7500 SYP	5000 - 7500 SYP

Livelihoods

Most common sources of income

Most common strategies used to cope with lack of income / resources

Community	Most common sources of income	Most common strategies used to cope with lack of income / resources
Barisha	Farm owning Business/trade Support from family/friends	Borrowing from family/friends Skipping meals Reducing meal size
Ras Elhisn	Farm owning Business/trade Support from family/friends	Borrowing from family/friends Skipping meals Reducing meal size
Torlaha	Farm owning Business/trade Support from family/friends	Borrowing from family/friends Skipping meals Reducing meal size

NFIs

Barisha

B 7000 SYP	2750 SYP
C 40 SYP	5500 SYP
D 260 SYP	250 SYP
F 65000 SYP	25000 SYP

Ras Elhisn

B 7100 SYP	2750 SYP
C 40 SYP	5500 SYP
D 265 SYP	250 SYP
F 60000 SYP	23000 SYP

Torlaha

B 7000 SYP	2700 SYP
C 35 SYP	6000 SYP
D 265 SYP	260 SYP
F 55000 SYP	25000 SYP

Barisha
No lack of fuel

Ras Elhisn
No lack of fuel

Torlaha
No lack of fuel

Most common electricity source

- Main network
- Generator
- No source
- Solar alternative
- No information

Fuel Prices (SYP)*

- B** Butane (cannister)
- C** Coal (1kg)
- D** Diesel (1 litre)
- F** Firewood (1 tonne)

NFI Prices (SYP)*

- Cement (50kg)
- Floor mat (3*4m)
- Plastic tarpaulin (1m²)
- Tent (5 persons)

NA: not available for purchase

Most common strategies used to cope with a lack of fuel

WASH

Most common water source

Status of water source

- Water is safe to drink
- Water tastes/smells bad
- People sick after drinking
- No information

Sufficiency of available water to meet household needs

- Sufficient
- Insufficient
- No information

Most common method of garbage disposal

Barisha

- Water trucking
- Public free collection

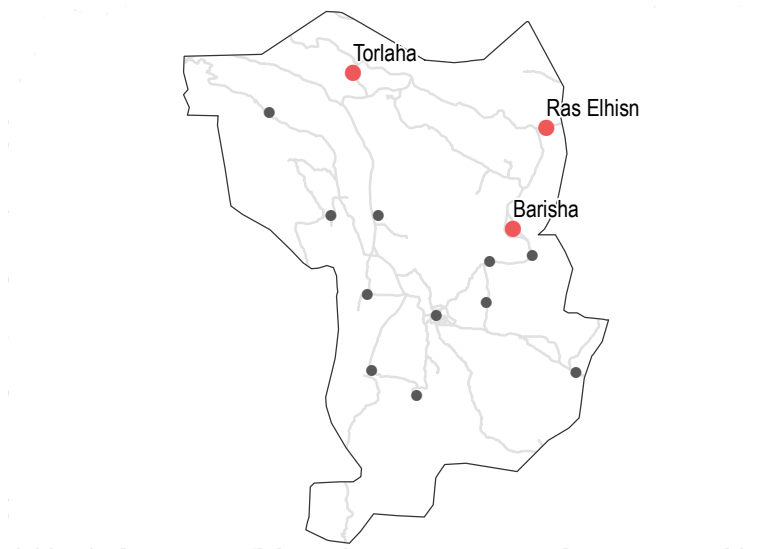
Ras Elhish

- Water trucking
- Public free collection

Torlaha

- Water trucking
- Public free collection

• 3/14 communities assessed : Barisha, Ras Elhish, Torlaha



Food Security

Barisha

- Bread: no info
- Rice: 300 SYP
- Lentils: 350 SYP
- Sugar: 360 SYP
- Cooking oil: 500 SYP

- Private bakeries
- No difficulties reported

Ras Elhish

- Bread: no info
- Rice: 300 SYP
- Lentils: 350 SYP
- Sugar: 350 SYP
- Cooking oil: 500 SYP

- Private bakeries
- No difficulties reported

Torlaha

- Bread: no info
- Rice: 300 SYP
- Lentils: 350 SYP
- Sugar: 360 SYP
- Cooking oil: 500 SYP

- Private bakeries
- No difficulties reported

Main challenges to obtaining food

- No challenges
- Some foods unavailable
- Local production decreased
- Lack of access to markets
- Some foods expensive
- Lack of resources to buy food
- Lack of access to fuel
- Cooking fuel unavailable
- No information

Access to bread

- Most common source of bread
- Most common barriers to accessing bread
- Number of days, per month, where bread from private bakeries was unavailable

Education

Status of primary schools in village

- Functioning
- Not functioning
- Not available
- No information

Barriers to accessing education services

Barisha

Most children accessed education

Ras Elhish

Most children accessed education

Health

Most common health problems

Most common barriers to accessing healthcare

Barisha	Pregnancy related diseases Maternal health issues Severe diseases affecting those aged less than 5	No difficulties reported
Ras Elhish	Pregnancy related diseases Maternal health issues Severe diseases affecting those aged less than 5	No difficulties reported
Torlaha	Pregnancy related diseases Maternal health issues Severe diseases affecting those aged less than 5	No difficulties reported

Salqin 1/2, Idleb Governorate

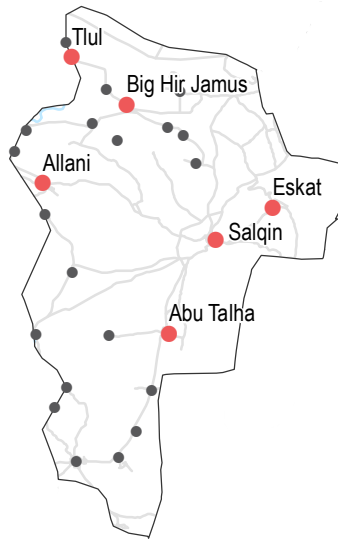
October 2017

Displacement

- % of pre-conflict population remaining
- % of population that are female
- % of female-headed households
- IDPs living in village
- New IDP arrivals
- Returnees

Abu Talha		
76-100%	26-50%	1-25%
Yes	No	No
Allani		
76-100%	26-50%	1-25%
Yes	No	No
Big Hir Jamus		
76-100%	26-50%	1-25%
Yes	No	No

• 6/26 communities assessed (3 communities are shown on the next factsheet): Abu Talha, Allani, Big Hir Jamus



Shelter

- Independent apartment or house
- Shared apartment or house
- Unfinished apartment or house
- Tent
- Private space not for shelter
- Cave/natural shelter
- Collective public space not for shelter
- No IDPs
- No information
- Min - Max: rent paid per room (where known)

Abu Talha	
NDPs	IDPs
2000 - 3000 SYP	
Allani	
NDPs	IDPs
2000 - 3000 SYP	
Big Hir Jamus	
NDPs	IDPs
2000 - 3000 SYP	

Livelihoods

Most common sources of income

Most common strategies used to cope with lack of income / resources

Abu Talha

Daily employment
Farm owning
Business/trade

Children sent to work/beg
Taking loans/buying on credit

Allani

Daily employment
Farm owning
Business/trade

Children sent to work/beg
Taking loans/buying on credit

Big Hir Jamus

Daily employment
Farm owning
Business/trade

Children sent to work/beg
Taking loans/buying on credit

NFIs

Abu Talha

B 7500 SYP	3200 SYP
C 350 SYP	2500 SYP
D 270 SYP	400 SYP
F 60000 SYP	NA

Allani

B 8000 SYP	3200 SYP
C 350 SYP	2500 SYP
D 270 SYP	400 SYP
F 55000 SYP	NA

Big Hir Jamus

B 7500 SYP	3200 SYP
C 350 SYP	2500 SYP
D 280 SYP	400 SYP
F 55000 SYP	NA

Abu Talha

No lack of fuel

Allani

No lack of fuel

Big Hir Jamus

No lack of fuel

Most common electricity source

- Main network
- Generator
- No source
- Solar alternative
- No information

Fuel Prices (SYP)*

- B** Butane (cannister)
- C** Coal (1kg)
- D** Diesel (1 litre)
- F** Firewood (1 tonne)

NFI Prices (SYP)*

- Cement (50kg)
- Floor mat (3*4m)
- Plastic tarpaulin (1m²)
- Tent (5 persons)

NA: not available for purchase

Most common strategies used to cope with a lack of fuel

Salqin 1/2, Idleb Governorate

October 2017

WASH

- Most common water source**
- Water is safe to drink
 - Water tastes/smells bad
 - People sick after drinking
 - No information
- Sufficiency of available water to meet household needs**
- Sufficient
 - Insufficient
 - No information
- Most common method of garbage disposal**
- Disposed at designated site

Abu Talha

- Network
- Disposed at designated site

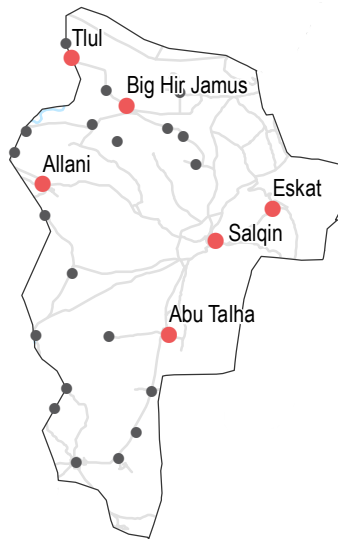
Allani

- Network
- Disposed at designated site

Big Hir Jamus

- Network
- Disposed at designated site

6/26 communities assessed (3 communities are shown on the next factsheet): Abu Talha, Allani, Big Hir Jamus



Education

- Status of primary schools in village**
- Functioning
 - Not functioning
 - Not available
 - No information
- Barriers to accessing education services**
- Most children accessed education

Big Hir Jamus

Most children accessed education

Abu Talha

Most children accessed education

Allani

Most children accessed education

Health

- Most common health problems
- Most common barriers to accessing healthcare

Abu Talha

Acute respiratory infections
Fever
Severe diseases affecting those aged less than 5

No difficulties reported

Allani

Acute respiratory infections
Severe diseases affecting those aged less than 5

No difficulties reported

Big Hir Jamus

Pregnancy related diseases
Acute respiratory infections
Severe diseases affecting those aged less than 5

No difficulties reported

Food Security

Abu Talha

- Public bakeries
 - No difficulties reported
 - 0
- Bread: 150 SYP
Rice: 500 SYP
Lentils: 500 SYP
Sugar: 500 SYP
Cooking oil: 800 SYP

Allani

- Public bakeries
 - No difficulties reported
 - 0
- Bread: 150 SYP
Rice: 500 SYP
Lentils: 500 SYP
Sugar: 500 SYP
Cooking oil: 800 SYP

Big Hir Jamus

- Public bakeries
 - No difficulties reported
 - 0
- Bread: 150 SYP
Rice: 500 SYP
Lentils: 500 SYP
Sugar: 500 SYP
Cooking oil: 800 SYP

Main challenges to obtaining food

- No challenges
- Some foods unavailable
- Local production decreased
- Lack of access to markets
- Some foods expensive
- Lack of resources to buy food
- Lack of access to fuel
- Cooking fuel unavailable
- No information

Bread (public): 1 pack
Rice: 1kg
Lentils: 1kg
Sugar: 1kg
Cooking oil: 1 litre

Access to bread

- Most common source of bread
- Most common barriers to accessing bread
- Number of days, per month, where bread from private bakeries was unavailable

Salqin 2/2, Idleb Governorate

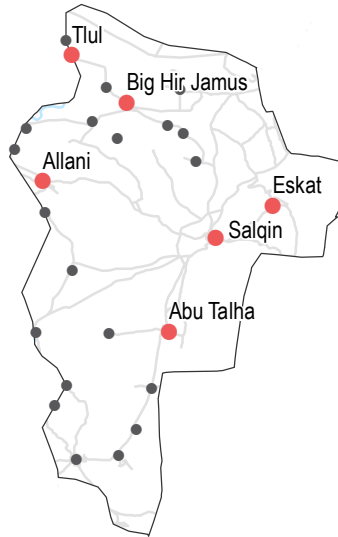
October 2017

Displacement

- % of pre-conflict population remaining
- % of population that are female
- % of female-headed households
- IDPs living in village
- New IDP arrivals
- Returnees

Eskat		Salqin		Tlul	
76-100%	26-50%	76-100%	26-50%	76-100%	26-50%
Yes	No	Yes	No	Yes	No
1-25%	No	1-25%	No	1-25%	No

• 6/26 communities assessed (3 communities are shown on the previous factsheet): Eskat, Salqin, Tlul



NFIs

Eskat

B 8000 SYP	3200 SYP
C 350 SYP	2500 SYP
D 280 SYP	400 SYP
F 50000 SYP	NA

Salqin

B 8000 SYP	3200 SYP
C 350 SYP	2500 SYP
D 270 SYP	400 SYP
F 55000 SYP	NA

Tlul

B 7500 SYP	3200 SYP
C 350 SYP	2500 SYP
D 300 SYP	400 SYP
F 60000 SYP	NA

Most common electricity source

- Main network
- Generator
- No source
- Solar alternative
- No information

Fuel Prices (SYP)*

- B** Butane (cannister)
- C** Coal (1kg)
- D** Diesel (1 litre)
- F** Firewood (1 tonne)

NFI Prices (SYP)*

- Cement (50kg)
- Floor mat (3*4m)
- Plastic tarpaulin (1m²)
- Tent (5 persons)

NA: not available for purchase

Shelter

- Independent apartment or house
- Shared apartment or house
- Unfinished apartment or house
- Tent
- Private space not for shelter
- Cave/natural shelter
- Collective public space not for shelter
- No IDPs
- No information
- Min - Max: rent paid per room (where known)

Eskat		Salqin		Tlul	
NDPs	IDPs	NDPs	IDPs	NDPs	IDPs
2000 - 3000 SYP		3000 - 4000 SYP		2000 - 3000 SYP	

Livelihoods

Most common sources of income

Most common strategies used to cope with lack of income / resources

Eskat	Daily employment Farm owning Business/trade	Children sent to work/beg Taking loans/buying on credit
Salqin	Daily employment Farm owning Business/trade	Children sent to work/beg Taking loans/buying on credit
Tlul	Daily employment Farm owning Business/trade	Children sent to work/beg Taking loans/buying on credit

Eskat
No lack of fuel

Salqin
No lack of fuel

Tlul
No lack of fuel

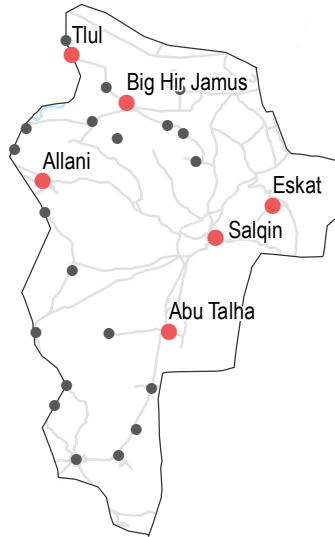
Most common strategies used to cope with a lack of fuel

WASH

- Most common water source
- Status of water source
- Water is safe to drink
 - Water tastes/smells bad
 - People sick after drinking
 - No information
- Sufficiency of available water to meet household needs
- Sufficient
 - Insufficient
 - No information
- Most common method of garbage disposal

- Eskat**
- Network
 - Disposed at designated site
- Salqin**
- Network
 - Disposed at designated site
- Tlul**
- Network
 - Disposed at designated site

• 6/26 communities assessed (3 communities are shown on the previous factsheet): Eskat, Salqin, Tlul



Education

- Status of primary schools in village
- Functioning
 - Not functioning
 - Not available
 - No information
- Barriers to accessing education services

Tlul
 Most children accessed education

Eskat
 Most children accessed education

Salqin
 Most children accessed education

Health

- Most common health problems
- Most common barriers to accessing healthcare

Community	Most common health problems	Most common barriers to accessing healthcare
Eskat	Acute respiratory infections Fever Severe diseases affecting those aged less than 5	No difficulties reported
Salqin	Acute respiratory infections Severe diseases affecting those aged less than 5	No difficulties reported
Tlul	Acute respiratory infections Fever Severe diseases affecting those aged less than 5	No difficulties reported

Food Security

- Eskat**
- Public bakeries
 - No difficulties reported
 - 0
- Bread: 150 SYP
 Rice: 500 SYP
 Lentils: 500 SYP
 Sugar: 500 SYP
 Cooking oil: 800 SYP
- Salqin**
- Public bakeries
 - No difficulties reported
 - 0
- Bread: 150 SYP
 Rice: 500 SYP
 Lentils: 500 SYP
 Sugar: 500 SYP
 Cooking oil: 800 SYP
- Tlul**
- Public bakeries
 - No difficulties reported
 - 0
- Bread: 150 SYP
 Rice: 500 SYP
 Lentils: 500 SYP
 Sugar: 500 SYP
 Cooking oil: 800 SYP

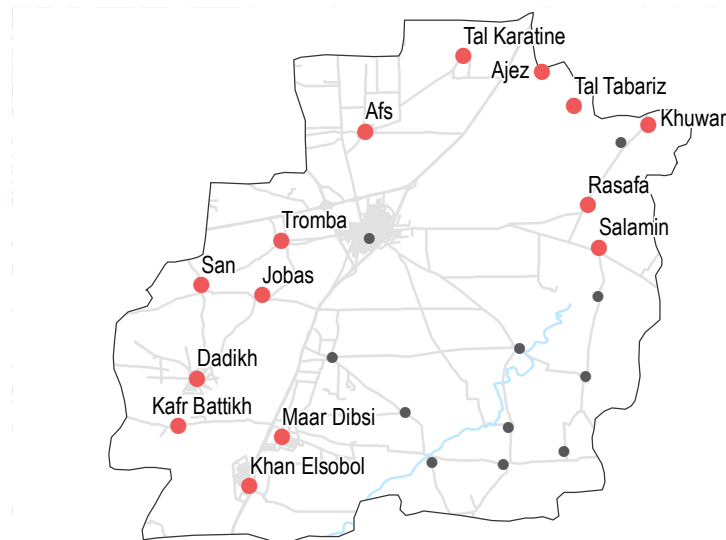
- Main challenges to obtaining food
- No challenges
 - Some foods unavailable
 - Local production decreased
 - Lack of access to markets
 - Some foods expensive
 - Lack of resources to buy food
 - Lack of access to fuel
 - Cooking fuel unavailable
 - No information
- Bread (public): 1 pack
 Rice: 1kg
 Lentils: 1kg
 Sugar: 1kg
 Cooking oil: 1 litre
- Access to bread
- Most common source of bread
 - Most common barriers to accessing bread
 - Number of days, per month, where bread from private bakeries was unavailable

Displacement

- % of pre-conflict population remaining
- % of population that are female
- % of female-headed households
- IDPs living in village
- New IDP arrivals
- Returnees

Community	% of pre-conflict population remaining	% of population that are female	% of female-headed households	IDPs living in village	New IDP arrivals	Returnees
Afs	76-100%	51-75%	1-25%	Yes	Yes	No
Ajez	76-100%	51-75%	1-25%	Yes	No	No
Dadikh	76-100%	51-75%	1-25%	Yes	Yes	No
Jobas	76-100%	51-75%	1-25%	Yes	No	No
Kafr Battikh	76-100%	51-75%	26-50%	Yes	No	No

• 14/25 communities assessed (9 communities are shown on the next two factsheets): Afs, Ajez, Dadikh, Jobas, Kafr Battikh



Shelter

- Independent apartment or house
 - Shared apartment or house
 - Unfinished apartment or house
 - Tent
 - Private space not for shelter
 - Cave/natural shelter
 - Collective public space not for shelter
 - No IDPs
 - No information
- Min - Max: rent paid per room (where known)

Community	Most common shelter	NDPs	IDPs
Afs	Independent apartment or house	8000 - 10000 SYP	
Jobas	Shared apartment or house	4000 - 6000 SYP	
Ajez	Unfinished apartment or house	3000 - 4000 SYP	
Kafr Battikh	Tent	3000 - 5000 SYP	
Dadikh	Private space not for shelter	4000 - 5000 SYP	

Livelihoods

Community	Most common sources of income	Most common strategies used to cope with lack of income / resources
Afs	Daily employment Farm owning Business/trade	Borrowing from family/friends Selling household assets Skipping meals
Ajez	Daily employment Farm owning Business/trade	Borrowing from family/friends Selling household assets Skipping meals
Dadikh	Daily employment Farm owning Business/trade	Borrowing from family/friends Selling household assets Skipping meals
Jobas	Daily employment Farm owning Business/trade	Borrowing from family/friends Selling household assets Skipping meals
Kafr Battikh	Daily employment Farm owning Business/trade	Borrowing from family/friends Selling household assets Skipping meals

NFIs

Community	Electricity source	Fuel Prices (SYP)*	NFI Prices (SYP)*
Afs	B 7300 SYP C NA D 265 SYP F NA	2650 SYP 6500 SYP 500 SYP 23500 SYP	2650 SYP 6000 SYP 550 SYP 23000 SYP
Jobas	B 7300 SYP C NA D 265 SYP F NA	2650 SYP 6000 SYP 550 SYP 23500 SYP	2650 SYP 6000 SYP 500 SYP 23500 SYP
Ajez	B 7500 SYP C NA D 260 SYP F NA	2650 SYP 6000 SYP 550 SYP 23000 SYP	2650 SYP 6000 SYP 550 SYP 23000 SYP
Kafr Battikh	B 7500 SYP C NA D 265 SYP F NA	2650 SYP 6000 SYP 500 SYP 23500 SYP	2650 SYP 6000 SYP 500 SYP 23500 SYP
Dadikh	B 7500 SYP C NA D 265 SYP F NA	2650 SYP 6000 SYP 550 SYP 23500 SYP	2650 SYP 6000 SYP 550 SYP 23500 SYP

- Most common electricity source
- Main network
 - Generator
 - No source
 - Solar alternative
 - No information
- Fuel Prices (SYP)*
- B** Butane (cannister)
 - C** Coal (1kg)
 - D** Diesel (1 litre)
 - F** Firewood (1 tonne)
- NFI Prices (SYP)*
- Cement (50kg)
 - Floor mat (3*4m)
 - Plastic tarpaulin (1m²)
 - Tent (5 persons)
- NA: not available for purchase

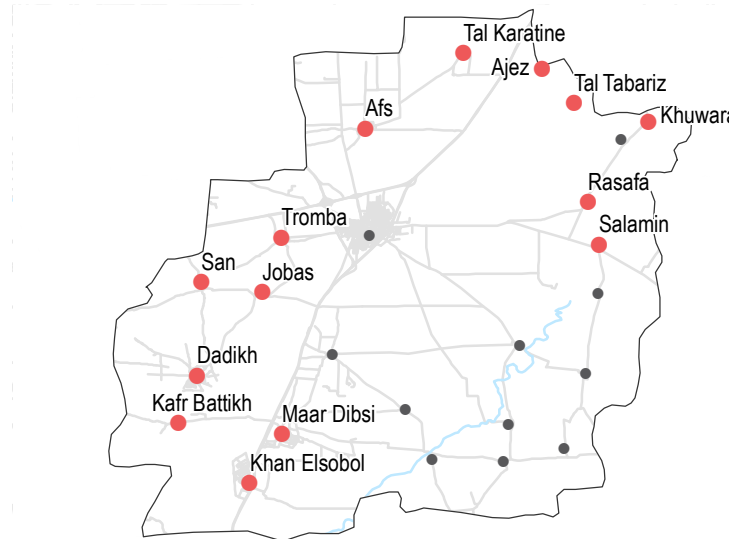
Community	Most common strategies used to cope with a lack of fuel
Afs	No lack of fuel
Ajez	No lack of fuel
Jobas	No lack of fuel
Dadikh	No lack of fuel
Kafr Battikh	No lack of fuel

WASH

- Most common water source**
- Water is safe to drink
 - Water tastes/smells bad
 - People sick after drinking
 - No information
- Sufficiency of available water to meet household needs**
- Sufficient
 - Insufficient
 - No information
- Most common method of garbage disposal**

- Afs**
- Water trucking
 - Public free collection
- Ajez**
- Water trucking
 - Left in street / public area
- Dadikh**
- Network
 - Public free collection
- Jobs**
- Network
 - Private paid collection
- Kafr Battikh**
- Network
 - Public free collection

• 14/25 communities assessed (9 communities are shown on the next two factsheets): Afs, Ajez, Dadikh, Jobs, Kafr Battikh



Education

- Status of primary schools in village**
- Functioning
 - Not functioning
 - Not available
 - No information
- Barriers to accessing education services**
- Afs: Most children accessed education
 - Ajez: Most children accessed education

- Dadikh**
- Lack of teaching staff
- Jobs**
- Most children accessed education
- Kafr Battikh**
- Most children accessed education

Health

	Most common health problems	Most common barriers to accessing healthcare
Afs	Chronic diseases Injuries Acute respiratory infections	No facilities in the area High cost of transportation Lack of transportation
Ajez	Chronic diseases Acute respiratory infections	No facilities in the area High cost of transportation Lack of transportation
Dadikh	Skin diseases Chronic diseases	No facilities in the area High cost of transportation Lack of transportation
Jobs	Chronic diseases Injuries Acute respiratory infections	No facilities in the area High cost of transportation Lack of transportation
Kafr Battikh	Skin diseases Chronic diseases	No difficulties reported

Food Security

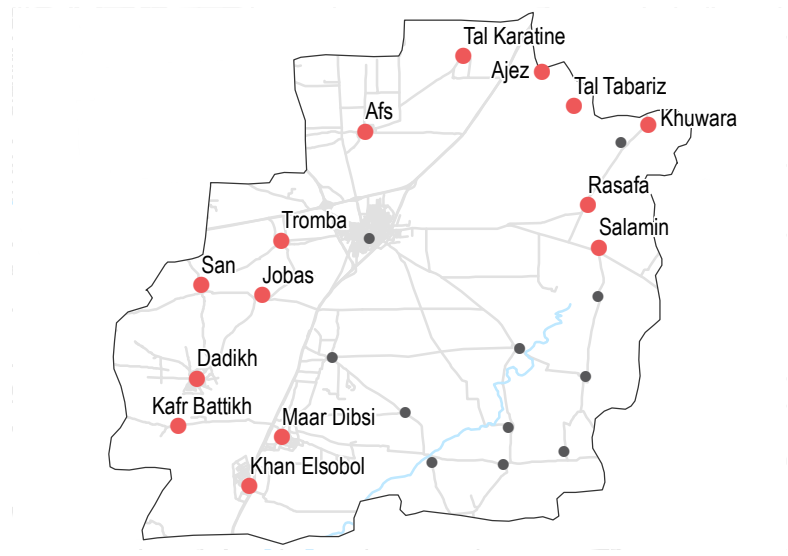
- Afs**
- Bread: no info
 - Rice: 550 SYP
 - Lentils: 550 SYP
 - Sugar: 425 SYP
 - Cooking oil: 600 SYP
 - Private bakeries
 - No difficulties reported
 - 1 to 10
- Ajez**
- Bread: no info
 - Rice: 550 SYP
 - Lentils: 550 SYP
 - Sugar: 425 SYP
 - Cooking oil: 600 SYP
 - Shops
 - No difficulties reported
 - Private bakeries unavailable
- Dadikh**
- Bread: 100 SYP
 - Rice: 550 SYP
 - Lentils: 550 SYP
 - Sugar: 425 SYP
 - Cooking oil: 600 SYP
 - Public bakeries
 - No difficulties reported
 - 1 to 10
- Jobs**
- Bread: no info
 - Rice: 550 SYP
 - Lentils: 550 SYP
 - Sugar: 425 SYP
 - Cooking oil: 600 SYP
 - Shops
 - No difficulties reported
 - Private bakeries unavailable
- Kafr Battikh**
- Bread: 100 SYP
 - Rice: 550 SYP
 - Lentils: 550 SYP
 - Sugar: 425 SYP
 - Cooking oil: 600 SYP
 - Public bakeries
 - No difficulties reported
 - 1 to 10
- Main challenges to obtaining food**
- No challenges
 - Some foods unavailable
 - Local production decreased
 - Lack of access to markets
 - Some foods expensive
 - Lack of resources to buy food
 - Lack of access to fuel
 - Cooking fuel unavailable
 - No information
- Bread (public): 1 pack**
- Rice: 1kg**
- Lentils: 1kg**
- Sugar: 1kg**
- Cooking oil: 1 litre**
- Access to bread**
- Most common source of bread
 - Most common barriers to accessing bread
 - Number of days, per month, where bread from private bakeries was unavailable

Displacement

- % of pre-conflict population remaining
- % of population that are female
- % of female-headed households
- IDPs living in village
- New IDP arrivals
- Returnees

Community	% of pre-conflict population remaining	% of population that are female	% of female-headed households	IDPs living in village	New IDP arrivals	Returnees
Khan Elsobol	76-100%	51-75%	1-25%	Yes	Yes	No
Khuwara	76-100%	51-75%	1-25%	Yes	No	No
Maar Dibsi	76-100%	51-75%	26-50%	Yes	Yes	No
Rasafa	76-100%	51-75%	1-25%	Yes	Yes	No
Salamin	76-100%	51-75%	1-25%	Yes	Yes	No

• 14/25 communities assessed (5 communities are shown on the previous factsheet, 4 communities are shown on the next factsheet): Khan Elsobol, Khuwara, Maar Dibsi, Rasafa, Salamin



Shelter

- Independent apartment or house
- Shared apartment or house
- Unfinished apartment or house
- Tent
- Private space not for shelter
- Cave/natural shelter
- Collective public space not for shelter
- No IDPs
- No information
- Min - Max: rent paid per room (where known)

Community	Most common shelter	NDPs	IDPs	Price (SYP)
Khan Elsobol	Independent apartment or house	4000 - 6000	4000 - 6000	4000 - 6000
Rasafa	Independent apartment or house	3000 - 4000	3000 - 4000	3000 - 4000
Khuwara	Independent apartment or house	4000 - 6000	4000 - 6000	4000 - 6000
Salamin	Independent apartment or house	3000 - 5000	3000 - 5000	3000 - 5000
Maar Dibsi	No IDPs	4000 - 6000	4000 - 6000	4000 - 6000

Livelihoods

Community	Most common sources of income	Most common strategies used to cope with lack of income / resources
Khan Elsobol	Daily employment Farm owning Business/trade	Borrowing from family/friends Selling household assets Skipping meals
Khuwara	Daily employment Farm owning Business/trade	Borrowing from family/friends Selling household assets Skipping meals
Maar Dibsi	Daily employment Farm owning Business/trade	Borrowing from family/friends Selling household assets Skipping meals
Rasafa	Daily employment Farm owning Business/trade	Borrowing from family/friends Selling household assets Skipping meals
Salamin	Daily employment Farm owning Business/trade	Borrowing from family/friends Selling household assets Skipping meals

NFIs

Community	Electricity Source	Fuel Prices (SYP)*	NFI Prices (SYP)*
Khan Elsobol	B 7200 SYP C NA D 265 SYP F NA	2650 SYP 6000 SYP 550 SYP 23000 SYP	2650 SYP 6000 SYP 500 SYP 23000 SYP
Rasafa	B 7300 SYP C NA D 260 SYP F NA	2650 SYP 6000 SYP 500 SYP 23000 SYP	2700 SYP 6000 SYP 500 SYP 23000 SYP
Khuwara	B 7200 SYP C NA D 265 SYP F NA	2650 SYP 6000 SYP 500 SYP 23500 SYP	2650 SYP 6000 SYP 500 SYP 23500 SYP
Salamin	B 7300 SYP C NA D 265 SYP F NA	2700 SYP 6000 SYP 500 SYP 23000 SYP	2700 SYP 6000 SYP 500 SYP 23000 SYP
Maar Dibsi	B 7300 SYP C NA D 265 SYP F NA	2700 SYP 6500 SYP 500 SYP 23000 SYP	2700 SYP 6500 SYP 500 SYP 23000 SYP

- Most common electricity source
- Main network
- Generator
- No source
- Solar alternative
- No information
- Fuel Prices (SYP)*
- B** Butane (cannister)
- C** Coal (1kg)
- D** Diesel (1 litre)
- F** Firewood (1 tonne)
- NFI Prices (SYP)*
- Cement (50kg)
- Floor mat (3*4m)
- Plastic tarpaulin (1m²)
- Tent (5 persons)
- NA: not available for purchase

Community	Most common strategies used to cope with a lack of fuel
Khan Elsobol	No lack of fuel
Khuwara	No lack of fuel
Rasafa	No lack of fuel
Maar Dibsi	No lack of fuel
Salamin	No lack of fuel

WASH

- Most common water source**
- Status of water source
- Water is safe to drink
 - Water tastes/smells bad
 - People sick after drinking
 - No information
- Sufficiency of available water to meet household needs
- Sufficient
 - Insufficient
 - No information
- Most common method of garbage disposal

Khan Elsobol

- Water trucking
- Public free collection

Khuwara

- Water trucking
- Disposed at designated site

Maar Dibsi

- Network
- Private paid collection

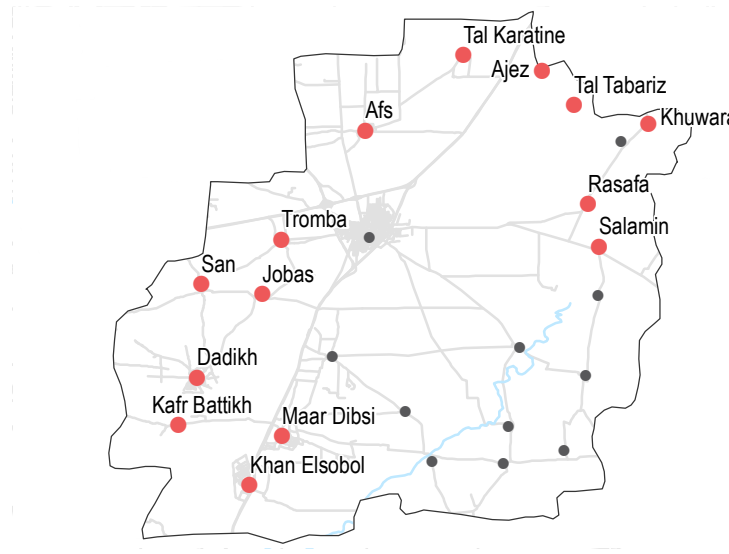
Rasafa

- Network
- Left in street / public area

Salamin

- Water trucking
- Disposed at designated site

• 14/25 communities assessed (5 communities are shown on the previous factsheet, 4 communities are shown on the next factsheet): Khan Elsobol, Khuwara, Maar Dibsi, Rasafa, Salamin



Education

- Status of primary schools in village
- Functioning
 - Not functioning
 - Not available
 - No information
- Barriers to accessing education services
- Khan Elsobol: Some facilities destroyed, Lack of teaching staff
 - Khuwara: Lack of teaching staff, Lack of school supplies

Maar Dibsi

Most children accessed education

Rasafa

Lack of teaching staff
Lack of school supplies

Salamin

Most children accessed education

Health

Most common health problems

Most common barriers to accessing healthcare

Khan Elsobol

Skin diseases
Chronic diseases
Injuries

High cost of transportation
Lack of transportation

Khuwara

Chronic diseases
Acute respiratory infections

No difficulties reported

Maar Dibsi

Skin diseases
Chronic diseases
Acute respiratory infections

Lack of transportation

Rasafa

Chronic diseases
Acute respiratory infections

No facilities in the area
High cost of transportation
Lack of transportation

Salamin

Skin diseases
Chronic diseases
Acute respiratory infections

No facilities in the area
High cost of transportation
Lack of transportation

Food Security

Khan Elsobol

- Private bakeries
 - No difficulties reported
 - 1 to 10
- Bread: no info
Rice: 550 SYP
Lentils: 550 SYP
Sugar: 425 SYP
Cooking oil: 600 SYP

Khuwara

- Private bakeries
 - No difficulties reported
 - 1 to 10
- Bread: no info
Rice: 500 SYP
Lentils: 500 SYP
Sugar: 400 SYP
Cooking oil: 600 SYP

Maar Dibsi

- Shops
 - No difficulties reported
 - 1 to 10
- Bread: no info
Rice: 500 SYP
Lentils: 500 SYP
Sugar: 400 SYP
Cooking oil: 600 SYP

Rasafa

- Shops
 - No difficulties reported
 - Private bakeries unavailable
- Bread: no info
Rice: 550 SYP
Lentils: 550 SYP
Sugar: 425 SYP
Cooking oil: 600 SYP

Salamin

- Private bakeries
 - No difficulties reported
 - 1 to 10
- Bread: no info
Rice: 500 SYP
Lentils: 550 SYP
Sugar: 400 SYP
Cooking oil: 600 SYP

Main challenges to obtaining food

- No challenges
- Some foods unavailable
- Local production decreased
- Lack of access to markets
- Some foods expensive
- Lack of resources to buy food
- Lack of access to fuel
- Cooking fuel unavailable
- No information

Bread (public): 1 pack
Rice: 1kg
Lentils: 1kg
Sugar: 1kg
Cooking oil: 1 litre

Access to bread

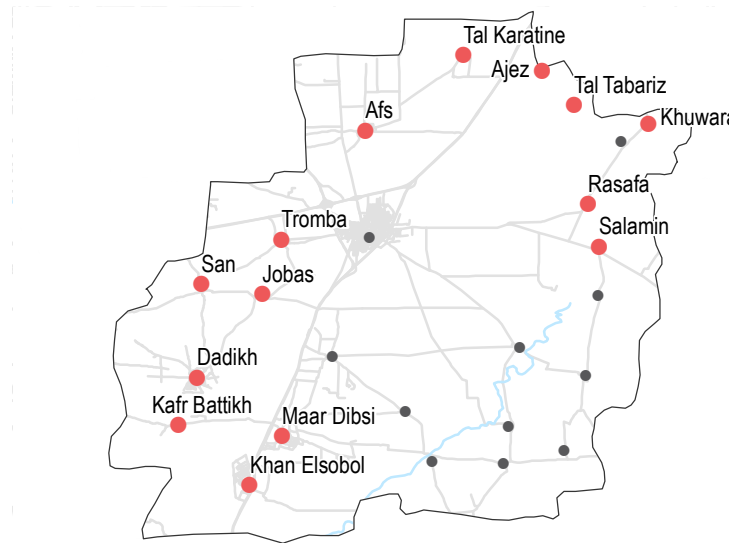
- Most common source of bread
- Most common barriers to accessing bread
- Number of days, per month, where bread from private bakeries was unavailable

Displacement

- % of pre-conflict population remaining
- % of population that are female
- % of female-headed households
- IDPs living in village
- New IDP arrivals
- Returnees

San	Tal Karatine	Tal Tabariz	Tromba
76-100% 51-75% 1-25%	76-100% 51-75% 1-25%	76-100% 51-75% 1-25%	76-100% 51-75% 1-25%
Yes Yes No	Yes No No	Yes No No	Yes No No

• 14/25 communities assessed (10 communities are shown on the previous two factsheets): San, Tal Karatine, Tal Tabariz, Tromba



Shelter

- Independent apartment or house
- Shared apartment or house
- Unfinished apartment or house
- Tent
- Private space not for shelter
- Cave/natural shelter
- Collective public space not for shelter
- No IDPs
- No information
- Min - Max: rent paid per room (where known)

San	Tromba
NDPs IDPs 8000 - 10000 SYP	NDPs IDPs 3000 - 4000 SYP
Tal Karatine NDPs IDPs 3500 - 5000 SYP	
Tal Tabariz NDPs IDPs 2500 - 3000 SYP	

Livelihoods

- Most common sources of income
- Most common strategies used to cope with lack of income / resources

San	Tal Karatine	Tal Tabariz	Tromba
Daily employment Farm owning	Daily employment Farm owning Business/trade	Daily employment Farm owning Business/trade	Daily employment Farm owning Business/trade
Borrowing from family/friends Selling household assets Skipping meals	Borrowing from family/friends Selling household assets Skipping meals	Borrowing from family/friends Selling household assets Skipping meals	Borrowing from family/friends Selling household assets Skipping meals

NFIs

San	Tromba
B 7500 SYP 2650 SYP	B 7300 SYP 2650 SYP
C NA 6000 SYP	C NA 6000 SYP
D 260 SYP 500 SYP	D 265 SYP 550 SYP
F NA 23500 SYP	F NA 23000 SYP

Tal Karatine

B 7300 SYP 2650 SYP
C NA 6000 SYP
D 260 SYP 500 SYP
F NA 23500 SYP

Tal Tabariz

B 7500 SYP 2650 SYP
C NA 6000 SYP
D 265 SYP 550 SYP
F NA 23000 SYP

- Most common electricity source
- Main network
- Generator
- No source
- Solar alternative
- No information
- Fuel Prices (SYP)*
- B** Butane (cannister)
- C** Coal (1kg)
- D** Diesel (1 litre)
- F** Firewood (1 tonne)
- NFI Prices (SYP)*
- Cement (50kg)
- Floor mat (3*4m)
- Plastic tarpaulin (1m²)
- Tent (5 persons)
- NA: not available for purchase

San
No lack of fuel

Tal Karatine
No lack of fuel

Tal Tabariz
No lack of fuel

Most common strategies used to cope with a lack of fuel

Tromba
No lack of fuel

WASH

Most common water source

Status of water source

- Water is safe to drink
- Water tastes/smells bad
- People sick after drinking
- No information

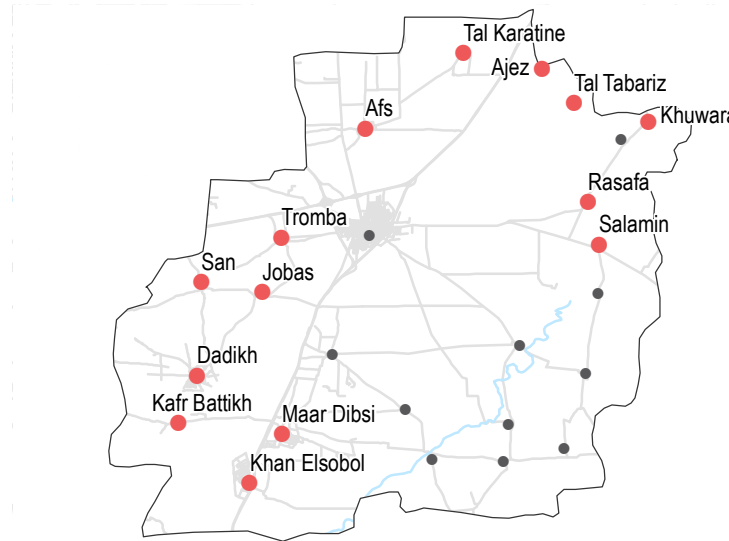
Sufficiency of available water to meet household needs

- Sufficient
- Insufficient
- No information

Most common method of garbage disposal

- San**
- Network
 - Public free collection
- Tal Karatine**
- Water trucking
 - Left in street / public area
- Tal Tabariz**
- Network
 - Left in street / public area
- Tromba**
- Network
 - Public free collection

• 14/25 communities assessed (10 communities are shown on the previous two factsheets): San, Tal Karatine, Tal Tabariz, Tromba



Education

Status of primary schools in village

- Functioning
- Not functioning
- Not available
- No information

Barriers to accessing education services

- Tal Tabariz**
- Lack of teaching staff
 - Lack of school supplies
- Tromba**
- Lack of teaching staff
 - Lack of school supplies

San

Most children accessed education

Tal Karatine

Most children accessed education

Health

+ Most common health problems

H Most common barriers to accessing healthcare

Community	Most common health problems	Most common barriers to accessing healthcare
San	Skin diseases Chronic diseases	No facilities in the area High cost of transportation Lack of transportation
Tal Karatine	Chronic diseases Acute respiratory infections	No facilities in the area High cost of transportation Lack of transportation
Tal Tabariz	Chronic diseases Acute respiratory infections	No facilities in the area High cost of transportation Lack of transportation
Tromba	Chronic diseases Acute respiratory infections	No facilities in the area High cost of transportation Lack of transportation

Food Security

San

- Bread: no info
- Rice: 500 SYP
- Lentils: 550 SYP
- Sugar: 400 SYP
- Cooking oil: 600 SYP

Shops

- No difficulties reported
- Private bakeries unavailable

Tal Karatine

- Bread: no info
- Rice: 500 SYP
- Lentils: 500 SYP
- Sugar: 400 SYP
- Cooking oil: 550 SYP

Shops

- No difficulties reported
- Private bakeries unavailable

Tal Tabariz

- Bread: no info
- Rice: 550 SYP
- Lentils: 550 SYP
- Sugar: 425 SYP
- Cooking oil: 600 SYP

Shops

- No difficulties reported
- Private bakeries unavailable

Tromba

- Bread: no info
- Rice: 500 SYP
- Lentils: 500 SYP
- Sugar: 400 SYP
- Cooking oil: 600 SYP

Shops

- No difficulties reported
- Private bakeries unavailable

Main challenges to obtaining food

- No challenges
- Some foods unavailable
- Local production decreased
- Lack of access to markets
- Some foods expensive
- Lack of resources to buy food
- Lack of access to fuel
- Cooking fuel unavailable
- No information

Bread (public): 1 pack
 Rice: 1kg
 Lentils: 1kg
 Sugar: 1kg
 Cooking oil: 1 litre

Access to bread

- Most common source of bread

- Most common barriers to accessing bread
- Number of days, per month, where bread from private bakeries was unavailable

Sarmin, Idleb Governorate

October 2017

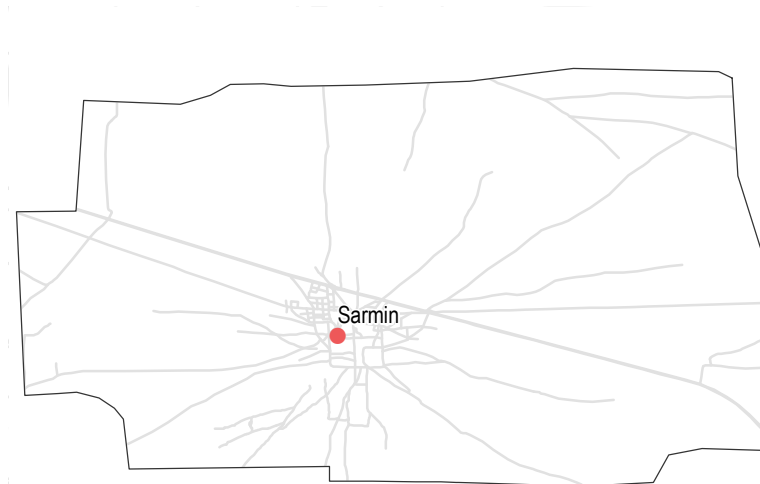
Displacement

- % of pre-conflict population remaining
- % of population that are female
- % of female-headed households
- IDPs living in village
- New IDP arrivals
- Returnees

Sarmin

- 51-75%
- 51-75%
- 1-25%
- Yes
- No
- No

• 1/1 community assessed : Sarmin



NFIs

Lightbulb Sarmin

- B** 7500 SYP 2650 SYP
- C** NA 6000 SYP
- D** 265 SYP 500 SYP
- F** NA 23000 SYP

Most common electricity source

- Main network
- Generator
- No source
- Solar alternative
- No information

Fuel Prices (SYP)*

- B** Butane (cannister)
- C** Coal (1kg)
- D** Diesel (1 litre)
- F** Firewood (1 tonne)

NFI Prices (SYP)*

- Cement (50kg)
- Floor mat (3*4m)
- Plastic tarpaulin (1m²)
- Tent (5 persons)

NA: not available for purchase

Shelter

- Independent apartment or house
 - Shared apartment or house
 - Unfinished apartment or house
 - Tent
 - Private space not for shelter
 - Cave/natural shelter
 - Collective public space not for shelter
 - No IDPs
 - No information
- Min - Max: rent paid per room (where known)

Sarmin

- NDPs
- IDPs
- 4000 - 6000 SYP

Livelihoods

Most common sources of income

- Daily employment
- Farm owning
- Business/trade

Most common strategies used to cope with lack of income / resources

- Borrowing from family/friends
- Selling household assets
- Skipping meals

Sarmin

Sarmin
No lack of fuel

Most common strategies used to cope with a lack of fuel

Sarmin, Idleb Governorate

October 2017

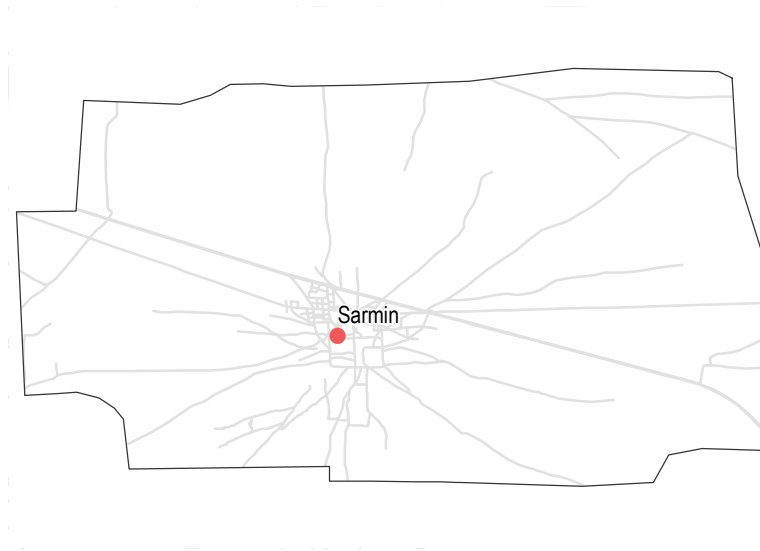
WASH

- Most common water source
- Status of water source
 - Water is safe to drink
 - Water tastes/smells bad
 - People sick after drinking
 - No information
- Sufficiency of available water to meet household needs
 - Sufficient
 - Insufficient
 - No information
- Most common method of garbage disposal

Sarmin

- Water trucking
- Public free collection

• 1/1 community assessed : Sarmin



Food Security

Sarmin

- Bread: no info
- Rice: 550 SYP
- Lentils: 550 SYP
- Sugar: 425 SYP
- Cooking oil: 600 SYP
- Private bakeries
- No difficulties reported
- 1 to 10

Main challenges to obtaining food

- No challenges
- Some foods unavailable
- Local production decreased
- Lack of access to markets
- Some foods expensive
- Lack of resources to buy food
- Lack of access to fuel
- Cooking fuel unavailable
- No information

Bread (public): 1 pack
 Rice: 1kg
 Lentils: 1 kg
 Sugar: 1kg
 Cooking oil: 1 litre

Access to bread

- Most common source of bread
- Most common barriers to accessing bread
- Number of days, per month, where bread from private bakeries was unavailable

Education

- Status of primary schools in village
 - Functioning
 - Not functioning
 - Not available
 - No information
- Barriers to accessing education services

Sarmin

Most children accessed education

Health

- Most common health problems
 - Skin diseases
 - Chronic diseases
 - Acute respiratory infections
- Most common barriers to accessing healthcare
 - No difficulties reported

Sarmin

Tamanaah, Idleb Governorate

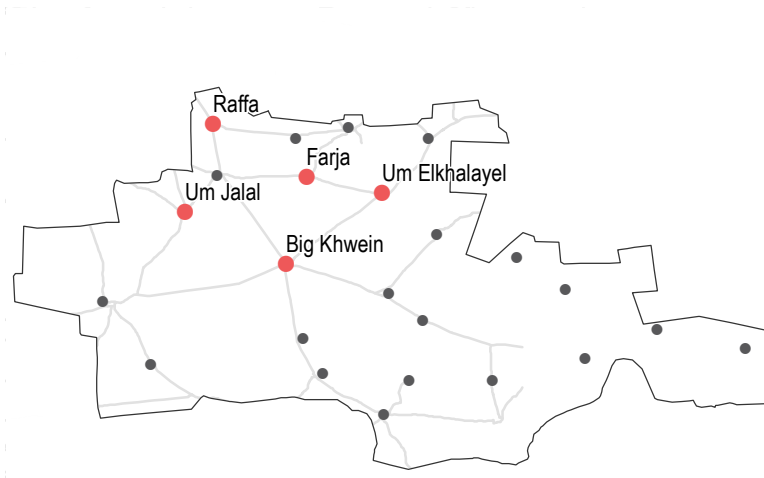
October 2017

Displacement

- % of pre-conflict population remaining
- % of population that are female
- % of female-headed households
- IDPs living in village
- New IDP arrivals
- Returnees

Community	% of pre-conflict population remaining	% of population that are female	% of female-headed households	IDPs living in village	New IDP arrivals	Returnees
Big Khwein	51-75%	51-75%	26-50%	Yes	No	No info
Farja	51-75%	26-50%	1-25%	Yes	Yes	No
Raffa	76-100%	51-75%	1-25%	Yes	Yes	No
Um Elkhalayel	1-25%	26-50%	1-25%	Yes	No	No
Um Jalal	76-100%	51-75%	1-25%	Yes	No	No

• 5/24 communities assessed : Big Khwein, Farja, Raffa, Um Elkhalayel, Um Jalal



Shelter

- Independent apartment or house
- Shared apartment or house
- Unfinished apartment or house
- Tent
- Private space not for shelter
- Cave/natural shelter
- Collective public space not for shelter
- No IDPs
- No information
- Min - Max: rent paid per room (where known)

Community	Most common shelter	NDPs	IDPs
Big Khwein	Independent apartment or house	No info	No info
Farja	Independent apartment or house	3500 - 4000 SYP	3500 - 4000 SYP
Raffa	Independent apartment or house	2500 - 3000 SYP	2500 - 3000 SYP
Um Elkhalayel	Independent apartment or house	No info	No info
Um Jalal	Independent apartment or house	4000 - 4500 SYP	4000 - 4500 SYP

Livelihoods

- Most common sources of income
- Most common strategies used to cope with lack of income / resources

Community	Most common sources of income	Most common strategies used to cope with lack of income / resources
Big Khwein	Farm owning Support from family/friends Savings	Skipping meals Reducing meal size
Farja	Farm owning Business/trade Savings	Children sent to work/beg Selling household assets Reducing meal size
Raffa	Farm owning Business/trade Savings	Borrowing from family/friends Selling household assets Reducing meal size
Um Elkhalayel	Farm owning Business/trade Sale of humanitarian aid	Children sent to work/beg Selling household assets Reducing meal size
Um Jalal	Farm owning Business/trade Sale of humanitarian aid	Children sent to work/beg Borrowing from family/friends Selling household assets

NFIs

Community	Electricity Source	Fuel Prices (SYP)*	NFI Prices (SYP)*
Big Khwein	B NA, C NA, D 250 SYP, F 40000 SYP	B 7400 SYP, C 75 SYP, D 250 SYP, F 70000 SYP	B 7500 SYP, C 75 SYP, D 260 SYP, F 70000 SYP
Um Elkhalayel	B 7500 SYP, C 75 SYP, D 250 SYP, F 75000 SYP	B 8000 SYP, C 75 SYP, D 260 SYP, F 75000 SYP	B 8000 SYP, C 75 SYP, D 260 SYP, F 75000 SYP
Farja	B 7400 SYP, C 75 SYP, D 250 SYP, F 70000 SYP	B 7400 SYP, C 75 SYP, D 250 SYP, F 70000 SYP	B 7400 SYP, C 75 SYP, D 250 SYP, F 70000 SYP
Um Jalal	B 7500 SYP, C 75 SYP, D 250 SYP, F 75000 SYP	B 8000 SYP, C 75 SYP, D 260 SYP, F 75000 SYP	B 8000 SYP, C 75 SYP, D 260 SYP, F 75000 SYP
Raffa	B 7500 SYP, C 75 SYP, D 260 SYP, F 70000 SYP	B 7500 SYP, C 75 SYP, D 260 SYP, F 70000 SYP	B 7500 SYP, C 75 SYP, D 260 SYP, F 70000 SYP

- Most common electricity source
- Main network
- Generator
- No source
- Solar alternative
- No information
- Fuel Prices (SYP)*
- B** Butane (cannister)
- C** Coal (1kg)
- D** Diesel (1 litre)
- F** Firewood (1 tonne)
- NFI Prices (SYP)*
- Cement (50kg)
- Floor mat (3*4m)
- Plastic tarpaulin (1m²)
- Tent (5 persons)
- NA: not available for purchase
- Most common strategies used to cope with a lack of fuel

Tamanaah, Idleb Governorate

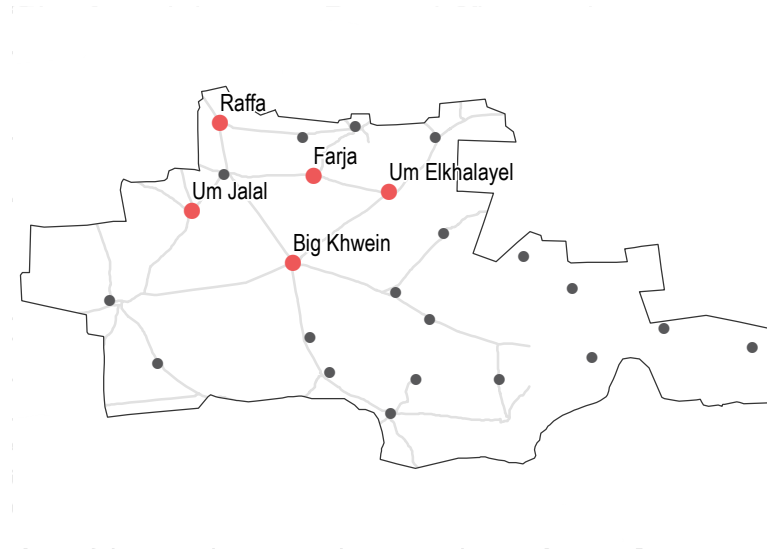
October 2017

WASH

- Most common water source
- Status of water source
 - Water is safe to drink
 - Water tastes/smells bad
 - People sick after drinking
 - No information
- Sufficiency of available water to meet household needs
 - Sufficient
 - Insufficient
 - No information
- Most common method of garbage disposal

- Big Khwein**
 - Closed well
 - Buried / burned
- Farja**
 - Water trucking
 - Buried / burned
- Raffa**
 - Water trucking
 - Buried / burned
- Um Elkhalayel**
 - Water trucking
 - Buried / burned
- Um Jalal**
 - Water trucking
 - Buried / burned

• 5/24 communities assessed : Big Khwein, Farja, Raffa, Um Elkhalayel, Um Jalal



Education

- Status of primary schools in village
 - Functioning
 - Not functioning
 - Not available
 - No information
- Barriers to accessing education services
- Big Khwein**
 - Most children accessed education

- Raffa**
 - Most children accessed education
- Um Elkhalayel**
 - Most children accessed education
- Um Jalal**
 - Most children accessed education

- Farja**
 - Most children accessed education

Health

- Most common health problems
- Most common barriers to accessing healthcare

Community	Most common health problems	Most common barriers to accessing healthcare
Big Khwein	Chronic diseases Maternal health issues	High cost of transportation Security concerns around entering facilities
Farja	Skin diseases Chronic diseases Severe diseases affecting those aged less than 5	No facilities in the area
Raffa	Skin diseases Chronic diseases Maternal health issues	No facilities in the area
Um Elkhalayel	Skin diseases Pregnancy related diseases Severe diseases affecting those aged less than 5	No facilities in the area
Um Jalal	Skin diseases Chronic diseases Pregnancy related diseases	No facilities in the area

Food Security

- Big Khwein**
 - Private bakeries
 - Bread: 100 SYP
 - Rice: 450 SYP
 - Lentils: no info
 - Sugar: 300 SYP
 - Cooking oil: 450 SYP
 - Flour too expensive
 - 1 to 10
- Farja**
 - Shops
 - Bread: no info
 - Rice: 400 SYP
 - Lentils: 400 SYP
 - Sugar: 375 SYP
 - Cooking oil: 550 SYP
 - No difficulties reported
 - Private bakeries unavailable
- Raffa**
 - Shops
 - Bread: 250 SYP
 - Rice: 400 SYP
 - Lentils: 400 SYP
 - Sugar: 375 SYP
 - Cooking oil: 550 SYP
 - No difficulties reported
 - Private bakeries unavailable
- Um Elkhalayel**
 - Shops
 - Bread: no info
 - Rice: 400 SYP
 - Lentils: 400 SYP
 - Sugar: 375 SYP
 - Cooking oil: 550 SYP
 - No difficulties reported
 - Private bakeries unavailable
- Um Jalal**
 - Shops
 - Bread: 250 SYP
 - Rice: 400 SYP
 - Lentils: 400 SYP
 - Sugar: 375 SYP
 - Cooking oil: 550 SYP
 - No difficulties reported
 - Private bakeries unavailable

- Main challenges to obtaining food
 - No challenges
 - Some foods unavailable
 - Local production decreased
 - Lack of access to markets
 - Some foods expensive
 - Lack of resources to buy food
 - Lack of access to fuel
 - Cooking fuel unavailable
 - No information
- Bread (public): 1 pack
- Rice: 1kg
- Lentils: 1 kg
- Sugar: 1kg
- Cooking oil: 1 litre
- Access to bread
 - Most common source of bread
 - Most common barriers to accessing bread
 - Number of days, per month, where bread from private bakeries was unavailable

Teftnaz, Idleb Governorate

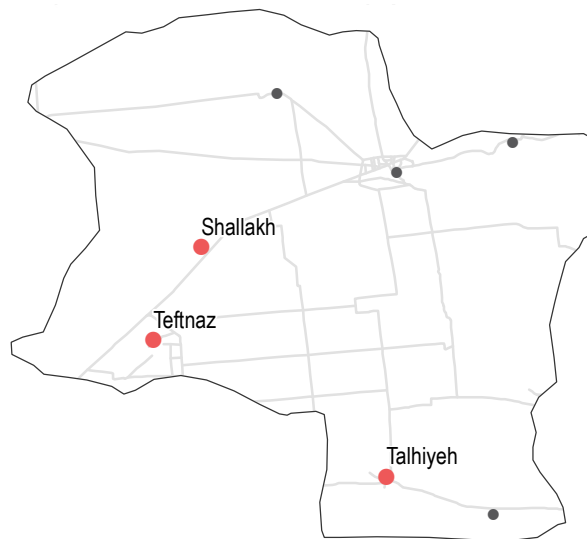
October 2017

Displacement

- % of pre-conflict population remaining
- % of population that are female
- % of female-headed households
- IDPs living in village
- New IDP arrivals
- Returnees

Shallakh		Talhiyeh		Teftnaz	
76-100%	51-75%	76-100%	51-75%	51-75%	51-75%
Yes	No	Yes	No	Yes	No
No	No	No	No	No	No

• 3/7 communities assessed : Shallakh, Talhiyeh, Teftnaz



Shelter

- Independent apartment or house
- Shared apartment or house
- Unfinished apartment or house
- Tent
- Private space not for shelter
- Cave/natural shelter
- Collective public space not for shelter
- No IDPs
- No information
- Min - Max: rent paid per room (where known)

Shallakh		Talhiyeh		Teftnaz	
NDPs	IDPs	NDPs	IDPs	NDPs	IDPs
4000 - 6000 SYP		3500 - 5000 SYP		5000 - 7000 SYP	

Livelihoods

Most common sources of income

Most common strategies used to cope with lack of income / resources

Community	Most common sources of income	Most common strategies used to cope with lack of income / resources
Shallakh	Daily employment Farm owning Business/trade	Borrowing from family/friends Selling household assets Skipping meals
Talhiyeh	Daily employment Farm owning Business/trade	Borrowing from family/friends Selling household assets Skipping meals
Teftnaz	Daily employment Farm owning Business/trade	Borrowing from family/friends Selling household assets Skipping meals

NFIs

Shallakh

B 7500 SYP	2700 SYP
C NA	6000 SYP
D 265 SYP	550 SYP
F NA	23000 SYP

Talhiyeh

B 7200 SYP	2700 SYP
C NA	6500 SYP
D 265 SYP	500 SYP
F NA	23500 SYP

Teftnaz

B 7300 SYP	2600 SYP
C NA	6000 SYP
D 265 SYP	550 SYP
F NA	23500 SYP

Most common electricity source

- Main network
- Generator
- No source
- Solar alternative
- No information

Fuel Prices (SYP)*

- B** Butane (cannister)
- C** Coal (1kg)
- D** Diesel (1 litre)
- F** Firewood (1 tonne)

NFI Prices (SYP)*

- Cement (50kg)
- Floor mat (3*4m)
- Plastic tarpaulin (1m²)
- Tent (5 persons)

NA: not available for purchase

Shallakh

No lack of fuel

Talhiyeh

No lack of fuel

Teftnaz

No lack of fuel

Most common strategies used to cope with a lack of fuel

Teftnaz, Idleb Governorate

October 2017

WASH

- Most common water source**
- Status of water source**
- Water is safe to drink
 - Water tastes/smells bad
 - People sick after drinking
 - No information
- Sufficiency of available water to meet household needs**
- Sufficient
 - Insufficient
 - No information
- Most common method of garbage disposal**

Shallakh

- Network
- Private paid collection

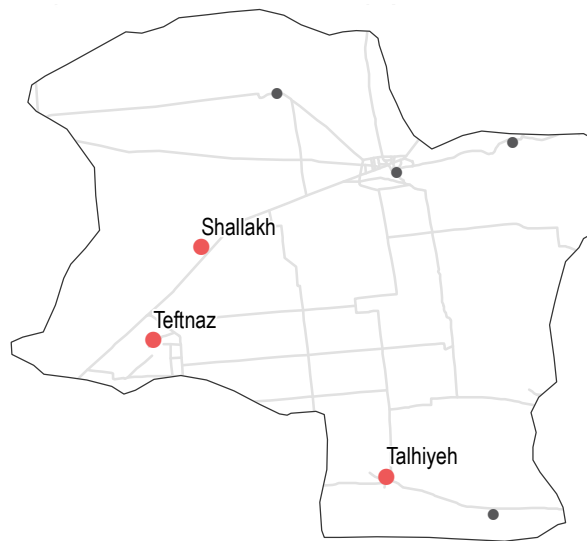
Talhiyeh

- Water trucking
- Left in street / public area

Teftnaz

- Water trucking
- Public free collection

• 3/7 communities assessed : Shallakh, Talhiyeh, Teftnaz



Education

- Status of primary schools in village**
- Functioning
 - Not functioning
 - Not available
 - No information
- Barriers to accessing education services**

Teftnaz

Most children accessed education

Shallakh

Most children accessed education

Talhiyeh

Lack of teaching staff
Lack of school supplies

Health

Most common health problems

Chronic diseases
Acute respiratory infections

Most common barriers to accessing healthcare

No facilities in the area
High cost of transportation
Lack of transportation

Shallakh

Skin diseases
Acute respiratory infections

Talhiyeh

No facilities in the area
High cost of transportation
Lack of transportation

Teftnaz

Chronic diseases
Acute respiratory infections

No difficulties reported

Food Security

Shallakh

- Shops
 - No difficulties reported
 - Private bakeries unavailable
- Bread: 125 SYP
Rice: 500 SYP
Lentils: 500 SYP
Sugar: 400 SYP
Cooking oil: 600 SYP

Talhiyeh

- Private bakeries
 - No difficulties reported
 - 1 to 10
- Bread: no info
Rice: 500 SYP
Lentils: 550 SYP
Sugar: 400 SYP
Cooking oil: 600 SYP

Teftnaz

- Public bakeries
 - No difficulties reported
 - 1 to 10
- Bread: 165 SYP
Rice: 550 SYP
Lentils: 550 SYP
Sugar: 425 SYP
Cooking oil: 600 SYP

Main challenges to obtaining food

- No challenges
- Some foods unavailable
- Local production decreased
- Lack of access to markets
- Some foods expensive
- Lack of resources to buy food
- Lack of access to fuel
- Cooking fuel unavailable
- No information

Bread (public): 1 pack
Rice: 1kg
Lentils: 1 kg
Sugar: 1kg
Cooking oil: 1 litre

Access to bread

- Most common source of bread
- Most common barriers to accessing bread
- Number of days, per month, where bread from private bakeries was unavailable