

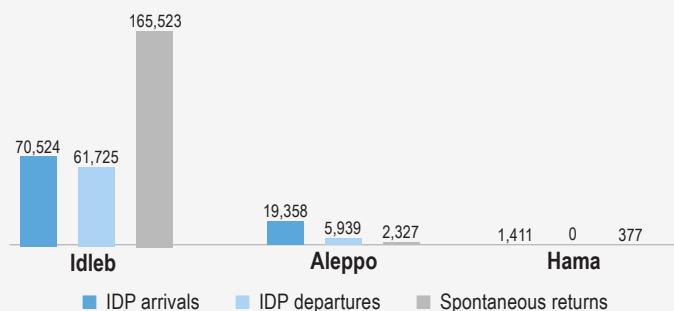
IDP Situation Monitoring Initiative (ISMI)

Monthly overview of IDP Movements in northern Syria, February 2018

Summary of Findings

| | |
|--|----------------|
| Communities assessed: | 393 |
| Total IDP arrivals: | 91,293 |
| Total IDP departures:¹ | 67,664 |
| Total spontaneous returns: | 168,227 |

Total IDP arrivals, IDP departures and spontaneous returns by governorate:

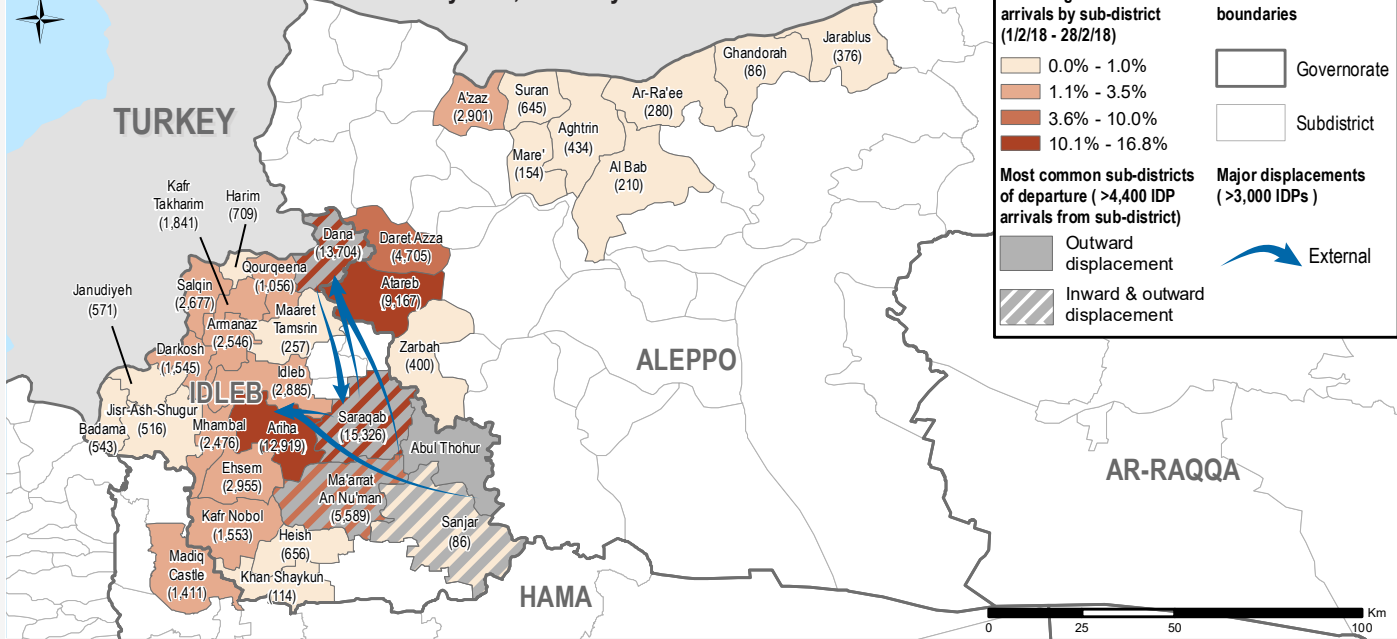


In February 2018, assessed communities in Idleb, Aleppo and Hama governorates witnessed a total of 91,293 IDP arrivals. In parallel, 67,664 IDP departures were reported from assessed communities across the three governorates. Most notably, 168,227 spontaneous returns (SRs) to community of origin were reported; a 6,098% increase in SR numbers to Idleb and Aleppo in comparison to January (2,714). Movements were mainly driven by sustained conflict in north-west Syria, that notably escalated from December 2017 in southern Idleb.² However, there has been a considerable decrease in the intensity of violent clashes since 10 February in these areas,³ resulting in the decrease in new IDP arrivals and increase in spontaneous returns.

Of the 70,524 IDP arrivals to Idleb, 82% were arriving from other communities within the governorate. Over a third arrived from Saraqab and Ma'arrat An Nu'man sub-districts, most likely as a result of violent clashes during the beginning of February. Assessed communities in Aleppo governorate reported 19,358 IDP arrivals within the reporting period, the majority of which were to Atareb sub-district, which could be due to humanitarian assistance provided in this area.⁴ In Hama, 1,411 arrivals were reported to Madiq Castle sub-district.

¹IDP departure figures reflect aggregated departures of both IDP and host community populations.
²UNOCHA, [Turkey | Syria: Recent Developments in North-western Syria \(Idleb Governorate and Afrin District\), 13 February 2018](#)
³UN Office for the Coordination of Humanitarian Affairs, [Turkey | Syria: Recent Developments in North-western Syria \(as of 13 March 2018\)](#).
⁴UNHCR: [Syria: Flash Update on Recent Events](#) (14 February 2018)

IDP arrivals to sub-districts monitored by ISMI, February 2018



About ISMI & This Factsheet

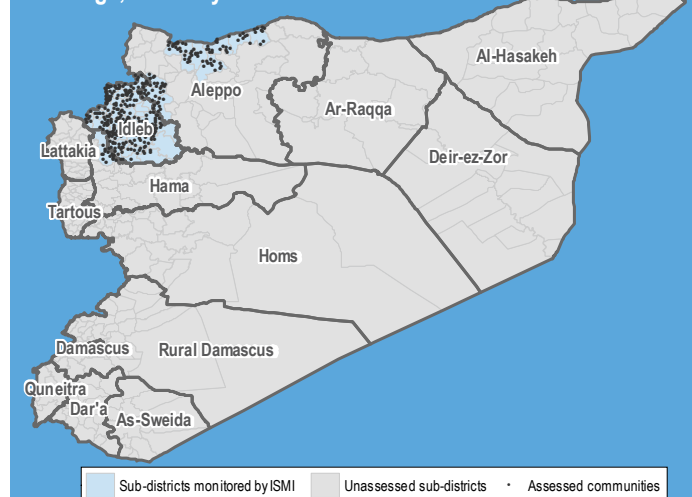
The IDP Situation Monitoring Initiative (ISMI) is an initiative of the Camp Coordination and Camp Management (CCCM) Cluster, implemented by REACH and supported by cluster members.

Following a baseline assessment conducted at the end of 2016, weekly/bi-weekly data collection cycles were initiated. This factsheet presents an overview of reported inward and outward movements of IDPs from 1 to 28 February 2018. Such displacements were reported in 393 communities in sub-districts monitored by ISMI. The coverage map in this section shows the sub-districts that were monitored for the most recent round of data collection, as well as the communities reporting movements. ISMI monitoring coverage varies over time depending on access.

Displacements are identified through an extensive key informant (KI) network, either from alerts initiated by KIs or from follow-up by enumerators. At least two KIs are interviewed in each assessed community, and collected information is further triangulated through other sources, including CCCM member data and humanitarian updates. This approach allows for regular updates on IDP movements at the community level across sub-districts monitored by ISMI in north-west Syria.

The data used for this product was collected, triangulated and verified based on submissions from ISMI's network and select CCCM cluster members following the ISMI methodology. Due to differences in methodology and coverage, figures presented in this output may differ from official CCCM Cluster or UNHCR data. All data is for humanitarian use only.

Coverage, February 2018



IDLEB

Key Figures

Communities assessed: 269

Total IDP arrivals: 70,524

Sub-districts with most arrivals (# IDPs):

| | |
|--------------------|--------|
| Saraqab | 15,326 |
| Dana | 13,704 |
| Ariha | 12,919 |
| Ma'arrat An Nu'man | 5,589 |
| Ehsem | 2,955 |

Total IDP departures:¹ 61,725

Sub-districts with most departures (# IDPs):

| | |
|------------|--------|
| Dana | 11,796 |
| Ariha | 11,716 |
| Ehsem | 8,650 |
| Kafr Nobol | 8,238 |
| Idleb | 5,860 |

Total spontaneous returns: 165,523

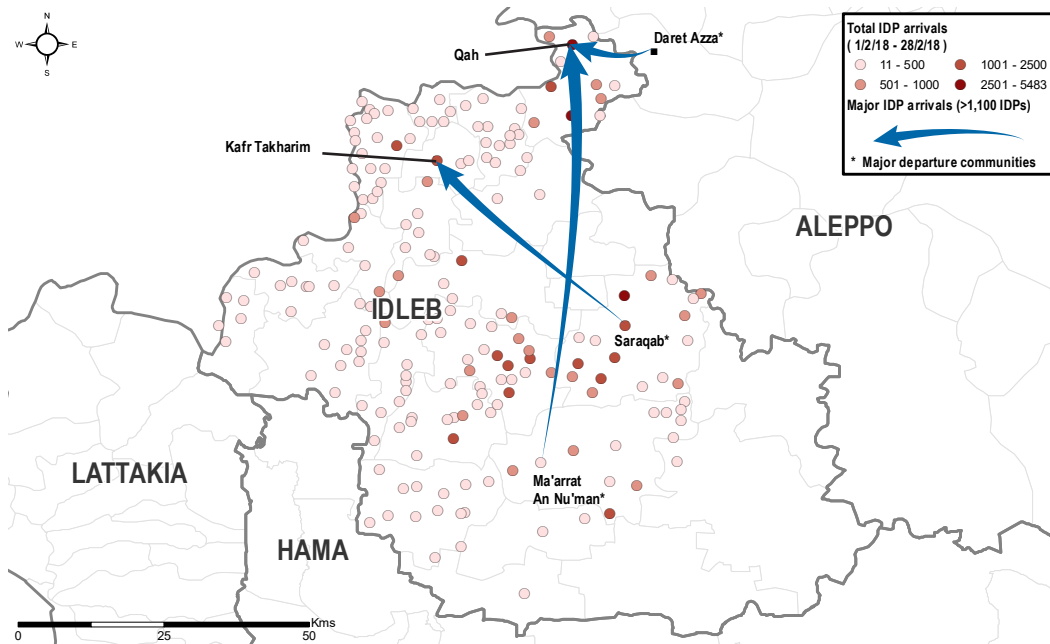
Sub-districts with most spontaneous returns:

| | |
|--------------------|---------|
| Saraqab | 117,284 |
| Ma'arrat An Nu'man | 40,585 |
| Heish | 5,827 |
| Abul Thohur | 856 |
| Mhambal | 371 |

Overview

In the first half of February, aerial bombardments and continued clashes between Government of Syria (GoS) and Armed Opposition Groups (AOGs) in Saraqab, Abul Thohur and areas near Ma'arrat An Nu'man resulted in considerable displacements from the south and east of Idleb governorate up to the north, west and central parts of the governorate.³

Furthermore, when violence declined in these areas after 10 February, the centre and south of the governorate witnessed large numbers of spontaneous returns to communities of origin² in comparison to previous months. Nearly all of these returns were able to settle in their previous homes.



IDP Arrivals

51,478 and 19,046 IDP arrivals were reported to communities in Idleb governorate during the first and second half of February 2018, respectively. 82% of these arrivals (57,830) were from communities within the governorate.

Last sub-district of departure of arrivals (# IDPs):

| | |
|--------------------|--------|
| Saraqab | 17,176 |
| Ma'arrat An Nu'man | 11,806 |
| Dana | 8,302 |
| Abul Thohur | 7,714 |
| Sanjar | 3,972 |

Dana sub-district accounted for 19% of the total IDP arrivals in the governorate during the month of February, with two of the top five communities reporting IDP arrivals being situated within the subdistrict, namely Qah (5,483) and Sarmada (2,964) communities.

Saraqab and Ma'arrat An Nu'man were frequently reported as the last place of departure for arrivals. 17,176 and 11,806 IDPs departed from these sub-districts respectively. Movements from communities in Idleb governorate were most likely the result of violence and insecurity in these sub-districts, which continued into the beginning of February.

IDP Departures¹

Parallel to trends in IDP arrival numbers, 84% of IDP departures intended to move to other communities within the governorate. The majority of departures during the first half of the reporting period were from Saraqab sub-district (16,440). However, in the second half of February, the largest number of departures were reported from communities in Dana sub-district (5,422). The majority of these departures in the second half of the reporting period were secondary displacements.

Spontaneous Returns

Between 1 and 28 February, 165,523 SRs were reported to communities in Idleb governorate. This marks a 6,770% increase in the number of reported returns compared to 2,445 SRs in January 2018. A considerable majority of SRs arrived in Saraqab sub-district (117,284), most commonly to Saraqab community (39,000). Ma'arrat An Nu'man reported the second highest number of SRs during the reporting period (40,585), with Jarjnaz community witnessing the highest number of these arrivals (15,105). The decline in conflict after 10 February most likely caused this large number of SRs.

The majority of SRs returned in the first half of the reporting period (109,693), with 55,830 arriving in the second half. This decrease could also be attributed to the outbreak of hostilities between AOGs from 20 February in Idleb governorate, which caused movement restrictions in different parts of the governorate.

Sub-districts with most spontaneous returns to former homes:

| | |
|--------------------|---------|
| Saraqab | 117,209 |
| Ma'arrat An Nu'man | 39,444 |
| Heish | 5,825 |
| Abul Thohur | 855 |
| Mhambal | 342 |

SRs most commonly arrived from Dana sub-district in the north of the governorate, where many had been displaced to during the clashes in the south and east of the governorate, due to Dana's relative security and perceived better access to humanitarian assistance.

Most SRs were reported to be living in either a solid finished house or apartment (13,633 IDPs), however a proportion of SRs were reportedly residing in unfinished or damaged buildings (296). Critically, **99% of SRs moved back to their former homes.**

ALEPPO⁵

Key Figures

Communities assessed: 110

Total IDP arrivals: 19,358

Sub-districts with most arrivals (# IDPs):

| | |
|------------|-------|
| Atareb | 9,167 |
| Daret Azza | 4,705 |
| A'zaz | 2,901 |
| Suran | 645 |
| Aghtrin | 434 |

Total IDP departures:¹ 5,939

Sub-districts with most departures (# IDPs):

| | |
|----------|-------|
| Atareb | 2,243 |
| A'zaz | 958 |
| Zarbah | 885 |
| Al Bab | 572 |
| Ar-Ra'ee | 558 |

Total spontaneous returns: 2,327

Sub-districts with most spontaneous returns:

| | |
|------------|-------|
| A'zaz | 1,397 |
| Daret Azza | 513 |
| Ar-Ra'ee | 263 |
| Ghandorah | 69 |
| Jarablus | 63 |

Overview

Continued hostilities between GoS and AOGs in western Aleppo caused the displacement of IDPs to other communities in rural Aleppo governorate throughout the reporting period.³ The governorate witnessed greater numbers of IDP arrivals during the second half of February (14,318) due to increased violent clashes during this part of the reporting period.

While in January over 66% of Aleppo's IDP arrivals arrived from Idleb governorate, the proportion of arrivals from Idleb declined to just 17% of arrivals during the reporting period (3,251), with IDPs arriving from Abul Thohur, Kafr Nobol and Sanjar in Idleb governorate.

IDP Arrivals

Throughout February, 19,358 arrivals were reported to assessed communities in Aleppo governorate, 14,318 of which were reported during the second half of the month. Atareb sub-district received almost half of all arrivals (9,167) which could be attributed to availability of assistance.⁴

Last sub-district of departure of arrivals (# IDPs):

| | |
|---------------|-------|
| Tall Ed-daman | 2,196 |
| Hadher | 1,284 |
| Madiq Castle | 1,055 |
| Suran | 1,004 |
| Abul Thohur | 912 |

Atareb (9,167), Daret Azza (4,705) and A'zaz (2,901) communities reported the largest number of arrivals during the reporting period. IDPs most commonly arrived from Tall Ed-daman community, which has been under GoS influence since January 2018.⁶

IDP Departures¹

5,939 IDPs departed from communities in Aleppo governorate between 1 and 28 February. The majority of these departures were reported in the second half of the reporting period (4,114). Of the 2,558 IDP departures where intended destinations were reported, IDPs most commonly intended to move to Idleb (885) and Aleppo (746) governorates.

Top intended destination sub-districts (# IDPs):

| | |
|-------------|-----|
| Ar-Raqqa | 212 |
| Jarablus | 155 |
| Suran | 137 |
| Mare' | 125 |
| Jebel Saman | 114 |

Spontaneous Returns

There were 2,327 SRs to communities in Aleppo governorate during the coverage period. A'zaz sub-district reportedly had the highest number of SRs, with 1,397 individuals returning to their community of origin, most commonly to A'zaz community.

HAMA⁷

Key Figures

Communities assessed: 14

Total IDP arrivals: 1,411

Sub-districts with most arrivals (# IDPs):

| | |
|--------------|-------|
| Madiq Castle | 1,411 |
|--------------|-------|

Total IDP departures:¹ 0

Sub-districts with most departures (# IDPs):

None reported

Total spontaneous returns: 377

Sub-districts with most spontaneous returns:

| | |
|--------------|-----|
| Madiq Castle | 377 |
|--------------|-----|

Overview

Assessed communities within Hama governorate witnessed the arrival of 1,411 IDPs during the reporting period. There was considerably less displacement across assessed communities in Hama compared to communities in Idleb and Aleppo governorate. Only 4% of IDP arrivals to the governorate within the reporting period were from other parts of the governorate, with the majority of IDPs arriving from Idleb governorate (811). No departures from assessed sub-districts were reported during the coverage period.

IDP Arrivals

All IDP arrivals to assessed communities within the reporting period were to Madiq Castle community. IDPs predominantly arrived from Idleb governorate, most commonly from Abul Thohur (217), Heish (200), and Karf Nobol (200) communities.

Vulnerable groups among IDP arrivals⁸:

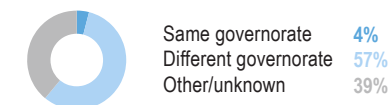


Last sub-district of departure of arrivals (# IDPs):

| | |
|-------------|-----|
| Abul Thohur | 217 |
| Heish | 200 |
| Tamanaah | 200 |
| Kafr Nobol | 97 |
| Dana | 57 |

57% of arrivals to assessed communities in Hama governorate arrived from communities outside of the governorate.

Last place of departure of IDP arrivals:



Critically, the majority of IDP arrivals were reportedly living in vulnerable shelter types. Most notably either unfinished or damaged buildings, or individual tents.

Top 3 shelter types of IDP arrivals:

| | |
|---------------------------------|----------|
| (1) Unfinished/damaged building | 562 IDPs |
| (2) Solid/finished house | 364 IDPs |
| (3) Individual tent | 301 IDPs |

Spontaneous Returns

Madiq Castle sub-district in the north of Hama governorate received 377 SRs to assessed communities within the coverage period. These were to Hawash (143), Tanjarah (86), Jamasa Odayat-Alshareeah (74) and Karf Nabutha communities. All of the recorded shelter types of these returns were solid or finished houses.

⁵ Figures for Aleppo governorate reflect assessed communities in Aghtrin, Al Bab, Ar-Ra'ee, Atareb, A'zaz, Daret Azza, Ghandorah, Jarablus, Mare', Suran and Zarbah sub-districts and are, thus, not indicative of the whole governorate.

⁶ OCHA, [Turkey | Syria: Recent Developments in Northwestern Syria](#) (as of 16 January 2018)

⁷ Figures for Hama governorate reflect only assessed communities in Madiq Castle sub-district and are, thus, not indicative of the whole governorate.

⁸ Vulnerable groups: † Female-headed households/Women travelling alone †† Child-headed households/children travelling alone ††† Orphans †††† Elderly-headed households/Elderly travelling alone ††††† Disabled-headed households/Individuals with disabilities travelling alone.