

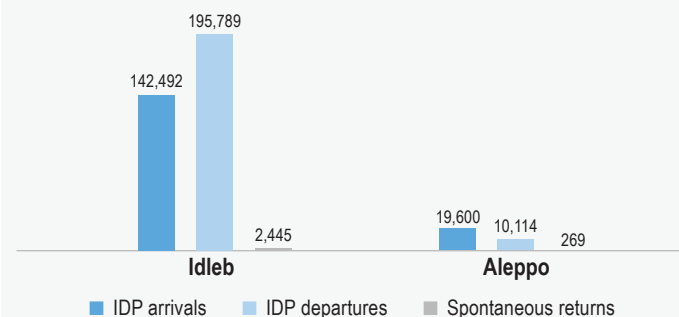
# IDP Situation Monitoring Initiative (ISMI)

## Monthly overview of IDP Movements in northern Syria, January 2018

### Summary of Findings

<b>Communities assessed:</b>	<b>369</b>
<b>Total IDP arrivals:</b>	<b>162,092</b>
<b>Total IDP departures:<sup>1</sup></b>	<b>205,903</b>
<b>Total spontaneous returns:<sup>2</sup></b>	<b>2,714</b>

#### Total IDP arrivals, IDP departures and spontaneous returns by governorate:



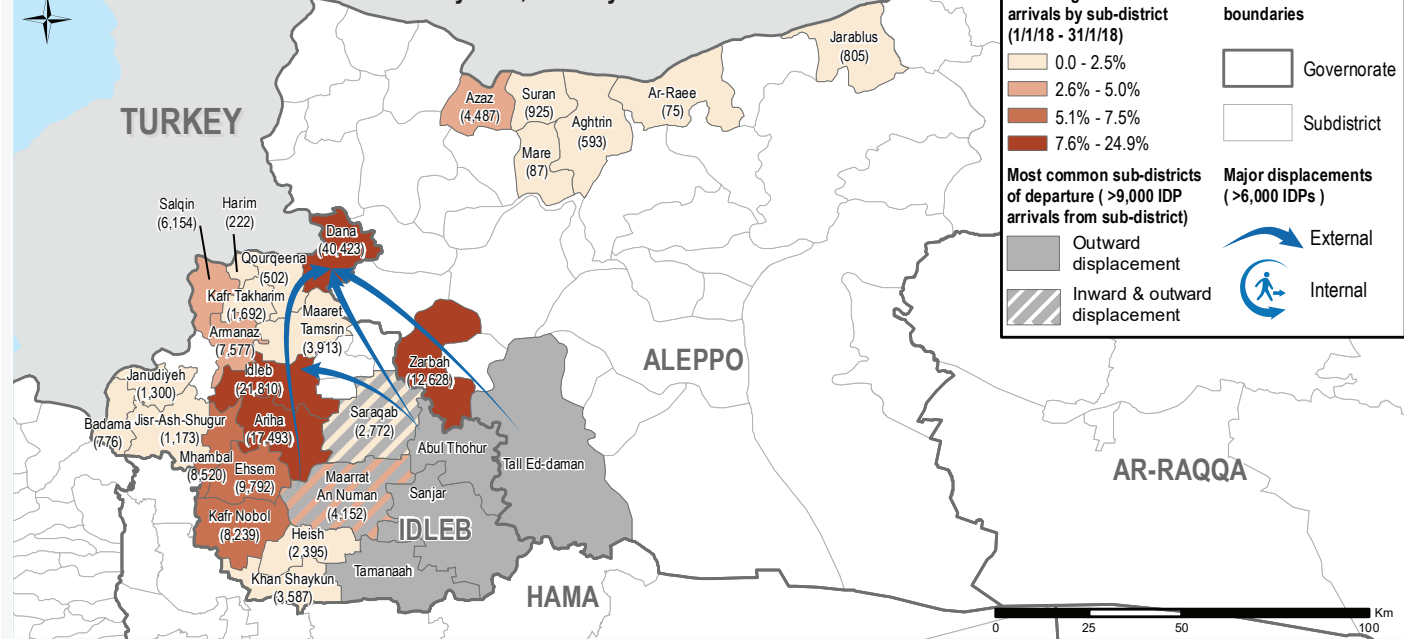
In the first month of 2018, Idleb and Aleppo governorates witnessed a total of 162,092 IDP arrivals. In parallel, 205,903 IDP departures were reported, 65% of which were primary displacements. Movements were predominantly driven by an escalation of armed clashes across north-west Syria, progressing notably across the south and east of Idleb governorate throughout the reporting period.<sup>3</sup>

Of the 142,492 IDP arrivals to Idleb governorate, more than a quarter were to Dana sub-district. In tandem, Sanjar, Abul Thohur and Ma'arrat An Numan sub-districts in the south-east of Idleb accounted for over 80% of all departures, indicative of where ground offensives have occurred.

Meanwhile, Aleppo governorate experienced 19,600 IDP arrivals in January, the majority of which were to Zarbah sub-district.

<sup>1</sup> IDP departure figures reflect aggregated departures of both IDP and host community populations.  
<sup>2</sup> SRs: Spontaneous Returns (to Community of Origin) refer to IDPs or refugees who return to the community that they originated from, but not necessarily to their places of habitual residence and do not enjoy the complete rights they had prior to displacement. SRs intend to remain in the community for an undetermined period.  
<sup>3</sup> UNOCHA, [Turkey | Syria: Recent Developments in North-western Syria](#), 30 January 2018

#### IDP arrivals to sub-districts monitored by ISMI, January 2018



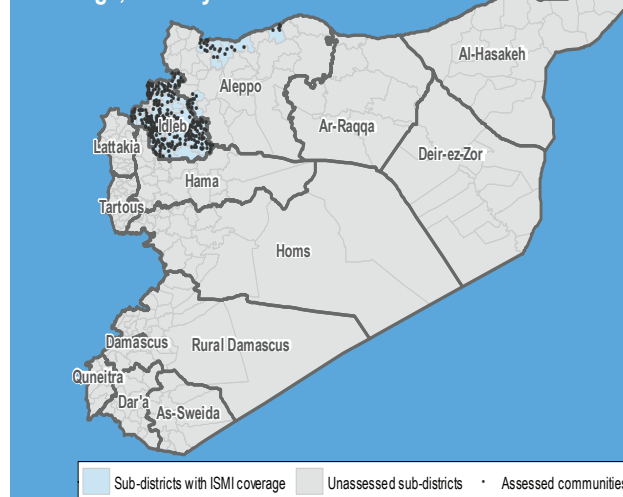
### About ISMI & This Factsheet

The IDP Situation Monitoring Initiative (ISMI) is an initiative of the Camp Coordination and Camp Management (CCCM) Cluster, implemented by REACH and supported by cluster members.

Following a baseline assessment conducted at the end of 2016, weekly/bi-weekly data collection cycles were initiated. This factsheet presents an overview of reported inward and outward movements of IDPs from 1 to 31 January 2018. Such displacements were reported in 369 communities in sub-districts monitored by ISMI. The coverage map in this section shows the sub-districts that were monitored for the most recent round of data collection, as well as the communities reporting movements. ISMI monitoring coverage varies over time depending on access.

Displacements are identified through an extensive key informant (KI) network, either from alerts initiated by KIs or from follow-up by enumerators. At least two KIs are interviewed in each assessed community, and collected information is further triangulated through other sources, including CCCM member data and humanitarian updates. This approach allows for regular updates on IDP movements at the community level across sub-districts monitored by ISMI in north-west Syria.

#### Coverage, January 2018



## IDLEB

### Key Figures

**Communities assessed:** 323

**Total IDP arrivals:** 142,492 (↑14%<sup>4</sup>)

**Sub-districts with most arrivals (# IDPs):**

Dana	40,423
Idleb	21,810
Ariha	17,493
Ehsem	9,792
Mhambal	8,520

**Total IDP departures:<sup>1</sup>** 195,789 (↑58%)

**Sub-districts with most departures (# IDPs):**

Sanjar	63,168
Abul Thohur	62,866
Ma'arrat An Nu'man	45,366
Saraqab	14,730
Heish	3,266

**Total spontaneous returns:** 2,445 (↑19%)

**Sub-districts with most spontaneous returns:**

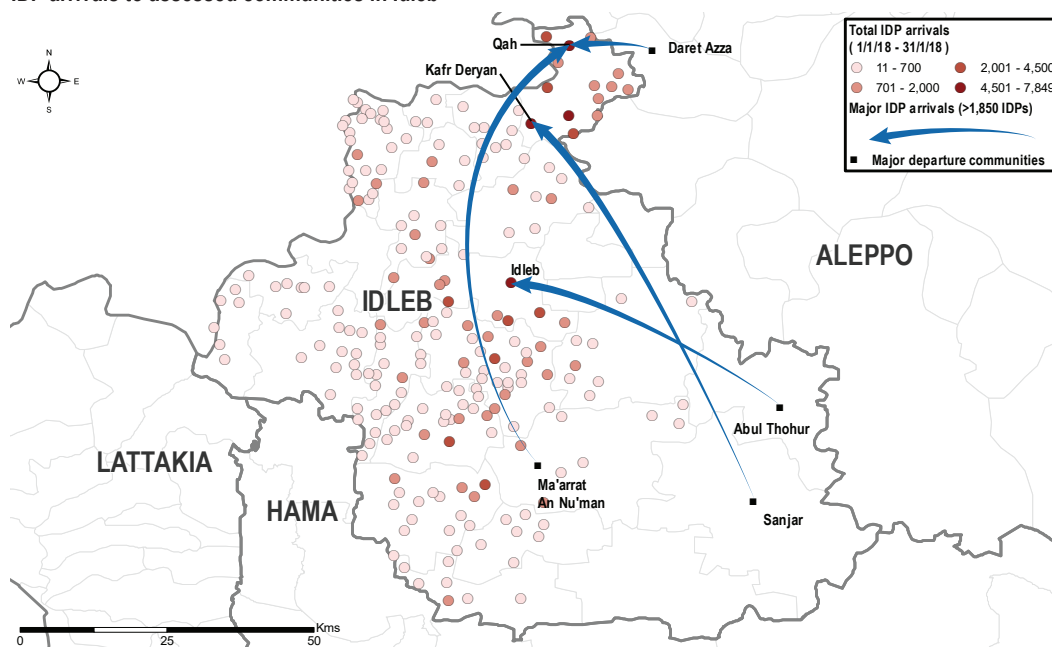
Ma'arrat An Nu'man	1,140
Khan Shaykun	701
Mhambal	285
Heish	285
Badama	34

### Overview

An escalation of violent clashes between Government of Syria (GoS) and armed opposition groups (AOGs) across south-east Idleb, north-east Hama and south-west Aleppo, combined with aerial bombardments in areas away from frontlines,<sup>5</sup> resulted in substantial displacements throughout Idleb governorate.

In addition, heavy rainfall and flooding in many parts of Syria exacerbated already difficult humanitarian conditions, as many IDPs living in informal settlements and open areas have been displaced to other IDP sites.<sup>6</sup>

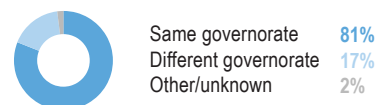
IDP arrivals to assessed communities in Idleb<sup>7</sup>



### IDP Arrivals

70,708 and 71,784 IDP arrivals were reported in Idleb governorate in the first and second half of January, respectively.<sup>8</sup> Over three quarters of these arrived from elsewhere in the governorate (115,563).

**Last place of departure of IDP arrivals:**



Dana sub-district accounted for 28% of the total IDP arrivals in the governorate during the reporting period, with three of the top five communities receiving IDP arrivals being situated within the sub-district: Sarmada (7,849), Qah (7,279), and Kafra Deryan (5,604).

### IDP Departures<sup>1</sup>

IDP departure patterns reflected arrivals throughout January, with movements broadly occurring from the south and east of the governorate to communities, camps and other sites in the north-west.

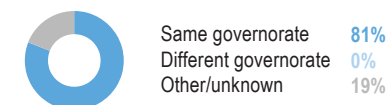
**Top intended destination sub-districts (# IDPs):**

Dana	49,866
Ma'arrat An Nu'man	12,101
Idleb	7,125
Harim	6,185
Darkosh	2,664

The majority of departures took place in the first half of the month, with 84,147 host community departures and 44,389 secondary displacements reported between 1 and 15 January. Of all departures in January, two thirds (128,247) were primary displacements.

The highest departures were from Sanjar and Abul Thohur, with 43 communities in these sub-districts reportedly being vacated during the month of January. Meanwhile, Jarjaz community in Ma'arrat An Nu'man sub-district reported the highest number of departures (25,422), all of which occurred in the first half of the month.

**Intended destinations of departures:**



The majority of known intended destinations were elsewhere in Idleb governorate - with Atma, in Dana sub-district, being the most common intended destination (24,238).

### Spontaneous Returns

Over 95% of the 2,445 spontaneous returns to Idleb were reported in the second half of January. Most commonly, these were to Ma'arrat An Nu'man sub-district (1,140). Reasons for return and intentions to remain in communities were unassessed.

**Sub-districts with most spontaneous returns to former homes:**

Ma'arrat An Nu'man	1,140
Khan Shaykun	564
Heish	285
Mhambal	199
Badama	34

<sup>4</sup>CCCM, [ISMI Monthly Displacement Summary](#), December 2017

<sup>5</sup>UNOCHA, [Turkey | Syria: Recent Developments in North-western Syria](#), 07 February 2018

<sup>6</sup>UNOCHA, [Turkey | Syria: Recent Developments in North-western Syria](#), 23 January 2018

<sup>7</sup>The community markers also account for camps/informal settlements when they are within close proximity to a community.

<sup>8</sup>For more information see CCCM, [ISMI Rapid Assessment of IDP Movements in Idleb Governorate](#), 7-20 January 2018

## ALEPPO<sup>9</sup>

### Key Figures

**Communities assessed:** 46

**Total IDP arrivals:** 19,600

**Sub-districts with most arrivals (# IDPs):**

Zarbah	12,628
A'zaz	4,487
Suran	925
Jarablus	805
Aghtrin	593

**Total IDP departures:<sup>1</sup>** 10,114

**Sub-districts with most departures (# IDPs):**

A'zaz	9,145
Jarablus	780
Aghtrin	149
Mare'	40

**Total spontaneous returns:** 269

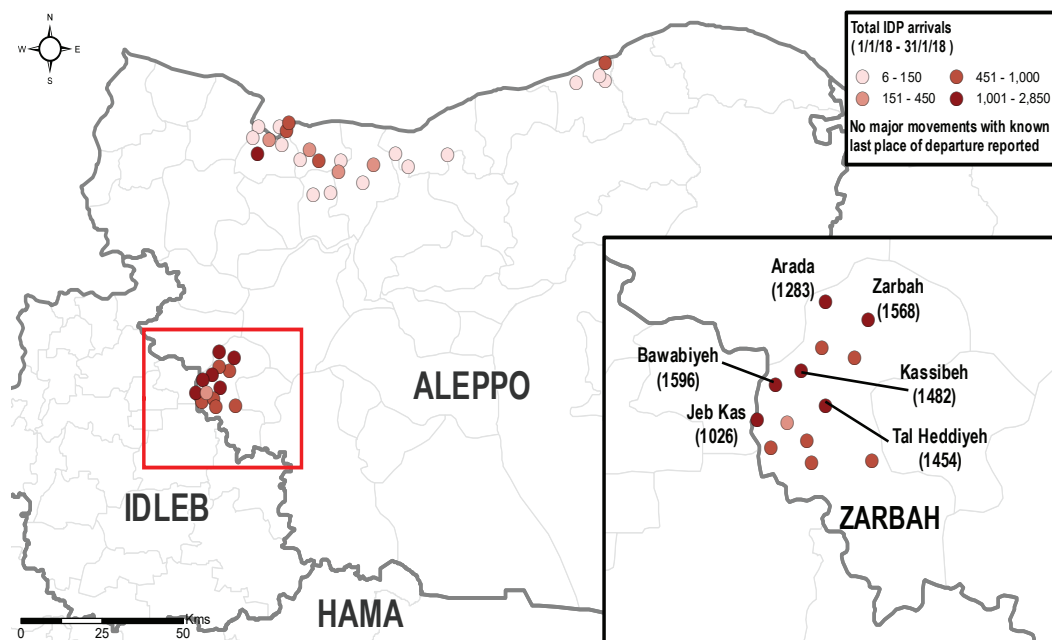
**Sub-districts with most spontaneous returns:**

Jarablus	154
A'zaz	86
Aghtrin	29

### Overview

Heavy ground fighting and hostilities between GoS forces and AOGs continued in Aleppo throughout the reporting period, intensifying particularly in the rural south and west of the governorate during the second half of the month.<sup>3</sup> In addition, conflict dynamics and worsening conditions of both host communities and IDPs in neighbouring Idleb governorate continued to drive displacement patterns in Aleppo throughout January, with 66% of all arrivals to Aleppo governorate reporting communities in Idleb as their last place of departure.

IDP arrivals to assessed communities in Aleppo<sup>7</sup>



### IDP Arrivals

Throughout January, 19,600 IDP arrivals were reported to assessed communities in Aleppo governorate, 15,050 of which in the second half of the month. Of these total arrivals, Zarbah sub-district reported receiving almost two thirds (12,628).<sup>10</sup>

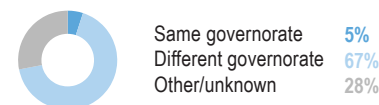
**Last sub-district of departure of arrivals (# IDPs):**

A'zaz	485
Abul Thohur	285
Menbij	194
Jarablus	154
Idleb	34

At the community-level, A'zaz reported the highest arrivals (2,850) between 1 and 31 January, followed by Bawabiyeh (1,596), Zarbah (1,568) and Kassibeh (1,482).

More than two thirds of arrivals to Aleppo came from other governorates. Most notably, 12,976 IDPs arrived from Idleb. The vast majority of these were to sites in Zarbah sub-district on the governorate's western border with Idleb.

**Last place of departure of IDP arrivals:**



Despite clashes in Aleppo's Afrin district, limited arrivals were reported from these areas. This is likely due to the reported closure of the district's main exit points, with displacements resultantly taking place internally within the district and to other sites in Aleppo not monitored by ISMI.<sup>11</sup>

**Top 3 shelter types of IDP arrivals:**

(1) Unfinished/damaged building	5,953 IDPs
(2) Solid/finished house	4,834 IDPs
(3) Managed camp	3,581 IDPs

**Vulnerable groups among IDP arrivals<sup>12</sup>:**



### IDP Departures<sup>1</sup>

A'zaz sub-district accounted for more than 90% of total departures in Aleppo, with 8,820 of these occurring in the second half of the month. In addition, over half of all departures from communities in Aleppo governorate throughout January were primary displacements (5,433).

**Top intended destination sub-districts (# IDPs):**

Jarablus	143
Al Bab	57
Maskana	40
Al-Thawrah	11
Jebel Saman	6

Kafr Kalbein (3,905) and Kaljibrin (3,762) were the two communities reporting the highest departure figures, accounting for 75% of all departures across January. The majority of intended destinations were unreported.

<sup>9</sup> Figures for Aleppo governorate only reflect assessed communities in Aghtrin, Ar-Ra'ee, A'zaz, Jarablus, Mare', Suran and Zarbah sub-district and are, thus, not indicative of the whole governorate. In addition, ISMI coverage within Aleppo governorate was not consistent between December 2017 and January 2018, and so comparisons across months cannot be accurately made.

<sup>10</sup> Zarbah sub-district was only covered from the second half of January.

<sup>11</sup> UNHCR, Syria: Flash Update on Recent Events, 24 January 2018

<sup>12</sup> Vulnerable groups: ♀ Female-headed households/Women travelling alone ⚧ Child-headed households/children travelling alone ⚧ Orphans ⚧ Elderly-headed households/Elderly travelling alone ♿ Disabled-headed households/Individuals with disabilities travelling alone.