

OVERALL FINDINGS: 12 – 18 DECEMBER

- **110 out of 1,183 ISMI-covered communities** in Aleppo, Ar-Raqqa, Deir-ez-Zor, Hama, Homs and Idleb governorates experienced inward or outward movement of IDPs
 - 18,167 IDP arrivals
 - 2,260 IDP departures
- **The start of evacuations from eastern Aleppo city drove large scale displacements to assessed communities in Aleppo and Idleb governorates,**¹ with almost 10,000 IDP arrivals reported from Aleppo city across all ISMI-covered communities.
- Further escalation in conflict in Ar-Raqqa, linked to the ongoing Ar-Raqqa offensive, led to secondary displacement of 600 IDPs from Ar-Raqqa city.²

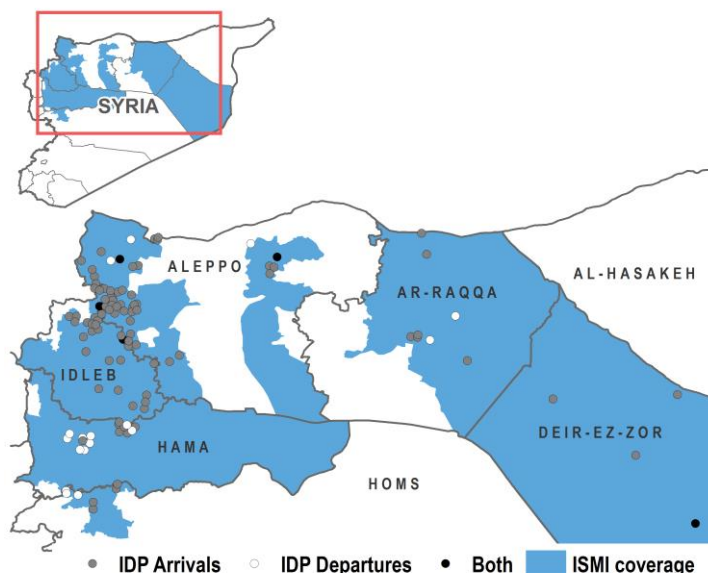


Table 1: Recorded IDP arrivals to ISMI-covered communities, by governorate, 12-18 December 2016

GOVERNORATE	IDP ARRIVALS						Last week	Week before
	Reported arrivals (# IDPs)	Communities with largest IDP arrivals (# IDPs)		Most common origins ³ of IDP arrivals (# IDPs)		Change to last week	Reported arrivals (# IDPs)	Reported arrivals (# IDPs)
Idleb	8,561	Kafr Takharim (1,000)	Ma'arrat Tamasrin (852)	Aleppo (4,436)	Kafr Zeita (750)	↑	5,266	1,650
Aleppo	8,337	Shamarin (1,980)	Daret Azza (845)	Aleppo (5,133)	Al Bab (672)	↑	5,050	31,803
Ar-Raqqa	606	Sabka (210)	Rabee'a (100)	Jurneyyeh (460)	Ar-Raqqa (84)	↓	10,593	805
Deir-ez-Zor	271	Basira (140)	Hajin (60)	Aleppo (140)	Tabni (36)	↑	162	0
Hama	268	Northern Fan (54)	Qasr Abu Samra (48)	Hama (228)	Tiba Elamam (25)	↓	876	416
Homs	125	Dar Kabira (100)	Deir Fool (10)	Karm Ash-Shami (60)	Khidr (40)	↓	140	624

Table 2: Recorded IDP departures from ISMI-covered communities, by governorate, 12-18 December 2016⁴

GOVERNORATE	IDP DEPARTURES						Last week	Week before
	Reported departures (# IDPs)	Communities with largest IDP departures (# IDPs)		Most common destinations of IDP departures (# IDPs)		Change to last week	Reported departures (# IDPs)	Reported departures (# IDPs)
Ar-Raqqa	655	Ar-Raqqa (600)	Moezleh (55)	A'zaz (240)	Tell Abiad (210)	↑	96	3,998
Aleppo	629	Menbij (384)	Sheikh Ahmed (110)	Ar-Ra'ee (210)	Sarin (108)	↓	3,500	6,006
Hama	516	Sher (162)	Treismeh (162)	Suran (102)	Maar Tahroma (94)	↑	295	43
Homs	229	Burj Qaei (175)	Tal Dahab (30)	Talaf (175)	Turkey (24)	↑	68	117
Idleb	216	Dana (210)	Sarmada (6)	Jarablus (120)	Qah (90)	↓	1,587	200
Deir-ez-Zor	15	Hajin (15)	NA	Turkey (15)	NA	↑	0	0

¹ OCHA, Syrian Arab Republic: Aleppo, Situation Report [No. 1](#), [No. 2](#), [No.3](#), [No. 4](#), [No. 6](#), [No. 7](#), [No. 8](#), [No. 9](#), 1-20 December 2016; UNHCR, [Syria: Flash Update on Recent Events](#), 19 December 2016

² Syrian Observatory for Human Rights, [Casualties and injuries in Deir Ezzor city and Syria Democratic Forces advance in the countryside of Al-Raqqa](#), 14 December 2016.

³ Location of origin refers to the most recent location from which IDPs have departed.

⁴ While Aleppo city was initially covered by ISMI enumerators, the safety and security situation and movement restriction caused the suspension of data collection in the city. Hence, departures from Aleppo city are not covered under departures, but under arrivals in other ISMI-covered communities.

ALEPPO GOVERNORATE

Recorded IDP arrivals

- 8,337 IDPs

% of arrivals from other governorates

- 2%

Most common shelter for newly arrived IDPs

- Hosted (4,478 IDPs)
- Rented/owned housing (2,038 IDPs)

Recorded IDP departures

- 629 IDPs

% of departures to other governorates

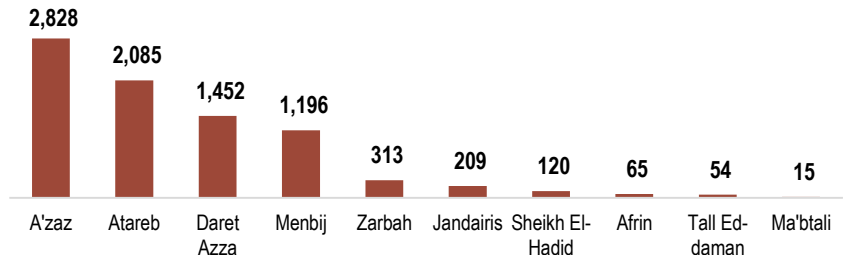
- 18%

Most common reasons for IDPs leaving Aleppo communities

- Improved safety in area of origin

The **evacuation of eastern Aleppo** and escalating conflict across **Jebel Saman sub-district** caused **large scale displacement within Aleppo governorate** (Map 1). A total of **8,337 IDPs** were reported as arriving to ISMI-covered communities, with 2,828 IDPs arriving to A'zaz sub-district, while 2,085 were displaced to Atareb and 1,452 to Daret Azza sub-districts. Meanwhile, **629 IDPs were recorded leaving from ISMI-covered Aleppo communities**. Menbij city recorded the largest number of departures (384), who primarily travelled to Ar-Ra'ee (210) and Sarin (108).

Figure 1: Reported arrivals to sub-district (# IDPs)



Map 1: Major displacement from Jebel Saman sub-district into ISMI-covered communities

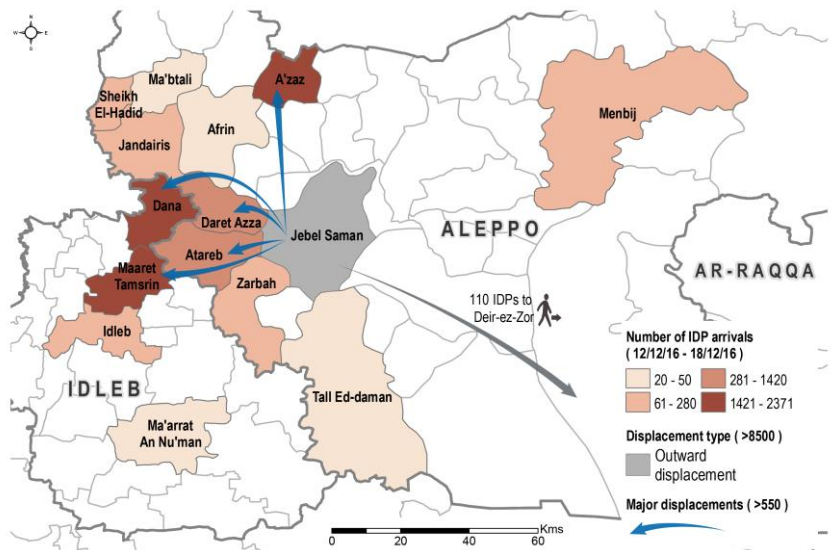


Figure 2: Five ISMI-covered communities receiving largest IDP arrivals (# IDPs)

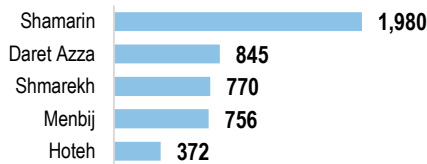
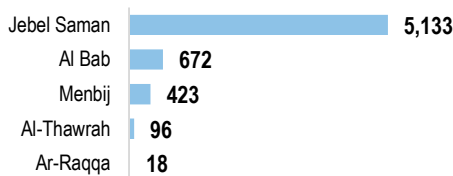


Figure 3: Five most common sub-districts of origin³ of arrivals (# IDPs)



AR-RAQQA GOVERNORATE

Over the past week, **606 IDPs were displaced to ISMI-covered communities in Ar-Raqqa (250), Sabka (210), Tell Abiad (90) and Ein Issa (56) sub-districts** (Figure 4). These households were primarily displaced from **Ar-Raqqa and Jurneyyeh sub-districts** (Figure 6). **Ar-Raqqa city saw the secondary displacement of 600 IDPs**, including 240 moving to A'zaz, 210 to Tell Abiad and 150 to Al Thawra.

Figure 4: Reported IDP arrivals to sub-district (# IDPs)

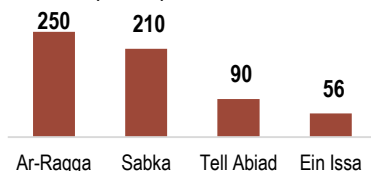


Figure 5: Five ISMI-covered communities receiving largest IDP arrivals (# IDPs)

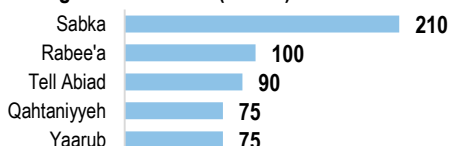
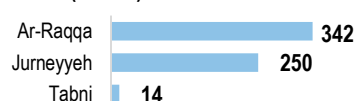


Figure 6: Sub-districts of origin³ of arrivals (# IDPs)



Recorded IDP arrivals

- 606 IDPs

% of arrivals from other governorates

- 2%

Most common shelter for newly arrived IDPs

- Hosted (175 IDPs)
- Rented/owned housing (174 IDPs)

Recorded IDP departures

- 655 IDPs

% of departures to other governorates

- 37%

Most common reasons for IDPs leaving Ar-Raqqa communities

- Safety and security concerns

IDLEB GOVERNORATE

Recorded IDP arrivals

- 8,561 IDPs

% of arrivals from other governorates

- 100%

Most common shelter for newly arrived IDPs

- Hosted (3,157 IDPs)
- Rented/owned housing (2,344 IDPs)

Recorded IDP departures

- 216 IDPs

% of departures to other governorates

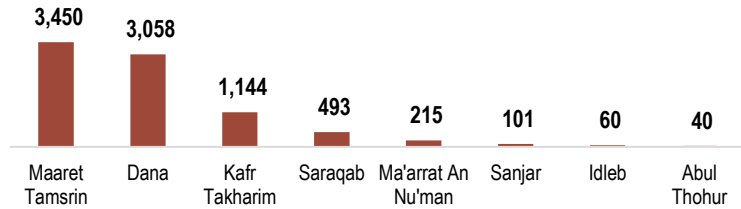
- 58%

Most common reasons for IDPs leaving Idleb communities

- Reduced access to basic needs

The **evacuation of eastern Aleppo**, as well as **evacuations in Rural Damascus** and ongoing escalating **conflict in Hama** triggered large scale movements to Idleb governorate (Map 2). A total of **8,561 IDP households were recorded as arrivals in 32 ISMI-covered communities in eight sub-districts** (Figure 7). Meanwhile, 216 IDPs left **ISMI-covered communities**, reportedly due to increased difficulties in securing basic needs.

Figure 7: Reported arrivals to sub-district (# IDPs)



Map 2: Major displacements to ISMI-covered Idleb communities

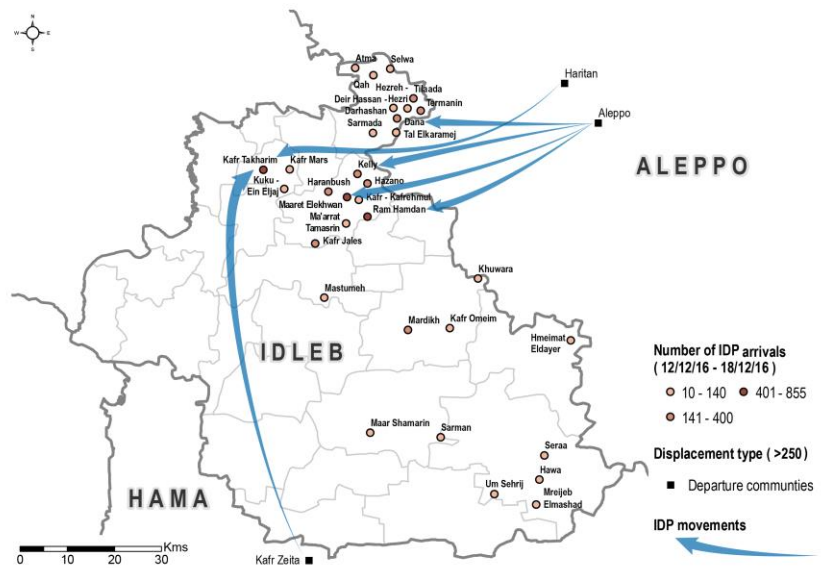


Figure 8: Five ISMI-covered communities receiving largest IDP arrivals (# IDPs)


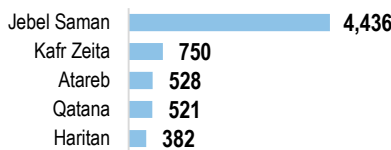


Figure 9: Five most common sub-districts of origin³ of arrivals (# IDPs)



HAMA GOVERNORATE

Continued conflict in northern Hama governorate caused displacement towards communities in **Suran (228) and Muhradah (40) sub-districts** (Figure 10). During the reporting period, a total of **268 IDPs** were reported arriving to seven ISMI-covered communities in these sub-districts from **communities in Hama (228) and Suran (40) sub-districts**. Secondary displacement was reported out of nine ISMI-covered communities, with **516 IDPs displaced** both within and outside the governorate. Largest departures occurred from **Sher and Treismeh (162 IDPs each)**.

Figure 10: Reported IDP arrivals to sub-district (# IDPs)

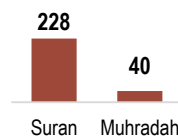


Figure 11: Five ISMI-covered communities receiving largest IDP arrivals (# IDPs)



Figure 12: Sub-districts of origin³ of arrivals (# IDPs)



Recorded IDP arrivals

- 268 IDPs

% of arrivals from other governorates

- 0%

Most common shelter for newly arrived IDPs

- Hosted (174 IDPs)
- Rented/owned housing (59 IDPs)

Recorded IDP departures

- 516 IDPs

% of departures to other governorates

- 30%

Most common reasons for IDPs leaving Hama communities

- Loss of income
- Safety and security concerns

DEIR-EZ-ZOR GOVERNORATE

Recorded IDP arrivals

- 271 IDPs

% of arrivals from other governorates

- 74%

Most common shelter for newly arrived IDPs

- Hosted (183 IDPs)
- Rented/owned housing (78 IDPs)

Recorded IDP departures

- 15 IDPs

% of departures to other governorates

- 100%

Most common reasons for IDPs leaving Deir-ez-Zor communities

- Loss of income

During the reporting period, **271 IDPs arrived to communities in Basira, Hajin, Tabni and Sur sub-districts** (Figure 13, 14). The majority of arrivals came from other governorates, namely Aleppo (140 IDPs), Ar-Raqqa (35 IDPs) and Al-Hasakeh (35 IDPs), while 61 IDPs were displaced within Deir-ez-Zor governorate.

Figure 13: Reported arrivals to sub-district (# IDPs)

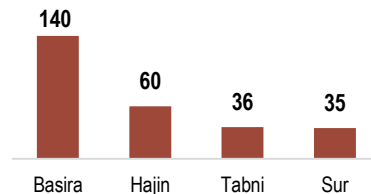


Figure 14: ISMI-covered communities receiving IDP arrivals (# IDPs)

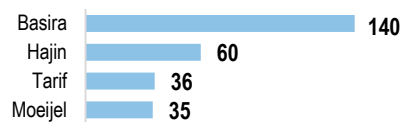
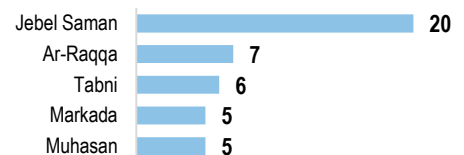


Figure 15: Sub-districts of origin³ of arrivals (# IDPs)



HOMS GOVERNORATE

Conflict in Homs has caused **displacements within Homs sub-district**, as well as to Ar-Rastan and Talbiseh sub-districts (Figure 16, 18). A total of **125 IDPs arrived to four ISMI-covered communities in these three sub-districts**. Meanwhile, secondary displacement was reported from three ISMI-covered communities: **35 IDP households left Burj Qaei to Talaf**, **5 left Tal Dahab** and **4 Kafr Laha** to communities in other governorates or to Lebanon.

Figure 16: Reported arrivals to sub-district (# IDPs)

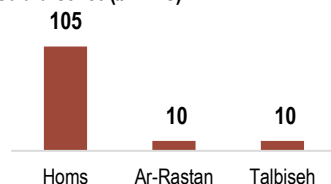


Figure 17: ISMI-covered communities receiving IDP arrivals (# IDPs)

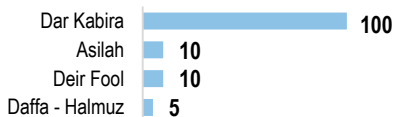



Figure 18: Sub-districts of origin³ of arrivals (# IDPs)



Recorded IDP arrivals

- 125 IDPs

% of arrivals from other governorates

- 8%

Most common shelter for newly arrived IDPs

- Hosted (75 IDPs)
- Unfinished buildings (50 IDPs)

Recorded IDP departures

- 229 IDPs

% of departures to other governorates

- 100%

Most common reasons for IDPs leaving Homs communities

- Safety and security concerns

ABOUT ISMI & THIS FACTSHEET

The **IDP Situation Monitoring Initiative (ISMI)** is an initiative of the Camp Coordination and Camp Management (CCCM) Cluster, implemented by REACH with the support of Syria Relief Network (SRN) and cluster members.

Following a baseline assessment conducted between 23 October and 21 November 2016, weekly data collection cycles have been initiated to provide regular updates on IDP movements. Based on 1,183 communities assessed in the governorates of Aleppo, Ar-Raqqa, Deir-ez-Zor, Hama, Homs and Idleb during the baseline, this factsheet presents a summary of reported inward and outward movements of IDPs in the 7 days preceding data collection. **From 12 to 18 December 2016, such displacements were reported in 110 out of all ISMI-covered communities.**

Displacement was identified through an extensive key informant (KI) network, either through alert initiated by KIs or follow-up by enumerators. A range of 2-3 KIs were interviewed in each community, while collected information was further triangulated through other sources, including CCCM member data and humanitarian updates. This approach allows for regular updates on IDP movements at a community level across ISMI coverage areas. As movement updates are limited to areas covered by ISMI, there are displacements that are not reported on here.

An initiative of



Feedback: CCCM Cluster Northern Syria, Email:

syria_cross.border.info@ccmcluster.org

Info:

<http://www.globalccmcluster.org>,
<https://www.humanitarianresponse.info>

Implemented by

