

## Reported Top Needs

	Host Communities		Displaced	
	Female	Male	Female	Male
Roads	32%	33%	0%	0%
Employment	30%	24%	8%	12%
Electricity	19%	21%	7%	12%
Winterisation	0%	0%	18%	18%
Education	0%	0%	13%	18%
Drinking Water	0%	0%	15%	18%
Food	0%	0%	15%	9%
Health	5%	9%	12%	3%
Shelter	2%	0%	8%	0%
Waste Water Mgmt	0%	0%	0%	0%

Host

Displaced

## Demographic Pressure

Top 3 reasons for moving in  
Last 3 years Last 6 months

- Knew friends/family 1 N/A  
N/A 2 N/A  
N/A 3 N/A

96% of hosts reported significant population increase in the last 3 years

90% of displaced reported significant population increase in the last 6 months

## Social Stability

Potential sources of tensions related to:  
Lack of Social interaction

Lack of conflict mitigation mechanisms

Lack of confidence in institutions

Restrictions on displaced communities

Negative views of international actors

Social fragmentation

Host

Displaced

## Reported issues causing community divisions

- N/A 1 N/A  
N/A 2 N/A  
N/A 3 N/A

## Income &amp; Poverty

## Main sources of income

- Informal commerce 1 Unskilled non-agricultural labour  
Unskilled non-agricultural labour 2 Food vouchers  
Formal commerce 3 Unskilled agricultural labour

## Most common mode of employment

- Regular Irregular/temporary

## Average monthly HH income

\$1552 as reported by respondents \$422

## Reported changes in unemployment in last 3 years/6 months

Increased Increased

## Most Commonly Reported HH expenditures on basic food staples

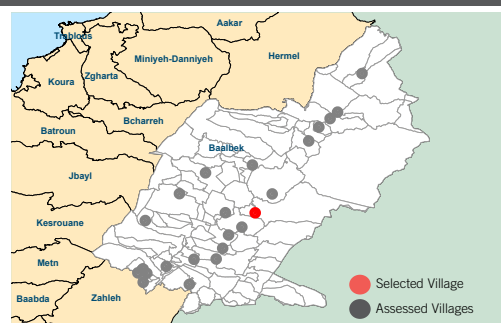
41 - 50% 41 - 50%

## Most Commonly Reported HH expenditures on essential non-food items

21 - 30% 21 - 30%

## Top coping mechanisms to cover cost of basic needs

- Borrow money/food 1 Buy cheaper/lower quality food  
Credit 2 Reduce number of meals  
Buy cheaper/lower quality food 3 Reduce meal portion size

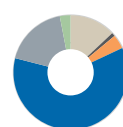
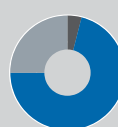


Host

Displaced

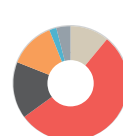
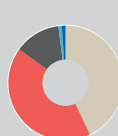
## Shelter

## Main types of accommodation reported



- Collective centre/shelter
- Factory/Warehouse
- Tent/Handmade shelter in settlement
- Garage/Shop/Worksite
- Homeless/No shelter
- Independent house/apartment
- One room structure
- Unfinished building

## Kind of occupancy arrangement



- Owned apartment/house
- Unfurnished rental/Land
- Furnished rental
- Provided by employer
- Hosted
- Squatting
- Assistance/Charity

## Average monthly household rent

N/A

\$241

## Reported evictions



- Yes
- No
- Do not know

have heard reports of evictions

## Electricity

## Average hours of electricity reported per day

12h

12h

## Average monthly HH expenditure reported

\$108

\$39

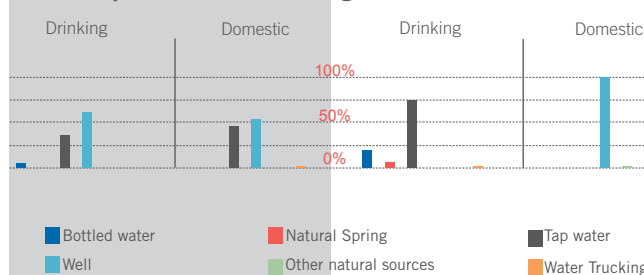
## Main source of electricity

Public network

Public network

## Water

## Top sources for drinking and domestic water



## Average monthly expenditure on drinking water per HH

\$14

\$30

## Average monthly expenditure on domestic water per HH

\$16

\$14

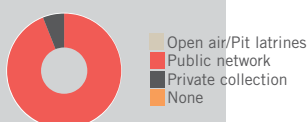


## Host

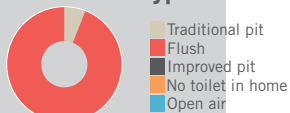
## Displaced

### Wastewater Management

#### Main wastewater systems



#### Types of toilets



#### Access to showering and washing facilities

100%

of respondents HH have access to showering and washing facilities

77%

#### Reported flooding or presence of stagnant water within community in the last 12 months

3%

reported flooding in immediate surroundings

33%

### Solid Waste Management

#### Main type of solid waste disposal

Public collection

Public collection

#### In the last 3 months

##### Refuse/garbage

3%

of respondents reported noticeable excess refuse/garbage

69%

##### Presence of pests

0%

of respondents reported noticeable presence of flies, rodents, and insects

62%

### Health

#### Most commonly reported child illnesses

- Acute respiratory diseases ① Diarrhea  
Diarrhea ② Acute respiratory diseases  
N/A ③ Dysentery

#### Top 3 challenges in accessing health services

- Cost of health services ① Cost of medicines  
Cost of medicines ② Cost of health services  
No affordable transportation ③ No affordable transportation

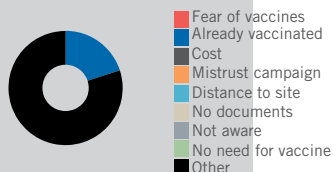
#### Participated in polio campaigns in last 3 months

47%

took their children to be vaccinated in polio campaign

74%

#### Reasons for not participating in polio campaigns



N/A



## Host

## Displaced

### Education

Out of 34 caregivers 100% of caregivers reported children enrolled 2013-14

Out of 31 caregivers 53%

Out of 34 caregivers 100% of caregivers reported children enrolled 2014-15

Out of 31 caregivers 47%

Out of 8 adolescents N/A adolescents were enrolled 2013-14

Out of 8 adolescents N/A

Out of 8 adolescents N/A adolescents are enrolled 2014-15

Out of 8 adolescents N/A

#### Non-formal education opportunities

84%

reported there are no non-formal education opportunities

92%

#### Top reported challenges in accessing education

- Cost of school fees ① Cost of school fees  
Cost of school supplies ② Cost of school supplies  
No affordable transportation ③ No affordable transportation

### Children and Women

#### Birth registration

5%

respondents reported cases of unregistered births

7%

#### Vulnerable population groups living within community

Average reported proportion of  
Separated women

0%

N/A

0%

Widowed women

N/A

N/A

Unaccompanied children minors

N/A

0%

Orphans

N/A

0%

Pregnant women

N/A

N/A

Girls married before 18

N/A

#### Population groups engaged in income generation

Men (18+) ① Men (18+)

Women (18+) ② Women (18+)

Male adolescents (12-17) ③ Male adolescents (12-17)

#### Reasons why women may not be participating in the labor force

- N/A ① Household and child raising responsibilities  
N/A ② Safety concerns outside of home  
N/A ③ Low levels of or no education

#### Main activities for out of school boys under 18

Informal employment ① Informal employment

Household chores/Child care ② Household chores/Child care

N/A ③ Begging

#### Main activities for out of school girls under 18

Informal employment ① Household chores/Child care

Household chores/Child care ② Informal employment

N/A ③ Begging

#### Cases of abuses and services

0%

of respondents heard of cases of abuse, exploitation or sexual violence in last 6 months

7%

0%

of respondents know of services available for women and children at risk or survivors of violence, abuse or exploitation

0%