

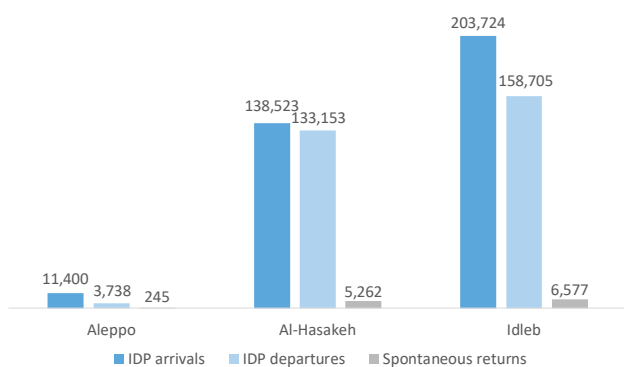
Context & Key Findings: October to December 2017¹

Communities assessed:²	524	Total IDP departures:³	295,596
Total IDP arrivals:	353,647	Total spontaneous returns:⁴	12,084

During the final quarter of 2017, three developments drove major displacements across ISMI-monitored sub-districts:⁵

- **Escalation of conflict across Deir-ez-Zor governorate**, following attempts by multiple actors to expel the group known as the Islamic State of Iraq and the Levant (ISIL) from north-east Syria.^{6,7}
- **Heightening of clashes and deteriorating security situation across south and east Idlib**, particularly throughout December, despite the governorate and surrounding areas having previously been declared as 'de-escalation zones'.⁸
- **Intensification of hostilities in areas of influence of Armed Opposition Groups (AOGs) in north-east Hama and south-west Aleppo governorates**, most notably during the second half of the reporting period.⁹

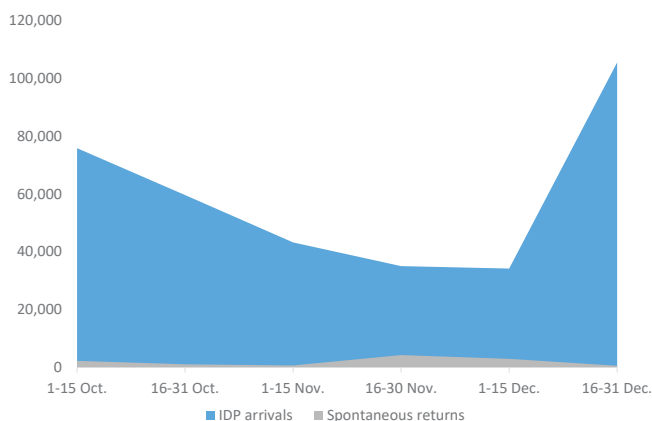
Figure 1. Total displacements and spontaneous returns, by governorate



Between 1 October and 31 December 2017, a total of 353,647 IDP arrivals, 295,596 IDP departures and 12,084 spontaneous returns were reported in sub-districts monitored by ISMI.^{10,11}

Idlib governorate accounted for almost two thirds of all IDP arrivals during the final quarter of 2017, and more than half of the total IDP departures. The vast majority of these movements occurred in the month of December. Meanwhile, Al-Hasakeh governorate experienced similarly large-scale and rapid displacements, comprising 39% and 45% of all arrivals and departures reported between October and December, respectively.

Figure 2. IDP arrivals and spontaneous returns, October - December 2017



IDP arrivals across assessed communities were at their highest at the start and end of the reporting period. Following a surge in active conflict in Deir-ez-Zor governorate towards the end of September,⁶ neighbouring Al-Hasakeh governorate witnessed the first acute wave of displacement, with the arrival of 98,709 IDPs during October.

As direct clashes in Deir-ez-Zor governorate receded,¹² many of these recent arrivals to Al-Hasakeh displaced again, intending to return to Deir-ez-Zor or transit elsewhere. In December, military developments subsequently shifted to north-west Syria,⁹ resulting in 116,509 IDP departures alongside 100,037 IDP arrivals to communities in Idlib governorate in the final two weeks of the year.

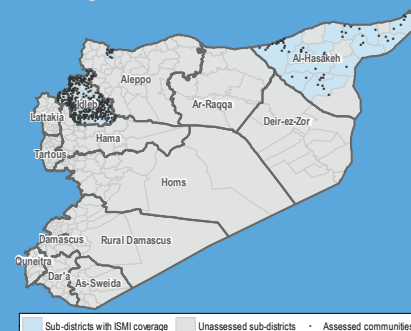
About ISMI & This Report

The IDP Situation Monitoring Initiative (ISMI) is an initiative of the Camp Coordination and Camp Management (CCCM) Cluster, implemented by REACH and supported by cluster members.

Following a baseline assessment conducted at the end of 2016, weekly/biweekly data collection cycles were initiated. This factsheet presents an overview of reported inward and outward movements of IDPs from 1 October to 31 December 2017. Such displacements were reported in 524 communities in sub-districts monitored by ISMI. ISMI monitoring coverage varies over time depending on access. Displacements are identified through an extensive key informant (KI) network, either from alerts initiated by KIs or from follow-up by enumerators. At least two KIs are interviewed in each assessed community, and collected information is further triangulated through other sources, including CCCM member data and humanitarian updates. This approach allows for regular updates on IDP movements at the community level across sub-districts monitored by ISMI in north Syria.

The data used for this product was collected, triangulated and verified based on submissions from ISMI's network and select CCCM cluster members following the ISMI methodology. Due to differences in methodology and coverage, figures presented in this output may differ from official CCCM Cluster or UNHCR data. All data is for humanitarian use only.

Coverage, October - December 2017



Governorate Level IDP Arrivals

Figure 3. Total IDP arrivals, October - December 2017, overall and by governorate

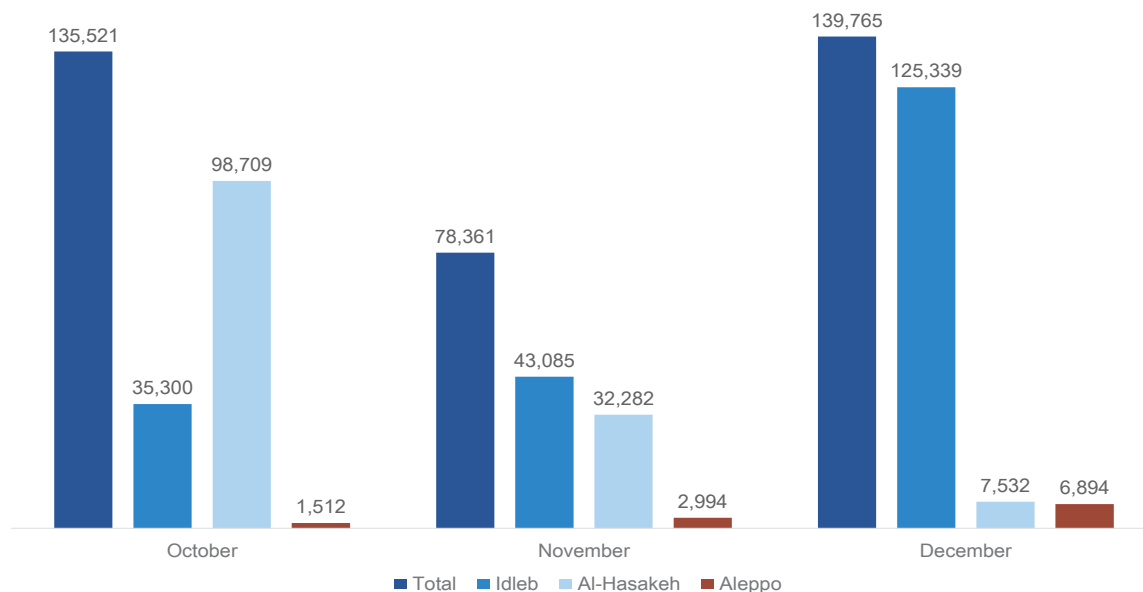


Figure 4. Proportion of total IDP arrivals by governorate, October - December 2017



Governorate Level Developments and Displacement Trends

IDLEB¹³

100,037 IDP ARRIVALS BETWEEN 16 AND 31 DECEMBER

86,742 TOTAL HOST COMMUNITY DEPARTURES (PRIMARY DISPLACEMENTS)

- Between October and December 2017, Idleb governorate witnessed a total of 203,724 IDP arrivals, accounting for 58% of all arrivals to assessed communities in the reporting period. The vast majority of these took place in December, driven by a swift escalation of hostilities and insecurity in south-east Idleb, north-east Hama and south-west Aleppo governorates.⁹

- While October (35,300) marked a period of relatively low movements and conflict de-escalation within the governorate, the number of IDP arrivals reported to communities in Idleb increased by 22% in November (43,085), triggered largely by a surge in clashes and displacements from Hama governorate. December then saw the launch of renewed ground offensives and an increase in airstrikes and shelling across the centre, south and east of Idleb governorate, leading to an almost three-fold increase (291%) in IDP arrivals (125,339) on the previous month.⁸

AL-HASAKEH

98,709 IDP ARRIVALS IN OCTOBER

2,837 TOTAL HOST COMMUNITY DEPARTURES (PRIMARY DISPLACEMENTS)

- Throughout the final three months of 2017, conflict dynamics in neighbouring Deir-ez-Zor governorate were the primary factors influencing displacement patterns in Al-Hasakeh governorate. In total, the governorate received 138,523 IDP arrivals between October and December, comprising 39% of the total arrivals reported across ISMI-monitored sub-districts.

- In a reverse pattern to Idleb governorate, the number of IDP arrivals to communities in Al-Hasakeh governorate was highest in the first month of the reporting period (98,709), in line with fierce and widespread clashes across Deir-ez-Zor governorate to its south.⁶ Reported IDP arrivals then fell consecutively month-on-month, by 70% in November (32,282), and a further 77% in December (7,532), as GoS and SDF allied forces largely succeeded in depleting ISIL's area of influence in Deir-ez-Zor, with fighting increasingly being contained along the Euphrates River in the south-east of the governorate.¹²

ALEPPO¹⁴

3,990 INCREASE IN IDP ARRIVALS BETWEEN NOVEMBER AND DECEMBER TO A'ZAZ SUB-DISTRICT

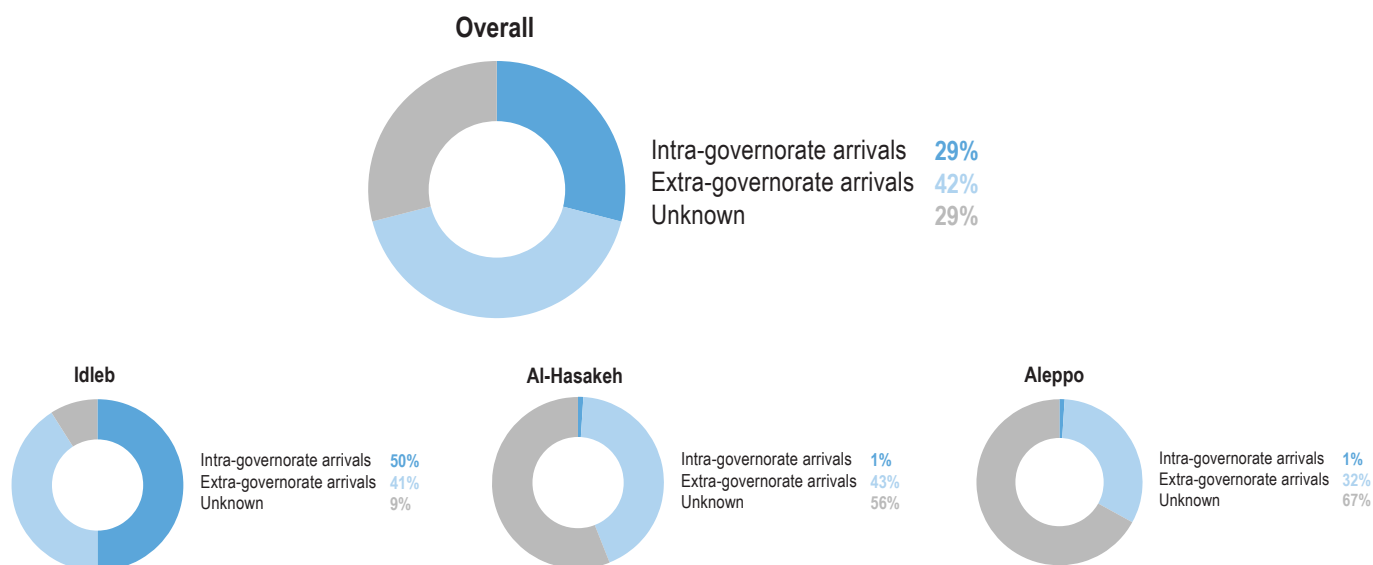
- In total, A'zaz sub-district in Aleppo governorate experienced 11,400 IDP arrivals in the final three months of 2017, accounting for 3% of all arrivals to ISMI-monitored sub-districts across the reporting period.

- Between 1 and 31 October, 1,512 IDP arrivals were reported to communities in A'zaz sub-district. In turn, the sub-district then witnessed a 98% increase in the number of IDP arrivals (2,994) in November, followed by a further substantial rise in IDP arrivals of 130% in December (6,984).

Governorate Level Displacement Patterns

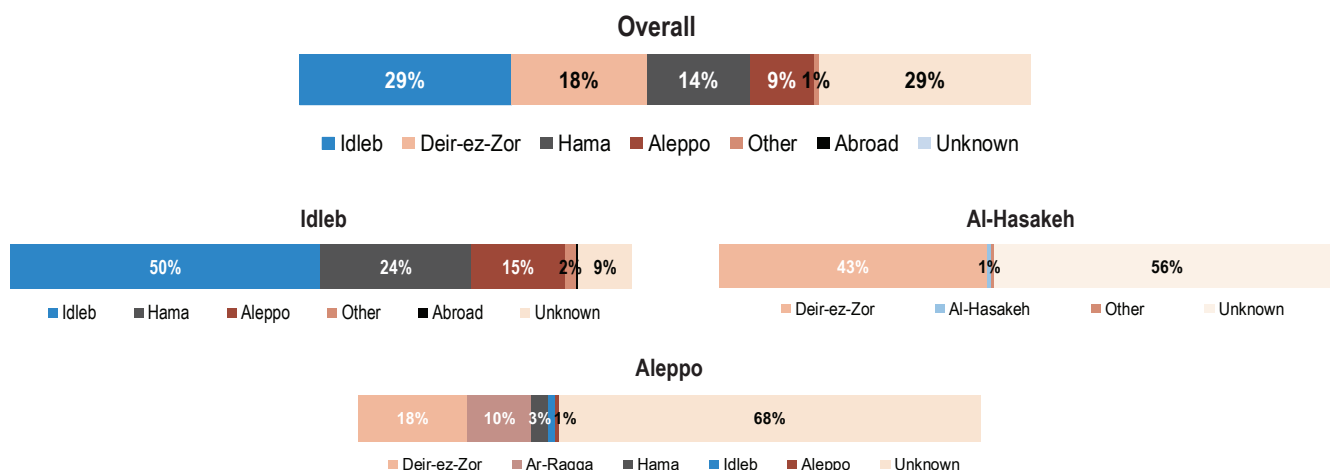
- Reflecting the high inter-governorate mobility of displaced persons across parts of northern Syria, 148,610 (42%) of all IDP arrivals to assessed communities reported that they had last departed from other governorates.
- In parallel, 102,511 (29%) of all IDP arrivals in the final quarter of 2017 were displacements from and to communities within the same governorate. Approximately 99% of these were intra-governorate IDP arrivals reported in Idleb governorate.
- Comparatively, Al-Hasakeh governorate reported higher extra- than intra-governorate arrivals, likely demonstrative of its perceived relative safety compared to other nearby governorates.

Figure 5. Proportion of intra- vs. extra-governorate arrivals, October - December 2017, overall and by governorate



- Of the 353,647 IDP arrivals between October and December 2017, the most commonly reported last places of departure were in Idleb governorate, from which a total of 101,708 IDPs (29%) had departed. The next most common governorates of departure were Deir-ez-Zor, from which 65,141 IDPs (18%) had departed; Hama, from which 49,514 IDPs (14%) had departed; and Aleppo, from which 30,848 IDPs (9%) had departed.
- The highest proportion of intra-governorate IDP arrivals was in Idleb, where 101,565 (50%) of its total IDP inflows arrived from elsewhere in the governorate. Simultaneously, large arrivals to Idleb governorate were also reported from Hama (49,222) and Aleppo (30,557) governorates across the reporting period.
- In contrast, in Al-Hasakeh governorate, 60,199 (43%) of the total 138,523 IDP arrivals reported communities in Deir-ez-Zor as their last place of departure. Intra-governorate arrivals were consistently low, with just 883 IDPs arriving from elsewhere in Al-Hasakeh.
- As with arrivals to Al-Hasakeh, communities in Deir-ez-Zor were the most common last places of departure of IDP arrivals to Aleppo governorate, with 2,003 (18%) of the total reportedly making the cross-governorate journey, along with 1,180 (10%) from neighbouring Ar-Raqqa governorate. Arrivals from other parts of Aleppo were relatively low, while 68% of all last places of departure went unreported.

Figure 6. Proportion of total IDP arrivals by last place of departure, October - December 2017, overall and by governorate



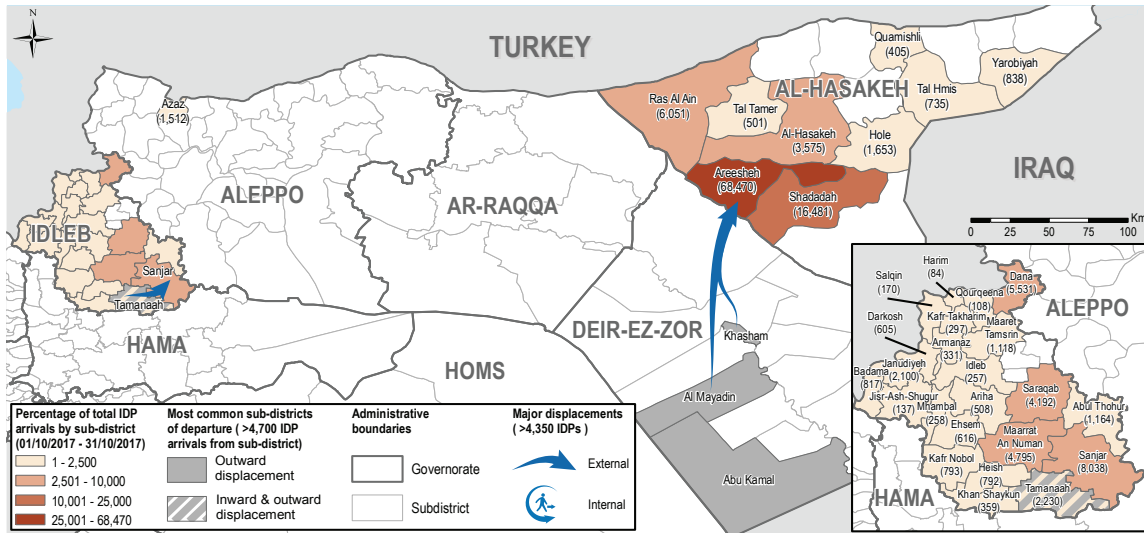
Displacement Overview

Key Events

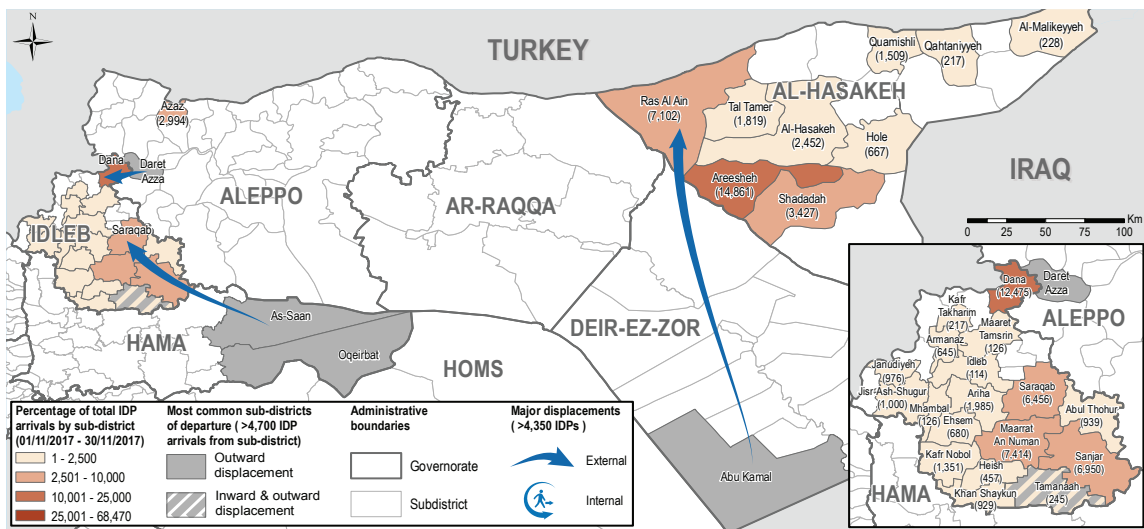
Parallel offensives against ISIL in Deir-ez-Zor governorate begin ⁶	More than 50,000 IDP arrivals to Alsad Camp, Al-Hasakeh governorate	Clashes in north-east Hama result in large displacements from As-Saan and Oqeirbat ¹⁵	IDPs start returning to Deir-ez-Zor governorate, despite continued fighting ¹²	GoS-allied forces launch ground offensive into Idleb, to purportedly capture Abul Thohur airbase ⁸	Over 100,000 IDP arrivals reported across Idleb governorate
Early September	1-31 October	1-30 November	Early November	Early December	16-31 December

Maps 1-3. IDP arrivals to sub-districts monitored by ISMI, October - December 2017

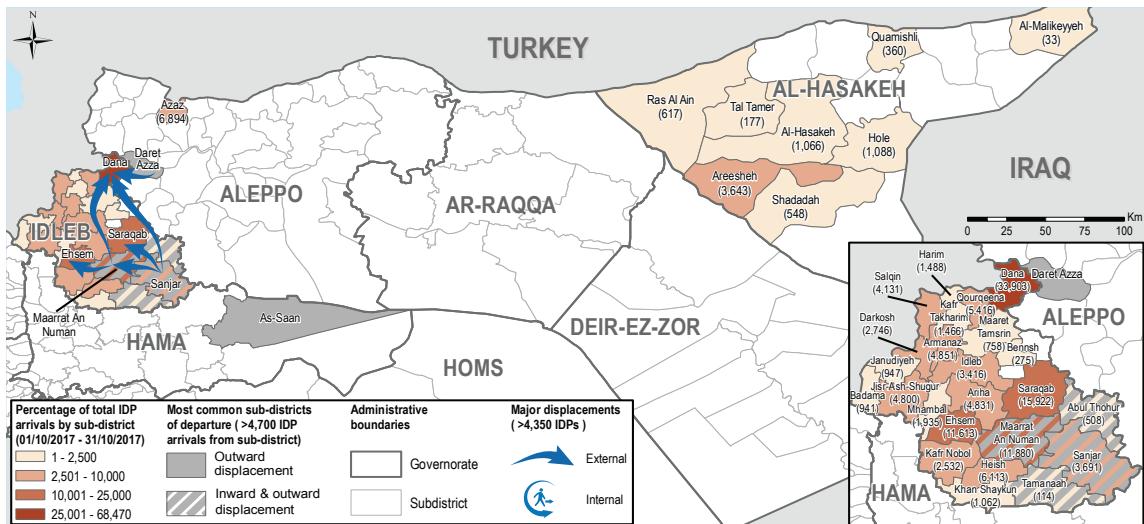
OCTOBER



NOVEMBER



DECEMBER



Governorate Level IDP Departures

Figure 7. Total IDP departures, October - December 2017, overall and by governorate

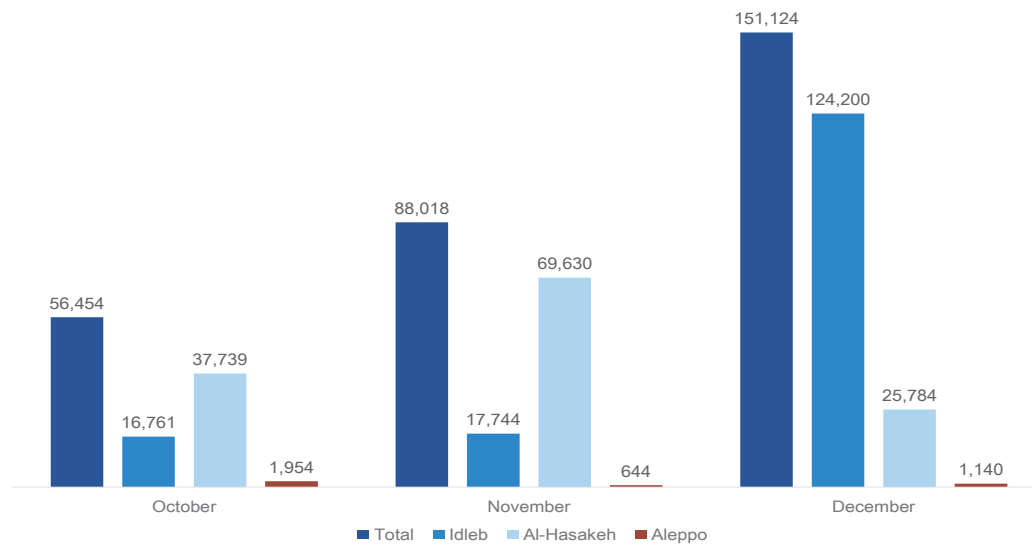
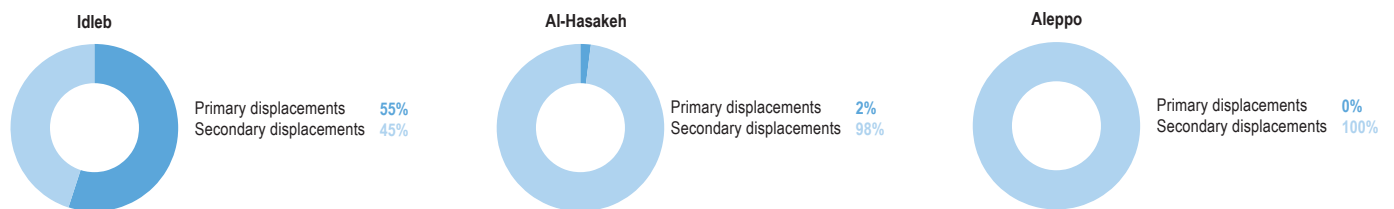
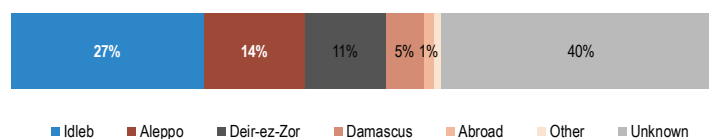


Figure 8. Proportion of total IDP departures as primary and secondary displacements, by governorate of departure¹⁶



- Across the reporting period, 89,579 host community departures were reported, representing nearly a third of all outflows from assessed communities. The vast majority (86,742) of these primary displacements were from communities in the south and east of Idleb governorate, 73,587 (85%) of which took place in the second half of December.
- In parallel, 206,017 (70%) of total departures were secondary displacements. Almost two thirds (130,316) of these were IDP displacements from communities in Al-Hasakeh governorate, with a further 71,963 (35%) and 3,738 (2%) secondary displacements reported in Idleb and Aleppo governorates, respectively.
- Notably, A'zaz sub-district in Aleppo governorate reported no departures of its resident or host community populations.

Figure 9. Proportion of total IDP departures, by governorate of intended destination



- In line with IDP arrival patterns, 80,043 IDP departures between October and December reported communities in Idleb governorate as their intended destination. More than half (48,277) of these were host community departees from elsewhere in Idleb governorate, likely indicating the intention of many newly displaced persons to not immediately move far from their communities of origin, as well as likely obstacles and risks to movement.
- The second highest known intended destination was Aleppo governorate, to which 42,161 IDPs reportedly intended to travel. 30,835 of these were IDPs arriving from Al-Hasakeh governorate, who most likely transited through Al-Hasakeh, having previously left from Deir-ez-Zor and other governorates. Additionally, 10,579 IDPs leaving communities in Idleb governorate reported Aleppo governorate as their intended destination - most commonly Atareb (3,443) and Haritan (1,810) sub-districts.
- Al-Hasakeh governorate itself was a rarely reported intended destination of IDPs departing assessed communities, with just 1,050 IDPs reportedly intending to travel to the governorate. This is likely because many recent IDP arrivals to Al-Hasakeh governorate from other governorates only intended to remain there temporarily.¹⁷
- In addition, several areas outside of ISMI coverage were commonly reported intended destinations. These were: (i) Deir-ez-Zor governorate (33,679), 32,652 of which were from Al-Hasakeh governorate, and so presumed returns to their governorate of origin following a perceived reduction in clashes in the second half of the reporting period; (ii) Damascus governorate (16,063), all secondary displacements from Al-Hasakeh governorate; and (iii) countries outside of Syria (3,818).

Sub-district Level IDP Arrivals

Figure 10. Ten ISMI-monitored sub-districts with largest IDP arrivals, October – December 2017

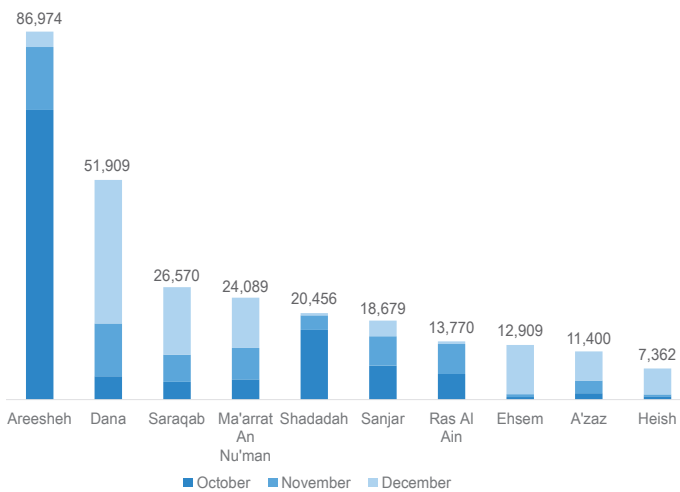


Figure 11. IDP arrivals to assessed communities in Idleb governorate, by sub-district, October – December 2017

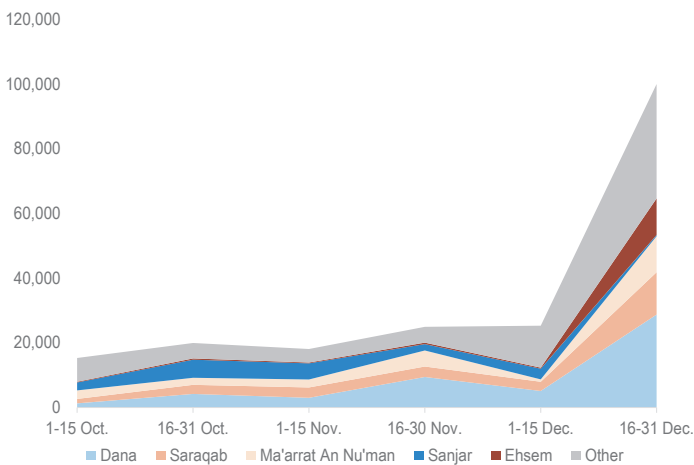
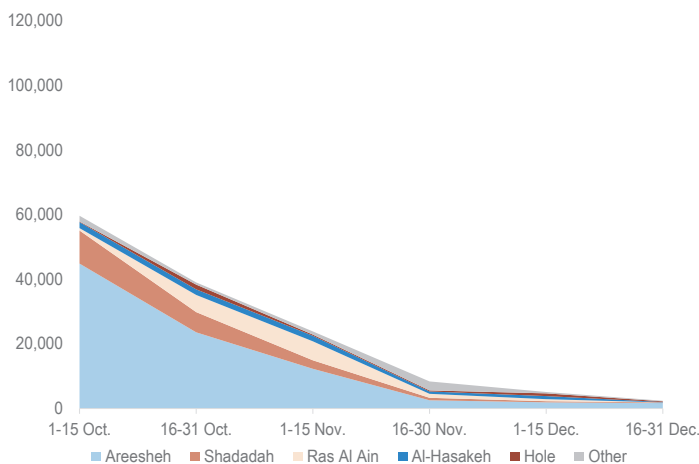


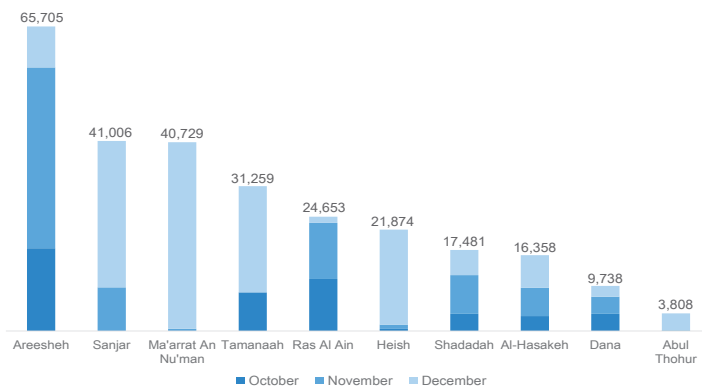
Figure 12. IDP arrivals to assessed communities in Al-Hasakeh governorate, by sub-district, October – December 2017



- At the sub-district level, Areesheh, in central Al-Hasakeh governorate, received the largest IDP arrivals (86,974) across the reporting period, accounting for a quarter of total arrivals between October and December. 68,470 (79%) of these took place in October alone and are likely linked to offensives against ISIL in Deir-ez-Zor, which started the month before. As a result, IDPs were commonly reported to arrive to Areesheh Camp before moving to other camps and locations.¹⁸
- Dana sub-district, along Idleb governorate's north-east border with Aleppo and Turkey, received the second highest number of IDP arrivals (51,909), comprising 15% of the reported total. The pattern of these arrivals, however, was largely the inverse of those to Areesheh, with arrivals to Dana increasing month-on-month between October and December. More than half (28,758) of the sub-district's arrivals were received in the second half of December, likely due to the offensive by GoS-allied forces starting in December. In addition, Dana sub-district is relatively removed from conflict lines and hosts several IDP camps, which might further explain large IDP arrivals.
- The 51,909 IDP arrivals to Dana sub-district in Idleb governorate comprised 25% of the governorate's total. Most commonly, these were displacements that had recently left from Daret Azza (18,880) sub-district, in the west of Aleppo governorate, alongside Sanjar (10,285) and Ma'arrat An Nu'man (6,654), both in the south of Idleb governorate.
- Saraqab (26,570) and Ma'arrat An Nu'man (24,089) were the sub-districts in Idleb governorate receiving the next highest IDP arrivals across the reporting period.
- Arrivals to each of these sub-districts, in line with the rest of the governorate, remained relatively constant between 1 October and 15 December, with a slight increase between 16 and 30 November. Subsequently, between 16 and 31 December, an almost threefold increase in total arrivals was reported to Idleb governorate, with substantial waves of new arrivals to Dana (28,758), Saraqab (13,089), Ma'arrat An Nu'man (11,145), and Ehsem (11,305) sub-districts. Collectively, IDP arrivals to Idleb governorate in the final two weeks of 2017 marked a 3,570% increase compared to arrivals in the first half of December. This could be attributed to intensified armed clashes from the 15 December in the south of Idleb governorate.⁸
- In Al-Hasakeh governorate, Areesheh sub-district's 86,974 IDP arrivals accounted for 63% of the governorate's total across the reporting period. 24,941 of these were known to have last departed from Deir-ez-Zor governorate, most commonly from Al Mayadin (5,872) and Abu Kamal (4,316) sub-districts, both epicentres of heavy fighting.¹²
- In addition, Shadadah (20,456), in the governorate's south, and Ras Al Ain (13,770), along its north-west border, reported high IDP arrivals in the final quarter of 2017, a large proportion of which occurred at the beginning of October.
- The most common last places of departure of IDP arrivals to Shadadah sub-district were communities in Khasham (4,763) sub-district in central Deir-ez-Zor. Meanwhile, Ras Al Ain experienced similar patterns to Areesheh, with high arrivals from Abu Kamal (6,009) and Al Mayadin (5,148) sub-districts.
- These sub-districts with high IDP arrivals reflect the locations of major assessed reception centres and IDP camps in Al-Hasakeh governorate.

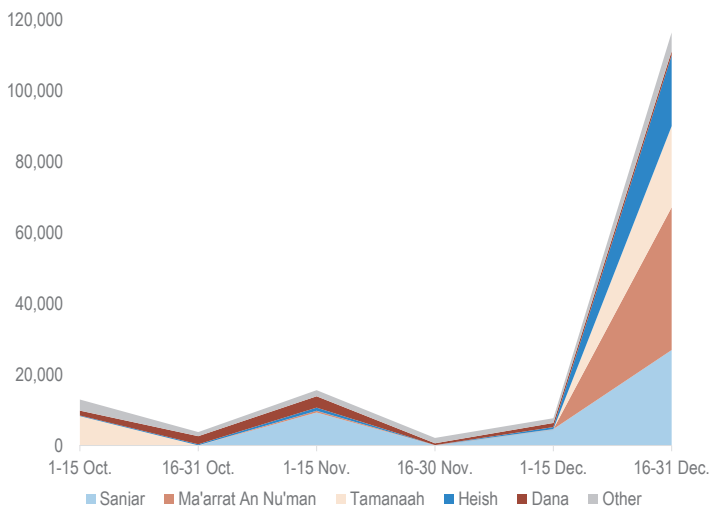
Sub-district Level IDP Departures

Figure 13. Ten ISMI-monitored sub-districts with largest IDP departures, October – December 2017



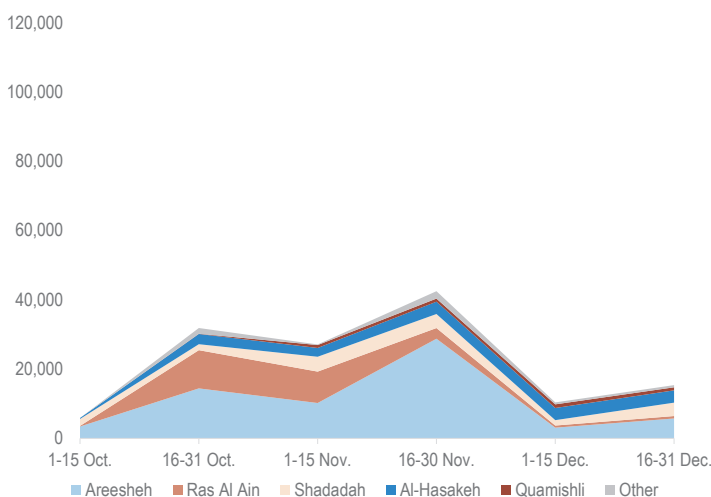
- In addition to being the most common site for IDP arrivals, Areeshah was also the sub-district experiencing the largest IDP departures (65,705) during the reporting period, comprising 22% of total departures. More than half of these (39,016) were reported in the month of November.
- The next three sub-districts experiencing the highest IDP departures were all in the south of Idleb governorate. These were Sanjar (41,006), Ma'arrat An Nu'man (40,729), and Tamanaah (31,259) - all areas experiencing ground-based conflict or shelling and airstrikes in the final month of the year.
- Notably, although the majority of departures from communities in Idleb governorate took place in December, Sanjar and Tamanaah sub-districts experienced large departures of both IDP and host community populations, in October (8,340) and November (9,418).

Figure 14. IDP departures from assessed communities in Idleb governorate, by sub-district, October – December 2017



- IDP departures from sub-districts in Idleb governorate were relatively constant until the second half of December, with a reported 42,196 total departures. A small spike in reported departures occurred between 1 and 15 November, composed primarily of 9,304 displacements from Sanjar sub-district, following escalation of clashes.
- The number of displacements then rose substantially in the final weeks of 2017, with 116,509 total departures reported from communities in Idleb governorate, almost three times more than were reported in all previous rounds combined.
- Contributing to these rapid outflows were substantial departures from four sub-districts: 40,244 departures from communities in Ma'arrat An Nu'man, 26,946 departures from Sanjar, 22,919 departures from Tamanaah, and 19,941 departures from Heish. Many of these reported intentions to travel elsewhere in Idleb governorate as well as to sites in west Aleppo governorate.
- All four sub-districts are located in the south-east of the governorate and were in relative proximity to conflict lines, which affected both IDP and host communities. A majority of above mentioned departures were primary displacements: 77% of total departures in Heish, 67% in Ma'arrat An Nu'man, 62% in Sanjar and 59% in Tamanaah.

Figure 15. IDP departures from assessed communities in Al-Hasakeh governorate, by sub-district, October – December 2017



- Following very large IDP influxes in October, sub-districts in Al-Hasakeh governorate experienced consistently high departures between 16 October and 30 November, as many of these recent arrivals departed, primarily with intentions to transit to other governorates, or to return to neighbouring Deir-ez-Zor as direct clashes and airstrikes in the governorate abated.
- The sub-districts in Al-Hasakeh experiencing the highest IDP departures were also those receiving the highest arrivals in earlier rounds, namely Areeshah (65,705), Ras Al Ain (24,653) and Shadadah (17,841), in addition to Al-Hasakeh (16,358) sub-district.
- As a result, the distribution of IDP departures in Al-Hasakeh governorate from these sub-districts was relatively even across the reporting period, with a peak in departures between 16 and 30 November. Of 43,829 total IDP departures in the second half of November, 76% intended to go to other governorates. Likely linked to decreasing violence in Deir-ez-Zor, 11,250 reportedly returned to the governorate. In addition, Aleppo (12,415) and Damascus (9,416) governorates were commonly reported intended destinations.¹⁹

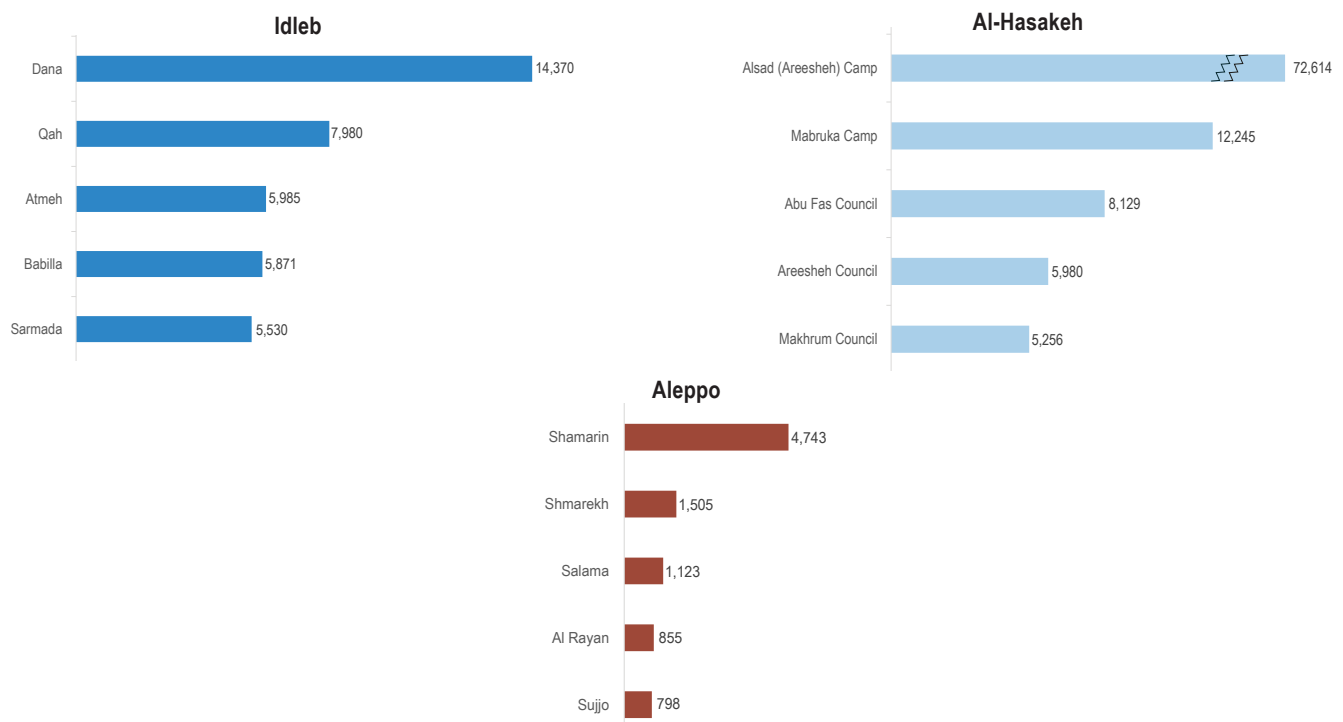
Community Level IDP Arrivals

Table 1. Ten highest community-to-community displacements, October - December 2017

	Departure community (governorate):	Total IDPs:	Arrival community (governorate):	Coverage period:
(1)	Abu Kamal (Deir-ez-Zor)	3,705 IDPs	Mabruka Camp (Al-Hasakeh)	1-15 November
(2)	Al Mayadin (Deir-ez-Zor)	2,850 IDPs	Alsad (Areesheh) Camp (Al-Hasakeh)	1-15 October
(3)	Al Mayadin (Deir-ez-Zor)	2,565 IDPs	Mabruka Camp (Al-Hasakeh)	16-31 October
(4)	Sanjar (Idleb)	2,337 IDPs	Babilla (Idleb)	16-31 December
(5)	Ma'arrat An Nu'man (Idleb)	2,280 IDPs	Qah (Idleb)	16-31 December
(6)	Al Mayadin (Deir-ez-Zor)	1,995 IDPs	Mabruka Camp (Al-Hasakeh)	1-15 November
(=7)	Shafa (Deir-ez-Zor)	1,824 IDPs	Alsad (Areesheh) Camp (Al-Hasakeh)	1-15 October
(=7)	Abu Kamal (Deir-ez-Zor)	1,824 IDPs	Alsad (Areesheh) Camp (Al-Hasakeh)	16-31 October
(9)	Daret Azza (Aleppo)	1,767 IDPs	Dana (Idleb)	1-15 December
(10)	Daret Azza (Aleppo)	1,739 IDPs	Sarmada (Idleb)	16-30 November

- At the community level, the largest IDP movements were frequently reported from major towns and cities in Deir-ez-Zor governorate, such as Abu Kamal and Al Mayadin, likely triggered by ground offensives and aerial bombardments, to the main IDP camps in Al-Hasakeh governorate monitored by ISMI, namely Mabruka Camp and Alsad (Areesheh) Camp. These substantial community-to-community displacements took place despite the many reported movement restrictions and risks to travel faced by IDPs leaving communities in Deir-ez-Zor governorate.⁷
- In addition, high IDP movements were reported between densely populated communities in the south and east of Idleb governorate, such as Sanjar and Ma'arrat An Nu'man, as well as Daret Azza in Aleppo governorate, to communities and other IDP sites in the north of Idleb governorate.

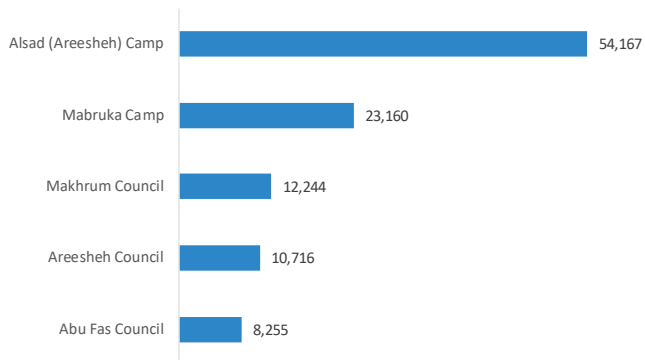
Figure 16. Assessed communities with most IDP arrivals, October - December 2017, by governorate



- Across the reporting period, the community receiving the highest IDP inflows was Alsad (Areesheh) Camp. In total, the camp experienced 72,614 IDP arrivals between October and December, 58,244 more than the second highest arrival community (Dana).
- More precisely, 80% of all arrivals to Alsad (Areesheh) Camp were reported in October, at the height of the Deir-ez-Zor offensive. Throughout this offensive, the camp served as a major reception and transit site for IDPs from neighbouring Deir-ez-Zor. This is reflected in the high number of arrivals and secondary displacements from the camp between the start and middle of the reporting period, with transits of recent arrivals peaking between 16 and 30 November, with the departure of 25,764 IDPs. The most commonly reported intended destinations of all IDPs leaving Alsad Camp were Damascus (15,390), Menbij (15,105) and Basira (6,669) communities, all outside of Al-Hasakeh governorate.
- In Idleb governorate, Dana community (14,370) experienced the highest IDP arrivals, 5,108 of which reported Daret Azza community as their last place of departure. Meanwhile, Shamarin (4,743) saw the highest number of IDP arrivals in ISMI-monitored parts of Aleppo, accounting for 42% of A'zaz sub-district's total.

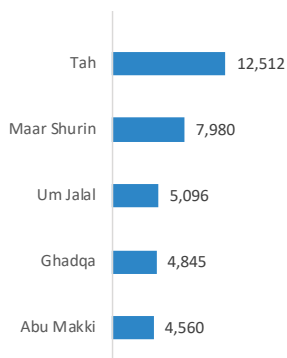
Community Level IDP Departures

Figure 17. Communities with largest IDP departures (secondary displacements), October - December 2017



- In line with their high IDP arrivals, the assessed communities experiencing the highest outflows of already-displaced persons between October and December 2017 were Alsad (Areesheh) Camp (54,167), Mabruka Camp (23,160) and Makhrum Council (12,244).
- These, in addition to Areesheh Council (10,716), Abu Fas Council (8,255) and Ash-Shaddady Council (7,970) comprised six of the top ten communities reporting the largest absolute secondary displacements. All of these are located in Al-Hasakeh governorate.
- Notably, in none of these communities were primary displacements greater than 6% of total departures.

Figure 18. Communities with largest host community departures (primary displacements), October - December 2017



- In contrast to communities with high secondary displacements, the five assessed communities experiencing the largest primary displacements were all located in Idleb governorate.
- Principally, Tah, in Heish sub-district, experienced a total of 12,512 host community departures, 57% more than the second highest departure community of Maar Shurin (7,980).
- Moreover, in contrast to major departure sites in Al-Hasakeh governorate, each of these communities in Idleb witnessed large IDP departures in parallel to displacements of their host populations. In Tah, for instance, 2,651 IDPs residing in the community were displaced alongside 12,512 individual host community departures. Meanwhile, secondary displacements comprised almost a quarter of all departures between October and December in Maar Shurin (2,850), and over 40% of departures in Um Jalal (3,403) communities.

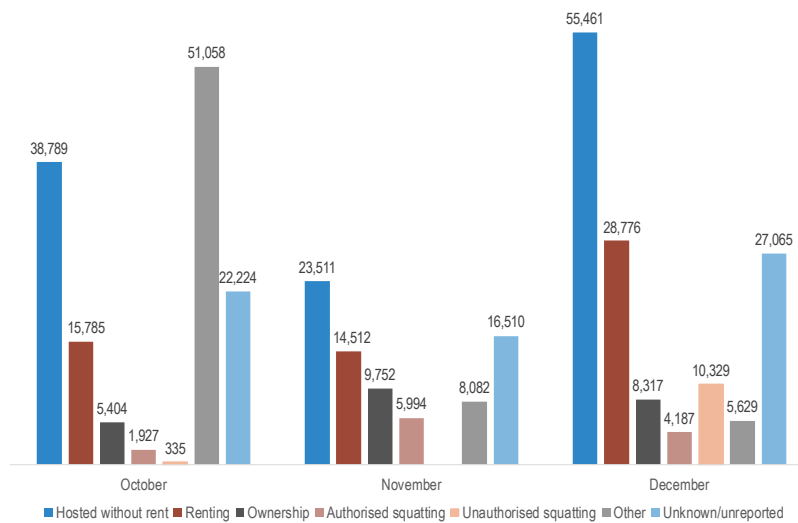
Community Level IDP Figures

Table 2: Ten communities with largest reported absolute increases and decreases in IDP populations, October - December 2017

COMMUNITY		# IDPs as of 15 October	# IDPs as of 31 December	Absolute and Relative Change			# IDPs as of 15 October	# IDPs as of 31 December	Absolute and Relative Change	
	Qourqeena	9,314	25,650	16,336	175%	Alsad (Areesheh) Camp	48,450	18,371	-30,079	-62%
	Salama	1,425	15,561	14,136	992%	Harim	17,254	10,425	-6,829	-40%
	Dana	59,622	69,483	9,861	17%	Ash-Shaddady Council	15,818	10,830	-4,988	-32%
	Atmeh	67,403	75,810	8,407	12%	Mabruka Camp	13,184	8,379	-4,805	-36%
	Qah	115,710	124,089	8,379	7%	Delbiya	5,689	1,254	-4,435	-78%
	Sarmada	25,821	30,729	4,908	19%	Ras Elhisn	6,840	2,850	-3,990	-58%
	Deir Hassan - Darhashan	31,663	35,711	4,048	13%	Areesheh Council	12,609	10,260	-2,349	-19%
	Makhrum Council	1,853	5,130	3,277	176%	Eskat	13,680	11,987	-1,693	-12%
	Bara	7,268	9,975	2,707	37%	Qdurbek Neighbourhood Council	5,512	3,933	-1,579	-29%
	Dadikh	1,425	7,182	2,565	180%	Al-Antariya Neighbourhood Council	3,107	1,676	-1,431	-46%

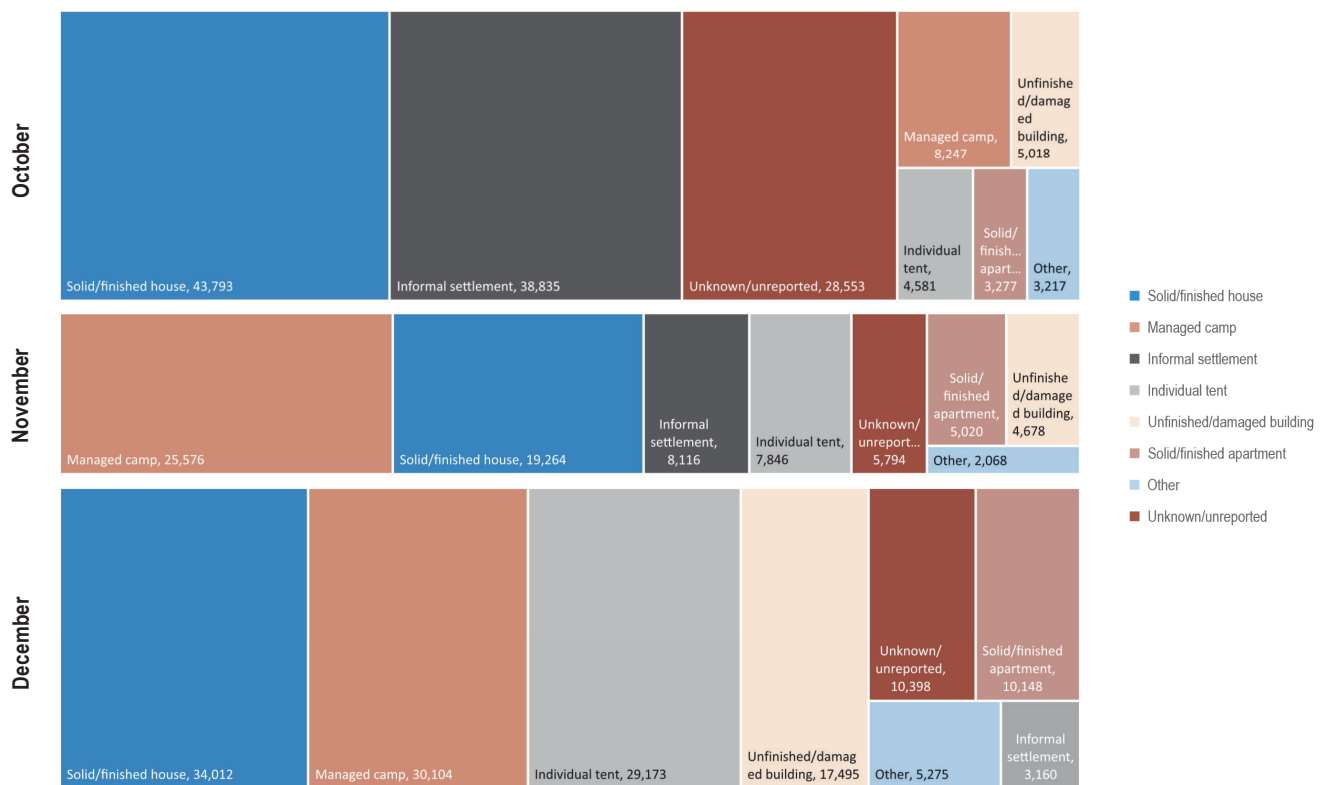
IDP Arrival Trends: Shelter and Tenancy

Figure 19. New IDP arrivals by most common tenancy type, October – December 2017



- With regards to tenancy of newly displaced persons reported across the final quarter of 2017, IDPs most commonly reported being hosted without rent (117,761), renting (59,073) and owning (23,473) their shelters.
- These patterns varied across the reporting period in line with changing IDP profiles and major arrival sites. Notably, as substantial displacements shifted from camps in Al-Hasakeh governorate to border communities in Idleb governorate, the proportion of new IDP arrivals being hosted without rent increased from 29% of total arrivals in October to 40% in December. This possibly reflects the strong familial and personal ties among IDPs and host populations across Idleb governorate, as well as the intention of recently uprooted persons in Idleb to not immediately displace to camps.

Figure 20. Proportion of new IDP arrivals by most common shelter type, October – December 2017²⁰



- Solid/finished houses were the most common reported dwelling type of new IDP arrivals throughout the winter months of October and December 2017, sheltering an estimated 97,069 IDPs, or 27%, of the total across the reporting period. The next most common shelter types were managed camps (63,926), informal settlements (50,111) and individual tents (41,600).
- The proportion of new IDP arrivals sheltering in managed camps was highest in Aleppo governorate, with 7,229 (64%) of all arrivals across the reporting period residing in camps. In contrast, the most commonly reported shelter types in Idleb governorate were solid/finished houses (54,515) and individual tents (38,757), and solid/finished houses (42,092) and informal settlements (39,928) in Al-Hasakeh.

Spontaneous Returns Trends

- Alongside displacements, a total of 12,084 spontaneous returns (SRs) were reported to communities in sub-districts monitored by ISMI throughout the reporting period. Populations returning to their communities of origin in Idleb governorate accounted for 54% of this total, in addition to 5,262 (44%) SRs to Al-Hasakeh governorate, and 245 (2%) SRs to A'zaz sub-district in Aleppo governorate.
- Across governorates, 64% of SRs reported taking up residence in their former homes. Respectively, 72% and 42% of SRs to communities in Idleb and Al-Hasakeh governorate resumed living in their places of habitual residence.

Figure 21. Total spontaneous returns, October - December 2017, overall and by governorate

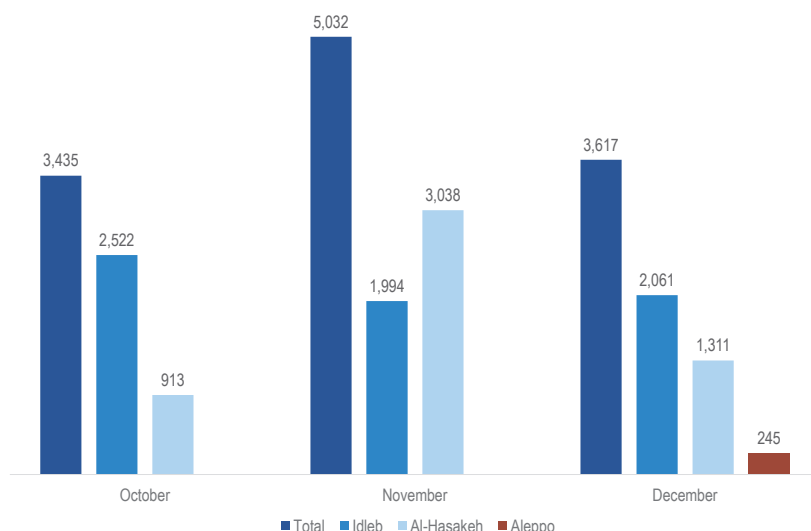
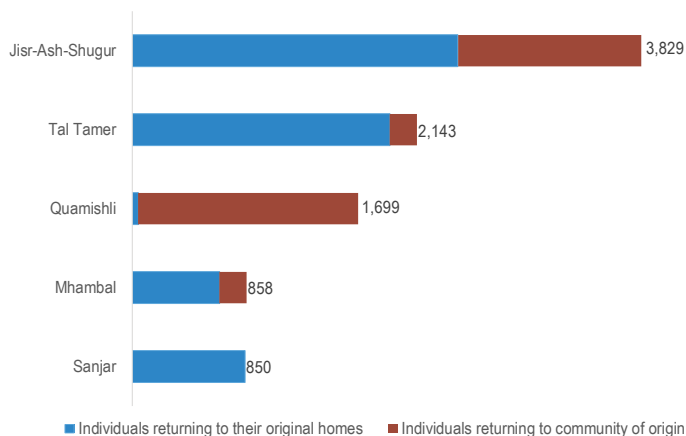
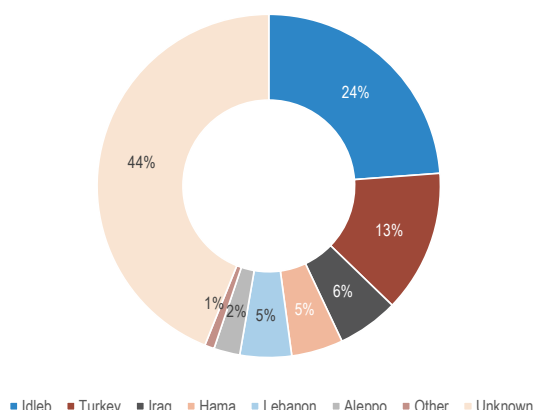


Figure 22. Sub-districts with highest SRs, October - December 2017



- More than a third of all SRs across the reporting period were to communities in Jisr-Ash-Shugur (3,829) sub-district in the west of Idleb governorate.
- Tal Tamer sub-district, Al-Hasakeh, saw the second largest number of SRs (2,143), in addition to Quamishli (1,699) and Mhambal (858), also in Al-Hasakeh, as well as Sanjar (850) in south-east Idleb governorate. Collectively, these five sub-districts accounted for 46% of all returns throughout the reporting period.
- The largest return movements were reported in Al-Hasakeh governorate between 16 and 30 November, with 2,052 returns to Tal Al-Hamam Council, and 1,140 returns to Jisr-Ash-Shugur community in Idleb governorate, between 1 and 15 October.

Figure 23. Proportion of total SRs by last governorate or country of departure, October - December 2017



- SRs' most commonly reported last place of departure was Idleb (2,879) governorate, accounting for 43% of known last places of departures. These were primarily returns to other communities in Idleb governorate.
- In addition, a total of 2,903 known refugee returns were reported in the final quarter of 2017. The countries from which these returning populations came from were Turkey (1,620), Iraq (696) and Lebanon (587).
- At the sub-district level, the most common last place of departure of returning populations was Darkosh, from which 1,432 SRs reportedly arrived, almost half of whom from Darkosh community.

Endnotes

- ¹ Data for this report was collected across six bi-weekly cycles between 1 October and 31 December 2017.
- ² In total, 1,232 community-level assessments were made throughout the quarter, with movements reported in 524 individual communities. A 'community' is any neighbourhood, village, town, or city listed at the 4th administrative level of the UNOCHA p-code list, in addition to managed camps, informal settlements and other IDP sites that fall outside of these communities' jurisdiction.
- ³ IDP departure figures, unless otherwise stated, reflect aggregated departures of IDP and host community populations.
- ⁴ Spontaneous Returns (to Community of Origin) refer to IDPs or refugees who return to the community that they originated from, but not necessarily to their place of habitual residence, and do not necessarily enjoy the complete rights they had prior to displacement. SR(CO)s intend to remain in the community for an undetermined period.
- ⁵ Movements reported by ISMI between 1 October and 15 November 2017 in Ar-Raqqa, Deir-ez-Zor, Hama, Homs and other sub-districts of Aleppo governorate are not included in this trends analysis due to loss of ISMI coverage in those areas in the second half of the quarter.
- ⁶ OCHA, '[Northeast Syria Situation Report No. 17](#)', 1 – 20 October 2017
- ⁷ CCCM, '[Deir-ez-Zor Governorate Situation Overview: Displacement and Intentions](#)', September 2017
- ⁸ OHCHR, 2017, '[Monthly Human Rights Digest: Syria](#)', December 2017
- ⁹ OCHA, '[Turkey / Syria: Recent Developments in North-western Syria](#)', 03 January 2018
- ¹⁰ Household numbers are collected from KIs and then multiplied by an average household size of 5.7 to provide estimated individual numbers. Based on extensive experience in Syria as well as other displacement contexts, key informants are generally more able or confident to report household figures than individual numbers. This is the case in particular in situations with very large IDP and returning populations.
- ¹¹ Because ISMI assesses total arrivals to and departures from communities across a bi-weekly period, some figures reported may be repeated displacements.
- ¹² OCHA, '[Northeast Syria Situation Report No. 19](#)', 6 November – 10 December 2017
- ¹³ Figures for Idleb governorate in November do not capture Bennsh, Darkosh, Harim, Qourqeena, and Salqin sub-districts, due to temporary loss of coverage during these months.
- ¹⁴ Figures for Aleppo governorate only reflect assessed communities in A'zaz sub-district and are, thus, not indicative of the whole governorate.
- ¹⁵ OHCHR, 2017, '[Syria Monthly Human Rights Digest](#)', October 2017
- ¹⁶ Primary displacements do not necessarily capture the first time an individual or group of persons have been displaced from their community of origin.
- ¹⁷ OCHA, '[Northeast Syria Situation Report No. 16](#)', 1 – 30 September 2017
- ¹⁸ CCCM, REACH, '[Deir-ez-Zor Governorate Situation Overview: Displacement and Intentions](#)' September 2017
- ¹⁹ CCCM, REACH, '[IDP Movements](#)' 16-30 November 2017
- ²⁰ Other refers to: Collective centre, non-residential/ public building, open area and other documented shelter types.