



IDP PROTECTION MONITORING ASSESSMENT

LIBYA

REPORT

FEBRUARY 2016



UNHCR
The UN Refugee Agency

REACH Informing
more effective
humanitarian action

About UNHCR

The Office of the United Nations High Commissioner for Refugees was established on December 14, 1950 by the United Nations General Assembly. The agency is mandated to lead and co-ordinate international action to protect refugees and resolve refugee problems worldwide. Its primary purpose is to safeguard the rights and well-being of refugees. It strives to ensure that everyone can exercise the right to seek asylum and find safe refuge in another State, with the option to return home voluntarily, integrate locally or to resettle in a third country. It also has a mandate to help stateless people.

UNHCR's involvement in IDP operations dates back to engagement in Sudan in 1972, despite the fact that its original 1951 mandate makes no explicit reference to IDPs. The principal criteria governing UNHCR's involvement with IDPs are set out in Resolution 53/125 (December 1998). This resolution effectively extended the mandate of the agency in "providing humanitarian assistance and protection to internally displaced persons...with the consent of the State concerned." In relation to IDP situations, UNHCR has made a commitment to act as 'cluster lead' in the areas of protection, camp management and coordination and emergency shelter.

UNHCR was the main donor for the February 2016 IDP Protection Monitoring assessment.

About REACH

REACH is a joint initiative of two international non-governmental organizations - ACTED and IMPACT Initiatives - and the UN Operational Satellite Applications Programme (UNOSAT). REACH's mission is to strengthen evidence-based decision making by aid actors through efficient data collection, management and analysis before, during and after an emergency. By doing so, REACH contributes to ensuring that communities affected by emergencies receive the support they need. All REACH activities are conducted in support to and within the framework of inter-agency aid coordination mechanisms. For more information please visit our website: www.reach-initiative.org.

Cover Photo Credit: Danish Refugee Council (DRC)

Acknowledgements

The IDP Protection Monitoring was coordinated between three key partners on the ground in Libya. International Medical Corps (IMC), Danish Refugee Council (DRC) and the Agency for Technical Cooperation and Development (ACTED) contributed staff members to participate in the IDP protection and rights training in Tunis and to conduct data collection. These partners assisted in the identification of 'People with Knowledge' to interview during the assessment and selected Local Crisis Committee members who also joined the training and supported data collection efforts. IMC is based in the West, DRC in the South and ACTED in the Eastern region of Libya.



EXECUTIVE SUMMARY

In 2016, continued political instability and ongoing armed conflict in Libya has led to deteriorating living conditions and reduced access to essential services for people in a significant part of the country. Internally Displaced Persons (IDPs) remain one of the most vulnerable population groups as they seek out temporary shelter and scarce livelihood opportunities in urban centres, many without access to basic services. There have been multiple waves of displacement in Libya since the initial outbreak of conflict in 2011 with the fall of Gaddafi's regime. At least 56,544 IDPs are reported to remain displaced from the 2011 armed conflict, many of whom have since been re-displaced following the May 2014 conflict.¹ As of May 2014, UNHCR estimated that in East Libya, approximately 105,000 IDPs sought refuge in Benghazi city while at least 90,000 people were displaced from Benghazi, Derna and Tobruk. In the West, UNHCR reported that at least 269,000 people were displaced since mid-July 2014, with the majority of these IDPs seeking refuge in and around Tripoli, while in the South 18,500 Libyans were estimated to be displaced by the fighting in Awbari as of January 2015, with thousands of others still unable to return to their homes since the January 2014 conflict.² The power vacuum that gave way to the rise of armed groups in Libya saw conflict in the port on Derna in October 2014, and further violence in Sirte and other strategic areas,³ have caused thousands more Libyans to flee their homes in search of protection and assistance in recent months.

The majority of IDPs in Libya are staying in urban environments, with host community families, in rented accommodation or collective shelters. UNHCR reports that urban IDPs, who are less visible than their counterparts in camps or rural settings, are often denied basic human rights; living in squalor and lacking physical security and freedom of movement. Urban IDPs who lose their legal documentation or leave it behind are left unprotected by their national government and suffer as a result of insufficient access to basic needs. Women and children who are displaced in urban areas are indicated to be particularly vulnerable to sexual and gender-based violence due to the additional strain on urban infrastructure, resources and lack of livelihood opportunities. Moreover, it is difficult for urban IDPs to improve their situation, given that their limited access to livelihoods prevents them from becoming self-sufficient.⁴ This is reflected by recent needs assessments in Libya, such as the June 2015 Multi-Sector Needs Assessment, which highlight that urban centres are more acutely affected by the IDP crisis and the additional burden on resources that they present than rural areas, with the Eastern region of Libya particularly hard hit. In Tripoli, Benghazi, Derna, Zintan, Awbari and Sabha, shortages of food, fuel, medical supplies, a lack of potable water, and electricity, as well as reduced access to health care and public services are having a profoundly negative impact on the IDP population. Furthermore, the prices of food and basic items, such as cooking fuel, rice and wheat flour, have more than doubled in some of the most populated areas.⁵

Since the evacuation of all international presence in Libya in mid-2014, the humanitarian response has been hindered by a lack of information due to restricted access and ongoing security concerns rendering data collection efforts extremely challenging on the ground. The dynamics of displacement in Libya make it particularly difficult to identify the needs and priorities of IDPs within a context that is constantly changing and evolving. For this reason, in February 2016, the IDP Protection Monitoring exercise was initiated by REACH, supported by UNHCR, with the aim of filling persisting information gaps concerning the type of living conditions endured by IDPs, as well as identifying potential protection risks and barriers to accessing basic needs, to help mobilise advocacy for IDPs in Libya. Sectors covered in this assessment include; Protection, Shelter and Non Food Items (NFIs), Water Sanitation and Hygiene (WASH) and Livelihoods. Findings are drawn from community level data, collected from "people with knowledge" (PwK) across the South, West and East of Libya. In total, 162 interviews were conducted across all three regions. Findings indicate that the situation of IDPs remains severe, with specific threats to personal safety and security reported, such as the risk of eviction, and the presence of landmines/UXO in areas highly populated by IDPs, in addition to unaffordable NFIs, weakened WASH infrastructure, and restricted access to livelihoods and liquidity across all three regions of Libya.

¹ Internal Displacement Monitoring Centre (IDMC), Libya IDP Figures Analysis, <http://www.internal-displacement.org/middle-east-and-north-africa/libya/figures-analysis>, July 2015.

² Ibid.

³ Reuters, <http://www.reuters.com/article/us-libya-security-oil-idUSKCN0VV0QZ>, February 2016.

⁴ UNHCR, Ignored displaced persons: the plight of IDPs in urban areas, <http://www.unhcr.org/487b4c6c2.pdf> July 2008.

⁵ ECHO, [Libya ECHO Factsheet](#), December 2015.

Key Findings:

Protection: While some protection indicators highlight the severe impact of the ongoing armed conflict, the majority of people with knowledge (66%) reported that they considered that the host community would remain receptive to IDPs on a long term basis. Further, only a minority of people with knowledge (29%) reported that families were having difficulty registering newborns, due to the most commonly cited reason which was being unclear on the process or lacking information (53%), followed by being refused by registration entities (23%), long waiting periods (21%) and not knowing where to register (21%). Yet, with regards to legal documentation, there was an increase in the proportion of respondents reporting that families in their community had lost documents compared to results from the June 2015 MSNA, rising sharply from 59% to 90% in the West and from 72% to 88% in the East. Libyan IDPs in transit are likely to be at a higher risk of losing or leaving behind important legal documents. Another concerning finding was the reported prevalence of landmines/UXO in the community, particularly in the East, with almost half of all respondents (48%) indicating this danger, compared to 25% in the South and 10% in the West. The incidence of injury and death by small arms reported by the majority of PwK across South, West and East Libya suggests that this continues to represent a prominent protection concern, with male children and adults indicated to be at a disproportionate risk. Difficulty with seeing and walking were the two most common disabilities according to people with knowledge, however service provision for those with special needs was largely cited to be inadequate.

Shelter & NFIs: While a range of different housing types was reported for IDPs and members of the Host Community, rented accommodation with own family was the most commonly indicated form of shelter for both population groups, with 90% of PwK indicating this response for IDPs and Host Community overall. The vast majority of PwK (77%) across all three regions of Libya reported that most IDP housing in their city or village was either inadequate or very inadequate, with 'adequate shelter' defined as more than simply a roof over one's head, incorporating; adequate privacy; adequate space; physical accessibility; adequate security; security of tenure; structural stability and durability; adequate lighting, heating and ventilation; adequate basic infrastructure, such as water-supply, sanitation and waste-management facilities; suitable environmental quality and health-related factors; and adequate and accessible location with regard to work and basic facilities.⁶

This serves to highlight that even rented accommodation, inhabited by a large proportion IDPs may be sub-standard, while it is likely that IDPs who continue to dwell in less secure collective public spaces, such as schools and camps, with limited privacy and multiple families sharing WASH facilities endure the most inadequate shelter conditions. A particularly high risk of eviction was reported in the East of Libya, with 80% of PwK indicating that some population groups could be evicted during the next 30 days, compared to 55% in the South and 26% in the West. What is more, IDPs were reported by 87% to be the most at risk population group with regards to eviction.⁷

Salaried work remained the primary reported source of income with 97% citing this type of employment in June 2015 compared to 64% in February 2016 across all three regions of Libya, this was followed by receiving a pension with a total of 12% in February 2016. However, unpaid or delayed salaries were commonly cited in both assessments as a major barrier to earning income, with 64% in June 2015 rising to 81% in February 2016, followed by lack of functionality of the banking system, with 40% in June 2015 rising to 44% in February 2016. A lack of access to salaries and savings is likely to have a profoundly negative impact on vulnerable IDP families who are already affected by restricted access to livelihoods. Relying on savings is a type of coping strategy that many will not be able to rely upon due to limited banking functionality. Indeed, the majority of people with knowledge (78%) across all three regions of Libya stated that the banking system was only partially functional in their city or village.

WASH: In February 2016, 34% of People with Knowledge reported a reduction in the volume of safe water available in their community, with the most commonly reported reason for this a lack of electricity to power water treatment stations. This is compared to 72% reporting a reduction in the volume of safe water available in the June 2015 MSNA. In some areas there was a rise in the proportion of people with knowledge indicating that the local population relied on negative coping strategies with regards to solid waste disposal. Overall, 38% of respondents in the East stated that garbage was left in the street or in public areas, compared to only 27% in June 2015, with the response rate for this indicator also rising from 21% to 25% in the South of Libya in February 2016. Meanwhile,

⁶ UN Documents, Habitat Agenda: Chapter IV: B. Adequate shelter for all, < <http://www.un-documents.net/ha-4b.htm> > June 1996.

⁷ Respondents were asked to indicate which population groups in their city or village were at risk of being evicted during the 30 days after the assessment date.

the proportion of respondents indicating that garbage was burned or buried increased in all three regions in February 2016, with 15% citing this response overall. What is more, the majority of PwK in the South and the East of Libya stated that the sewerage system in their community was no longer functioning at pre-conflict levels, due to damage or lack of connection, with little over a third of respondents stating that the sewerage function remained fully functional at pre-conflict levels (35% and 34% respectively). The majority of core WASH NFIs were indicated to be available but unaffordable, with the vast majority of respondents (93%) indicating that baby diapers were difficult to obtain due to high prices. According to 83% of respondents, the main water network remains the primary source of drinking water for the population, representing no change in primary water source since the June 2015 MSNA. There was reported improvement in the perceived quality of water, with a larger proportion of respondents indicating that water in their community was fine to drink, with 90% selecting this response in February 2016 compared to 49% in June 2015.

TABLE OF CONTENTS

Executive Summary	3
Table of Figures	7
Introduction	8
Methodology	12
Challenges and Limitations.....	16
Findings	18
Demographic Profile:	18
Protection	18
Shelter and NFIs.....	38
Water, Hygiene and Sanitation	51
Displacement.....	56
Annex 1: IDP Protection Monitoring Questionnaire.....	59
Annex 2: IDP Protection Monitoring Questionnaire Dictionary	61

Table of Figures

Figure 1: % Respondents reporting perceived status of relationship between host community and IDPs in their city/village, by region	19
Figure 2: % Respondents reporting population groups in their community face difficulties registering newborns, by region	21
Figure 3: Reported reasons for population groups facing difficulties in registering newborns, whole of Libya	23
Figure 4: Reported reasons for population groups facing difficulties in registering newborns, by region	23
Figure 5: Groups reported to be most at risk of facing difficulties registering newborns, whole of Libya	24
Figure 6: % Respondents reporting types of threat people in their city/village have been exposed to, by region	25
Figure 7: % Respondents reporting presence of landmines in proximity to work and living spaces, by region	27
Figure 8: % Respondents reporting that people can access areas with landmines/UXOs, whole of Libya	27
Figure 9: % Respondents reporting that people access areas with landmines/UXO, by region	28
Figure 10: % Respondents reporting incidence of injury/death by landmines/UXO and SALW, by region	29
Figure 11: % Respondents reporting awareness of messaging on risk of landmines/UXOs in their community, by region	31
Figure 12: % Respondents reporting awareness of messaging on risk of small arms in their community, by region ...	31
Figure 13: % Respondents reporting awareness of families in their city/village attending sessions on risk of landmines/UXO and SALW, by region	31
Figure 14: Reported awareness of violence against women in the city/village, whole of Libya	33
Figure 15: Where women/girls affected by violence can seek and obtain assistance, whole of Libya	33
Figure 16: % Respondents rating sufficiency of services for women/girls who have experienced violence, by gender of respondents, whole of Libya	34
Figure 17: % Respondents reporting ease of accessing core protection services, whole of Libya	Error! Bookmark not defined.
Figure 18: Reported prevalence of disabilities/special needs in the community, whole of Libya	35
Figure 19: Proportion of disabilities reported to be linked to landmines/UXO and/or SALW, whole of Libya	35
Figure 20: % Respondents reporting adequacy of services for people with special needs, whole of Libya	36
Figure 21: % Respondents reporting % range of self-sufficient IDP families with access to work, by region	37
Figure 22: Reported prevalence of IDPs providing compensation to hosts, whole of Libya	39
Figure 23: % Respondents reporting types of compensation provided to hosts by IDPs, whole of Libya	39
Figure 24: % Respondents reporting adequacy of most IDP housing in their city/village, whole of Libya	41
Figure 25: % Respondents reporting population groups at risk of eviction in their city/village over the next 30 days, by region	42
Figure 26: Population groups reported to be at risk of eviction over the next 30 days,	44
Figure 27: % Respondents reporting most common risk of eviction in their city/village, whole of Libya	44
Figure 28: Percentage of houses damaged since May 2014 conflict, whole of Libya	45
Figure 29: % Respondents reporting availability of NFI support in their city/village, by region	45
Figure 30: Types of Shelter NFI support available, reported by respondents citing availability of NFI support in their city, by region	46
Figure 31: % Respondents reporting availability of Shelter NFIs, whole of Libya	46
Figure 32: % Respondents reporting main source of electricity in their city/village, by region	48
Figure 33: % Respondents reporting top 3 most commonly used cooking fuels in their city/village, whole of Libya	48
Figure 34: % Respondents reporting top 3 most commonly used heating fuels in their city/village, whole of Libya	49
Figure 35: % Respondents reporting top 3 sources of income in their city/village, by region	49
Figure 36: % Respondents reporting major challenges to income in their city/village, whole of Libya	50
Figure 37: % Respondents reporting level of banking system functionality in their city/village, by region	50
Figure 38: % Respondents reporting main source of drinking water in their city/village, whole of Libya	Error! Bookmark not defined.
Figure 39: % Respondents reporting perceived drinking water quality (from main network), by region	Error! Bookmark not defined.
Figure 40: % Respondents reporting a reduction in the volume of safe water available in their city/village in the last 30 days, by region	Error! Bookmark not defined.
Figure 41: Reported reasons for reduction in volume of safe drinking water, whole of Libya	Error! Bookmark not defined.

Figure 42: % Respondents reporting level of sewerage system functionality, by region..**Error! Bookmark not defined.**
 Figure 43: % Respondents reporting level of availability of WASH NFIs, whole of Libya.**Error! Bookmark not defined.**
 Figure 44: % Respondents reporting main type of solid waste disposal in their city/village, by region**Error! Bookmark not defined.**

INTRODUCTION

Who are Internally Displaced Persons?

According to UNHCR, IDPs are: 'persons or groups of persons who have been forced or obliged to flee or to leave their homes or places of habitual residence, in particular as a result of or in order to avoid the effects of armed conflict, situations of generalized violence, violations of human rights or natural or human-made disasters, and who have not crossed an internationally recognized State border.'⁸

Why are IDPs likely to be at a heightened risk of protection concerns?⁹

- IDPs have lost their homes and, as a result, may be in need of shelter. In some cases, they may be compelled to seek shelter in crowded and unsuitable accommodation, including camps or settlements, which can give rise to various protection risks.

Example from the Libya context: In the Western Nafusa Mountains, IDPs who fled Tripoli and the nearby town of Shgeiga in October 2011 continue to live in inadequate conditions in schools, unfinished administrative buildings and metal hangars. In the East, Tawerghans who have been re-displaced from camps in Benghazi continue to reside in parks, schools, and parking lots in Ajdabiya and neighbouring towns.¹⁰

- They have often lost access to their land and other property and are cut off from their normal livelihoods and sources of income. As a result they may suffer poverty, marginalization, exploitation and abuse.

Example from the Libya context: In Libya, while some IDPs have had their houses destroyed, others are unable to return to their homes due to opposition from the communities in their place of origin. IDPs fear that their legal rights to tenancy may be revoked in their absence, particularly in the face of protracted displacement.¹¹ Meanwhile, according to a 2014 rapid interagency assessment, IDPs are willing to take on any jobs in order to generate income, due to salaries not being paid and a lack of banking system functionality.¹²

- Access to adequate food, safe water and public services, such as education and health care becomes difficult, often leading to high levels of hunger, malnutrition and disease.

Example from the Libya context: IDPs in Libya are struggling to meet their basic needs for shelter, food and medical services. Furthermore, those living in camp settings have increased vulnerability to infections and environment-associated disorders such as skin diseases.¹³ A large number of schools have been damaged since the outbreak of the conflict in 2011,¹⁴ with others being used to host IDPs no longer fulfilling their original purpose.

- Family and community-structures often collapse and family members become separated. Unaccompanied and separated children, single-headed households (in particular when headed by women or children), older persons and persons living with disabilities are often at heightened risk of abuse, including sexual exploitation, child labour or forced recruitment into armed forces or groups.

⁸ UNHCR Handbook for the Protection of Internally Displaced Persons, <<http://www.unhcr.org/4c2355229.html>>

⁹ Ibid.

¹⁰ Internally Displacement Monitoring Centre (IDMC), Libya IDP Figures Analysis, <<http://www.internal-displacement.org/middle-east-and-north-africa/libya/figures-analysis>> July 2015.

¹¹ Forced Migration Review (FMR), Dispossession and displacement in Libya, <<http://www.fmreview.org/north-africa/williams.html>>

¹² Libya Interagency Rapid Assessment, <http://documents.wfp.org/stellent/groups/public/documents/ena/wfp271609.pdf> December 2014.

¹³ Research Gate, Skin diseases among internally displaced Tawerghans living in camps in Benghazi Libya,

<https://www.researchgate.net/publication/283853676_Skin_diseases_among_internally_displaced_Tawerghans_living_in_camps_in_Benghazi_Libya>

¹⁴ UNICEF, Libya school assessment, <https://unsmil.unmissions.org/LinkClick.aspx?fileticket=F_WNA7yruVs%3D&tabid=3583&language=en-US>

Example from the Libya context: Although no verified information on the recruitment and use of children into armed forces is available, concerns persist over the association of children with armed militias,¹⁵ and UNICEF's Special Representative in Libya has spoken out about this protection issue.¹⁶ What is more, IDP camps have reportedly been targeted by sexual and gender based violence perpetrated by armed groups.¹⁷

- Identity documents often are lost, destroyed or confiscated in the course of displacement. As a result IDPs often face difficulties in accessing public services, such as education and health care, limits on freedom of movement and heightened risk of harassment (whether physical or verbal), exploitation or arbitrary arrest and detention.

Example from the Libya context: Members of certain IDP communities remain vulnerable to abductions and torture on account of their areas of origin, perceived allegiances during the 2011 conflict, and continuing political divides. UNSMIL documented the abduction of IDP men from Tawargha, Mashashiya, and Warshafana commonly taken on the basis of their origin following identity checks at checkpoints or public roads.¹⁸

- In many cases, IDPs are displaced to areas where they face marginalization, discrimination and hostility, are exposed to landmines or explosive remnants of war, or are targeted for abuse and attack. In addition, tensions in these areas can be exacerbated by, for instance, competition over scarce resources or an increased risk of attacks because of the presence of IDP settlements.

Example from the Libya context: Currently there is no prospect of safe return for Libyan IDPs before technical and non-technical surveying, spot-tasking and landmine clearance are carried out.¹⁹ Further, large stockpiles of unsecured weapons and ammunition continue to contaminate the country, threatening the personal safety of IDPs.²⁰ Indiscriminate shelling, attacks on IDP camps and sieges are all forms of hostility that have reportedly affected the displaced population in Libya.²¹

Background: Context in Libya and UNHCR's IDP Protection Monitoring

Armed conflict and political instability has affected over 3 million people across Libya according to the 2015 Humanitarian Needs Overview (HNO). An estimated 2.44 million people are in need of protection and some form of humanitarian assistance.²² This includes approximately 430,000 internally displaced persons (IDPs) who have been forced to leave their homes since the beginning of the conflict. Potential for return is present in some part of the country, while new displacement trends are occurring elsewhere. The conflict and degradation of institutional and financial systems in Libya is directly affecting these IDPs, with displacement taking place into urban areas. In terms of shelter, some IDPs are renting apartments in safe areas, while others are being hosted by families, occupying schools or unsuitable buildings. This assessment aims to meet UNHCR's need for more in-depth comparative knowledge on specific sectors to help them better understand the concerns of IDPs based in Libya, by identifying their priority needs and vulnerabilities. This will inform a more effective and targeted humanitarian response and help to mobilize advocacy on the IDP issue.

The volatile situation and a widespread misunderstanding of IDP related issues by local authorities and stakeholders makes it difficult to have reliable and comprehensive figures of the IDP population and needs. In the face of these critical information gaps, and a need to inform the Libya Humanitarian Appeal, this assessment, known as the IDP Protection Monitoring, and funded by UNHCR was conducted end of January – 11th February 2016.

Given the volatility of the situation in Libya, and the dynamic nature of humanitarian needs, UNHCR, in partnership with REACH, and with the support of ACTED, is delivering periodic updates to the IDP Protection Monitoring. This

¹⁵ Office of the Special Representative of the Secretary-General for Children and Armed Conflict, <<https://childrenandarmedconflict.un.org/countries/libya/>>, June 2015.

¹⁶ UNICEF welcomes Al Zintan's Decision to Stop the Involvement of Children in Armed Conflict, <<http://reliefweb.int/report/libya/unicef-welcomes-al-zintan-s-decision-stop-involvement-children-armed-conflict>>

¹⁷ Georgetown Digital Shorts, Libya's Displacement Crisis, Uprooted by revolution and civil war, 2016.

¹⁸ UNSMIL, Report on the Human Rights Situation in Libya,

<http://www.ohchr.org/Documents/Countries/LY/UNSMIL_OHCHRJointly_report_Libya_16.11.15.pdf>, November 2015.

¹⁹ Humanitarian Mine Action Libya, <<http://www.mineaction.org/programmes/libya>> February 2016.

²⁰ Ibid.

²¹ IDMC, <<http://reliefweb.int/sites/reliefweb.int/files/resources/201503-me-libya-overview-en.pdf>>, March 2015.

²² Humanitarian Needs Overview Libya, <http://reliefweb.int/sites/reliefweb.int/files/resources/Libya_HNO_Final_English.pdf>, September 2015.

is the first update for February 2016, while the second and third rounds of data collection will follow in March and May 2016. Updates are not intended to repeat the comprehensive data gathering of the baseline, but rather measure key indicators which are a) important to measure over time b) can create immediate responses by partners. To ensure lessons learned from the baseline assessment, as well as to engage all sectors, REACH has approached all relevant sector working groups in Tunis to provide feedback on indicators, based on lessons learned from the baseline, modifying and adapting the tool, within the limitations of recognising the need to maintain a degree of comparability with the 2015 MSNA baseline.

As updates were gathered through interviews with People with Knowledge, the indicators selected are more suitable to be measured at the community level, rather than at the household level, facilitating regular data collection through the consolidation of a key informant network, activated through local crisis committee (LCC) and partner members. Data collectors and a small number of LCC members attended training in Tunis in early January 2016 and are now responsible for rolling-out training with LCC and select stakeholders on the ground within Libya. These individuals have helped to identify key informants based on pre-defined criteria provided by sector experts, who will be interviewed for each subsequent IDP Protection Monitoring update. The training of trainers (ToT) covered IDP rights, protection, humanitarian principles, and thereby empowering local actors' awareness of key IDP issues. Furthermore, the training included a module on data collection and assessment techniques, enabling these actors to acquire the skills needed to conduct KI interviews and to provide good quality data, which has been analysed and included in this assessment report.

The political situation in Libya remains tumultuous, with recent developments leaving the future of the country hanging in the balance. As it stands, Libya is ruled by a self-declared government in the Western capital of Tripoli and an internationally recognised government based in Tobruk in the East.²³ On 17th December 2015 rival factions from the West and the East of Libya signed a UN-backed national unity government deal, following months of negotiations.²⁴ The aim of this accord was to fill the power vacuum with Libya returning to rule under one government. However, as of February 2016 the country remains divided politically, in spite of ongoing diplomatic efforts by the international community.²⁵ Against this backdrop, new trends of displacement and return are occurring, leaving the situation of Libya's IDPs in flux for the foreseeable future. A growing trend of return has been reported in the Benghazi area subsequent to territorial gains made by the Libyan army.

UNHCR's role in Libya:

UNHCR has been present in Libya since the early 1990s, taking an active role in the current humanitarian crisis since the initial outbreak of conflict in 2011, with remote management of its activities from Tunis as of July 2015 to date. In 2011, when Ghaddafi's regime fell and thousands of people fled the escalating violence, UNHCR called on all governments in the region, as well as the international community, to cooperate in responding to the emergency by providing support to those most affected by the conflict.²⁶ In addition to this, UNHCR outlined a set of recommendations with the aim of protecting all vulnerable groups in the country at risk of rights violations.²⁷ These recommendations are summarised below:

- All people leaving Libya should be granted access to territory without discrimination, irrespective of their background.
- All people leaving Libya should be able to benefit from reception arrangements where their immediate needs can be addressed.
- Given the varying profiles of people leaving Libya UNHCR is calling for a differentiated protection response, facilitated by profiling and referral upon arrival in the host State.
- UNHCR recommends that Libyan nationals be granted temporary protection pending firm clarification of their circumstances and arrangement of possible solutions.
- Third country nationals fleeing Libya who seek international protection should be referred to national asylum procedures or, where applicable, UNHCR mandate refugee status determination (RSD)

²³ Al Jazeera, Libya parliament rejects UN backed unity government, <http://www.aljazeera.com/news/2016/01/libya-parliament-rejects-backed-unity-government-160125160858643.html>, January 2016.

²⁴ Reuters, Libyan factions sign UN deal to form unity government, <<http://www.reuters.com/article/us-libya-security-idUSKBN0U00WP20151217>> December 2015.

²⁵ Reuters, Libya's recognised parliament rejects UN-backed unity government, <http://www.reuters.com/article/us-libya-security-politics-idUSKCN0V31Q0>, January 2016.

²⁶ UNHCR, <<http://www.unhcr.org/4d67fab26.html>>

²⁷ UNHCR, Protection considerations with regard to people fleeing from Libya – UNHCR's recommendations, <<http://www.unhcr.org/4d67fab26.html>>, March 2011.

procedures as long as numbers remain manageable. If third country nationals seeking international protection arrive in significant numbers, temporary protection should be granted until such time as their claims for international protection can be considered in an individual asylum or mandate RSD procedure.

- UNHCR is also cognisant of the need for special efforts to identify individuals who may be excluded from international refugee protection or who may not be eligible because of their continued involvement in military activities.
- Arrangements should be put in place to address specific needs, including of unaccompanied/separated children, women at risk, trafficked persons, and elderly or traumatized people.
- Third country nationals who do not claim international protection or who are found not to be in need of international protection should be provided with assistance to return home.
- UNHCR calls on all governments in the region, as well as the international community, to cooperate in responding to this emergency and to provide support to the most affected countries in a spirit of international solidarity and burden sharing.

The eruption of fighting between rival militia in Libya in mid-2014 prompted the UN agency to share a contingency plan with respective authorities in Egypt and Tunisia, and to implement emergency preparedness measures, in particular in southern Tunisia.²⁸ Against the backdrop of large numbers of refugees and asylum-seekers attempting to cross the Mediterranean, UNHCR intensified efforts to address mixed-migration phenomena, working with Governments, IOM and NGOs on the ground. During the same year, the ongoing civil conflict and rise in armed violence across major urban centres led to the evacuation of all international presence in Libya, and the suspension of UNHCR activities.

UNHCR and IDPs in Libya

Most recently, in 2015, UNHCR provided assistance to 60,000 IDPs.²⁹ UNHCR's main IDP-related activities included providing capacity-building workshops for government officials, delivering emergency assistance for IDPs, and reinforcing the pursuit of durable solutions.³⁰

Following years of political instability in Libya, in 2016 UNHCR continues to deliver emergency assistance and vital NFIs to the internally displaced population. The key priorities in Libya remain ensuring safe humanitarian access, and responding to humanitarian needs on the ground.³¹ As of September 2015, UNHCR reported a total of 471,853 persons of concern,³² including 435,000 internally displaced persons (IDPs) in various regions of Libya, in line with the HNO.³³

Currently, UNHCR leads the Protection Working Group, which coordinates protection activities and humanitarian responses by all actors in Libya. The top protection priority for IDPs is provision of cash and core relief items to reduce the protection risks that they face through support to community-based protection mechanisms, development of referral mechanisms and awareness-raising.³⁴

UNHCR's Protection activities for IDPs in Libya include³⁵:

- Identifying and providing support individuals with heightened protection risks, including IDPs.
- Training government officials and other actors on core protection principles.
- Monitoring the protection situation in areas hosting internally displaced populations across the country.
- Providing emergency assistance and NFI support to IDPs.

²⁸ UNHCR 2015 sub-regional operations profile – North Africa overview, <<http://www.unhcr.org/pages/49e485f36.html>>

²⁹ UNHCR Factsheet Libya, <<http://www.unhcr.org/4c907ffe9.html>>, September 2015.

³⁰ Ibid.

³¹ Ibid.

³² Ibid.

³³ Humanitarian Needs Overview Libya, http://reliefweb.int/sites/reliefweb.int/files/resources/Libya_HNO_Final_English.pdf, September 2015.

³⁴ UNHCR Factsheet Libya, <<http://www.unhcr.org/4c907ffe9.html>>, September 2015.

³⁵ Ibid.

METHODOLOGY

Key objectives:

Overall Objective:

Contributing to the creation of a rights environment for IDPs living in Libya by facilitating a targeted and evidence-based humanitarian response and mobilizing advocacy for IDPs in Libya.

Specific Objectives:

- i. Identifying priority needs in Protection, Shelter & NFIs, Displacement and WASH through periodic updates in coordination and agreement with relevant sector leads.
- ii. Empowering local actors by improving their ability to understand the needs of their community through data collection and IDP rights and protection training.

Geographic scope

The IDP Protection Monitoring covers the locations across East, West and South Libya listed below:

Region of Libya:	Assessed Locations:
East	Ajdabiya, Al Bayda, Al Kufrah, Al Marj, Umm Saad, Benghazi, Derna, Tobruk.
West	Al Ajaylat, Al Khoms, Al Qalah, Bani Walid, Brak, Gawlish, Ghariyan, Jufra, Kabaw, Misrata, Mssallata, Nalut, Rajaban, Ryayna, Sorman, Tarhuna, Tejerhi, Tripoli, Yefren, Zawiyah, Zintan, Zliten.
South	Al Giryafa, Attanahma, Awbari, Ghat, Murzuq, Qatrun, Sabha.

All assessment sites were selected on the basis that they were identified by UNHCR and IOM's Displacement Tracking Matrix (DTM) as hosting a significant number of IDPs. Further, the IDP Protection Monitoring covers some key locations for IDPs in Libya that were not incorporated by IOM's latest DTM round, released in January 2016. Selected assessment locations also incorporate urban centres that were covered by the Multi-Sector Needs Assessment conducted in June 2015, allowing for a degree of comparability between the results.

Targeted groups and sectors

The target population for the IDP Protection Monitoring includes IDPs, returnees and host community. Target groups were defined as follows:

- **IDPs:** those facing first-time displacement and multiple displacements are considered among the most vulnerable groups due to limited coping capacity and a loss of assets due to displacement.
- **Returnees:** former IDPs returning to their habitual place of residence who lack access to mechanisms for property restitution, reconstruction of their homes, or compensation. In the meantime, they are accommodated in temporary unsafe housing with very limited means of shelter or basic relief items or are accommodated in their own damaged structures.³⁶
- **Host Community (the non-displaced affected population):** including households in the host community whose homes have been damaged by the conflict and have no alternative shelter may benefit from repair kits. The scale of damage among some communities needs to be better documented and analysed.³⁷

The **sectors covered** in this assessments include: Protection, Shelter & NFIs, Displacement, and WASH.

³⁶ There will be additional indicators on returnees in the next IDP Protection Monitoring update given the new trend of return reported in the East of Libya.

³⁷ HNO Libya 2015.

Methodology Overview

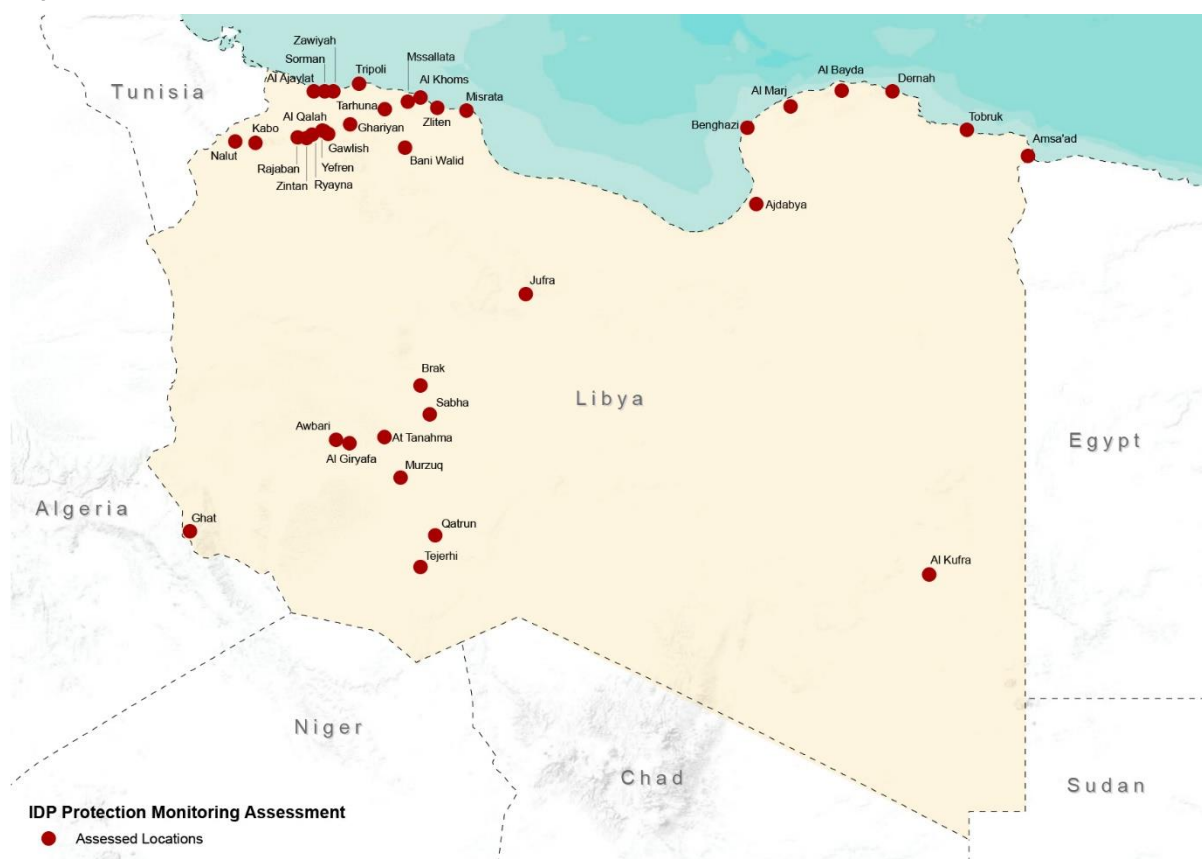
The IDP Protection Monitoring is not intended to substitute, but rather to supplement other data collection efforts in Libya, including information gathered from ministries, INGOs, UN agencies, local partner secondary data and quantitative assessments. The IDP Protection Monitoring aims to provide three consecutive updates to existing information on IDPs residing across Libya, in contrast with one-off comprehensive assessments conducted as a snapshot only. Starting with indicator development, REACH/ACTED met with sector experts and relevant Working Groups based in Tunis to gather feedback on indicators used in the 2015 Multi-Sector Needs Assessment, and to incorporate feedback and key recommendations. Partners were invited to make suggestions for changes and additions to ensure that indicators that were considered important to measure over time, and could be assessed through Key Informant interviews at the community level. Findings from the IDP Protection Monitoring have also been incorporated into the February 2016 MSNA update to ensure maximum utility of the data by all partners.

Assessment Sites:

Assessment site locations for the IDP Protection Monitoring include 37 cities and villages across South, West and East Libya. These sites were selected on the basis that they were identified by UNHCR and IOM's Displacement Tracking Matrix (DTM) as hosting a significant number of IDPs, and given that they provide a broad geographic scope for the assessment covering the main urban centres in Libya as well as a number of more remote locations where IDPs are residing. The assessment locations reached in this round of the IDP Protection Monitoring account for up to 87% of the total IDP population, out of the 435,000 IDP individuals currently estimated to be living in Libya.³⁸ The IDP Protection Monitoring also covered some key locations that were not included in IOM's latest DTM round, released in January 2016, including Misrata and Benghazi. Furthermore, the selected locations for assessment incorporate urban centres that were covered by the Multi-Sector Needs Assessment conducted in June 2015, allowing for a degree of comparability between the results.

³⁸ Ibid.

Map 1: Assessed locations



Unit of Analysis:

The main unit of analysis used for this assessment is the city/village level. This is given the considerable constraints limiting access to different areas and the number of suitable Key Informants that could be identified for interview in each location. Further, the questions included in the survey are asked at the community level and are therefore best suited to this unit of analysis.

The geographical denomination below the city/village level in Libya is the 'mahala' or neighbourhood level. These geographical boundaries are still widely contested by local authorities, and have yet to be fully defined. For this reason it was not advisable to use the 'mahala' as a unit of analysis for this round of data collection.

Secondary data mapping formed part of the research design process and will inform the final report. Available information sources from other humanitarian actors within Libya, including IOM's DTM and other humanitarian reports will be used to triangulate findings and deepen the level of analysis included in the final report.³⁹ Sampling approach:

A purposive sampling approach has been adopted for the IDP Protection Monitoring. This approach was taken by engaging with Local Crisis Committee members from Libya who helped to identify suitable profiles to be interviewed as 'People with Knowledge' during this assessment. This sampling approach was used in recognition of the security situation and limited level of accessibility in Libya, rendering representative and random household level sampling unattainable within the current context. Key informants are referred to as 'People with knowledge' (PwK) throughout this assessment due to the sensitive nature of information gathering in Libya, and in order to avoid any negative connotations relating to intelligence actors. PwK are people who know what is going on in their own community and can be contacted to provide information which is accurate and reliable about the situation on the ground in Libya. The purpose of PwK lists is to have a wide range of people—including community leaders, professionals or

³⁹ It was agreed by the Inter-Sector Working Group on 1st March 2016 that all partners will use the units of analysis included in IOM's DTM for subsequent rounds of data collection.

residents—who have first-hand and in-depth knowledge about their community and can collect useful information from it.

People with knowledge interviewed in this assessment have been identified by UNHCR, ACTED and partners, and by LCC partners on the ground using a ‘snowballing’ sampling technique. These individuals were selected according to recommended profiles for the sectors being covered by the IDP Protection Monitoring.

The number of target PwK per location was determined in accordance with the estimated IDP population. IDP population figures were taken from IOM’s January 2016 round of DTM. The Key Informant Matrix below outlines the scale that was used to determine the number of People with Knowledge to interview per location. The target of PwK was determined by taking the middle range of each IDP population bracket, with one person interviewed for every 1,000 estimated IDPs. Once established, this network of PwK will be contacted for the two further IDP Protection Monitoring updates in March and April 2016. In total 162 PwK were interviewed for this round of assessment. Table 1: People with Knowledge matrix⁴⁰

Estimated IDP Households:	Target number of PwK to interview:
Less than 100	1
100 - 499	2
500 - 799	3
800 - 1399	6
1400 - 2999	11
3000 - 5999	23
More than 6000	35+

People with Knowledge Guidelines:

In order to support aid actors on the ground in Libya (Local Crisis Committees, Municipalities, Local and International NGOs, UN agencies, etc.) to gain a better and dynamic understanding of the situation of Libya through data collection and analysis, REACH developed a set of profiles for People with Knowledge to be interviewed during the IDP Protection Monitoring. These profiles were developed through the input of relevant sector working groups and experts. The information that they provide will help the humanitarian organizations in designing and carrying out their programs in the different sectors of the humanitarian interventions.

⁴⁰ The target number of PwK was calculated based on the estimated number of IDP individuals in each location covered by IOM’s DTM. In locations where DTM figures were not available, UNHCR provided an estimated IDP population figure. The estimated number of IDP individuals was then converted into the number of households in this table.

Table 2: People with Knowledge Profiles

Key Sector:	People with Knowledge Profiles:
Displacement	Community leaders, local authorities, police officers, IDPs living in collective centres, drivers of shared out-of-town transport, short and long term IDPs, and migrants established in Libya and in transit.
Protection	CSO/INGOs workers, journalists, lawyers, community leaders, local authorities, functionaries of relevant ministries, short and long term IDPs, migrants established in Libya and in transit.
Shelter & NFIs	CSO/INGOs workers, wholesalers, shop owners, workers of electricity companies, community leaders, local authorities.
WASH	Water engineers, sanitation engineers, workers for water supply, waste management and water treatment companies, municipality officials.

Training

In preparation for the implementation of the IDP Protection Monitoring, the data collection team, including four data collectors and two Local Crisis Committee (LCC) members from Benghazi, East Libya, attended a five day training programme in Tunis. The training schedule comprised of a day and a half focused on data collection and assessment methodology, including how to use Open Data Kit (ODK) on smart phones, interview technique, ethics in data collection, and the questionnaire content, led by REACH/ACTED, and three days of training on IDP protection and rights administered by an external consultant from DRC.

Ethics in Evidence Generation

The data collection activity adopted a 'Do No Harm' approach, to avoid causing any harm or injury to assessment participants. As part of the assessment design process, the impact on both participants and the broader community throughout the research cycle from planning through to dissemination was taken into consideration. The assessment adhered to the following guiding principles to ensure that data collection was ethically sound:

- **Informed consent** – This assessment was conducted with respondents aged 18 years or above only. Respondents volunteered to participate in the survey and were given the option of non-response. Data collectors were trained to provide sufficient knowledge and understanding of the nature of the proposed evidence generating activity to respondents before commencing the survey.
- **Confidentiality** – This assessment ensures that the confidentiality of the information provided by respondents is respected. All personal information will be made anonymous in datasets and excluded from the final report. During the assessment, People with Knowledge were asked if they were willing to provide their name and contact details for referral and were given the option of withholding this information.
- **Ethical data collection** – This assessment took into consideration the cultural and socio-political context in Libya. Only questions appropriate for this setting, and according to what is ethical, moral and responsible, were included in the survey. Any questions that were deemed too sensitive to include by Libyan enumerators were removed from the survey in advance of data collection. Sector specialists from relevant working groups in Protection, Shelter & NFIs, Displacement, WASH and Livelihoods were consulted throughout research design

Challenges and Limitations

- Where possible, interviews were conducted face-to-face. However, in areas with low levels of accessibility due to distance from the data collection base or security concerns, surveys were conducted via phone call. It should be acknowledged that face-to-face interviews may provide more reliable information, given that the enumerator can build a stronger rapport with the respondent.

- Due to constraints limiting accessibility to specific areas and the sensitivity of data collection exercises in the Libya context, the ability to conduct random and statistically representative sampling is highly limited, and therefore a purposive and 'snowballing' approach to sampling was adopted.
- There were a larger number of male than female PwK identified to participate in this assessment. This may reflect a comparatively larger proportion of males than females currently occupying community leadership positions within Libya.
- The majority of PwK interviewed were from the host community (78%), while 21% were IDPs and 1% returnees. This may affect the response rate for certain questions, such as reporting perceptions of host community-IDP relations.
- In the Protection section of the survey, disabilities were reported by People with Knowledge and not verified by a disability specialist. These findings should therefore be considered as indicative only.
- The prevalence of GBV perpetrated against women and girls is likely to be underreported due to the sensitive nature of this topic, and given the lower number of female PwK who participated in this survey.

FINDINGS

Demographic Profile:

PwK breakdown, age/gender/location/phone/profile/face-to-face/population group

PwK Profile:	
Face-to-face interview	24%
Telephone interview	76%
Female PwK	12%
Male PwK	88%
PwK age range	22-65 years
Host community	78%
IDPs	21%
Returnees	1%

All PwK interviewed in this assessment were selected on the basis that they had an in-depth knowledge of the IDP situation in their community. In addition to this background knowledge, all had at least one specific sector of knowledge and expertise, whether Protection, Shelter & NFIs, Displacement or Wash. The IDP Protection Monitoring was a perceptions based survey that did not incorporate technical questions, and therefore PwK were able to answer questions on all sectors, given their understanding of the IDP crisis in Libya. The table below shows the proportion of PwK interviewed by sector of expertise.

Table 3: Sector of Knowledge profile of PwK

PwK Sector of Knowledge:	
Protection	66%
Shelter & NFIs	43%
Displacement	21%
WASH	12%

Protection

An estimated 2.44 million people in Libya are currently in need of vital protection assistance.⁴¹ The ongoing armed conflict in Libya has resulted in serious protection concerns, including the risk of random shelling, the prevalence of small arms and light weapons (SALW), and widespread landmines and unexploded ordnance (UXO), among other threats to personal safety and security. The sharp increase in IDPs has placed a great deal of strain on host communities, with only limited protection services available to those who need them. There is a lack of capacity to identify and adequately respond to cases of Gender Based Violence (GBV), which remain underreported. Meanwhile, the transient status of IDPs and their limited level of access to basic needs and livelihoods puts them at greater risk of rights violations. IDPs suffer from distinct vulnerabilities as a direct result of displacement. Certain demographic groups, such as children, especially unaccompanied minors, mothers with young children, female heads of household, persons with disabilities and elderly persons all have special protection needs.⁴² Women and girls are highly vulnerable to sexual violence and exploitation in situations of displacement. Meanwhile, displaced children face immediate threats of sexual or economic exploitation and recruitment into armed groups, as well as the longer-term risk of missing out on an education, further impacted by the breakdown of social structures meant to foster their development.⁴³ As IDPs remain citizens or habitual residents of their country, they are entitled to protection and assistance on that basis alone.⁴⁴

⁴¹ HNO Libya 2015.

⁴² UNHCR, Protecting Internally Displaced Persons: A Manual for Law and Policymakers, <http://www.unhcr.org/50f955599.pdf>, October 2008.

⁴³ Ibid.

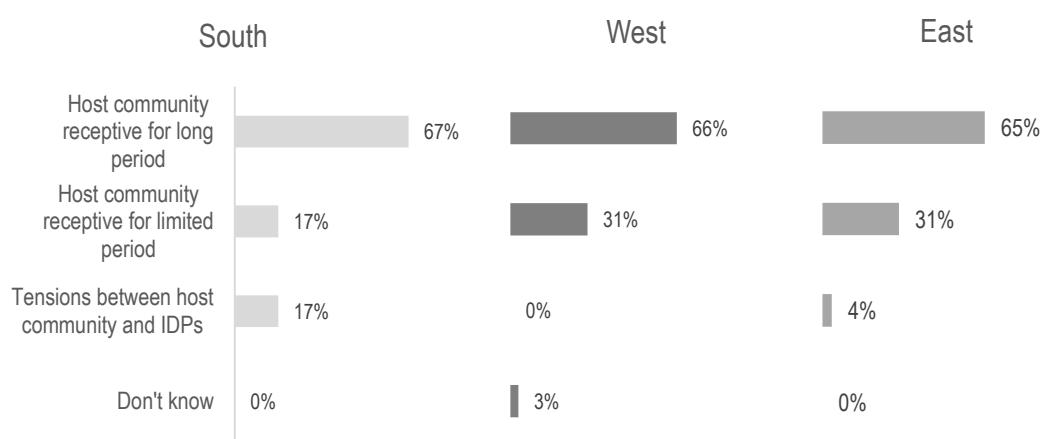
⁴⁴ Ibid.

Relationship between host community and IDPs

The continuing conflict in Libya has put additional strain on resources, livelihood opportunities and shelter availability, posing a threat social cohesion between IDPs and host community. PwK were therefore asked to indicate the perceived status of the relationship between IDPs and host community in their city or village. They reported on how receptive the host community was to IDPs, and if there were already existing tensions between the two population groups.⁴⁵

The majority of PwK stated that the host community was receptive and would be for a long period of time, at 66% overall. However, some disparities can be observed when disaggregating by region, with a notably higher proportion of respondents reporting the existence of tensions between host community and IDPs in the South of Libya, at 17%, compared to 4% in the East and 0% in the West.⁴⁶ Meanwhile, almost a third of PwK in the East and West of Libya (31%) reported that the host community would remain receptive for a limited period only. These results suggest that in some areas the host community can continue to absorb IDPs for a long period before becoming over-burdened. Yet, in the South the long-term outlook for IDP-host community relations is less certain, with a larger proportion of respondents indicating that tensions already exist.

Figure 1: % Respondents reporting perceived status of relationship between host community and IDPs in their city/village, by region



Loss of documentation

Identity documents are often lost, destroyed or confiscated in conflict affected countries, particularly where displacement occurs.⁴⁷ Furthermore, particular challenges may be faced by subgroups of IDPs, such as women, minorities, or indigenous communities, whose civil status or rights were not recorded even prior to displacement. These groups of IDPs may therefore be at risk of increased vulnerability of rights violations, and confront greater difficulties in registering newborns or renewing legal documentation.⁴⁸

Given that large scale displacement of IDPs in Libya entails an increased risk of lost legal documentation for families relocating to new areas, PwK were asked if they knew of families living in their city or village who had lost legal documentation. Across all three regions of Libya the majority of PwK reported awareness of families who had lost legal documentation, with 90% in the South and West, and 88% in the East. There was an overall rise in the proportion of PwK reporting this issue in February 2016 compared to June 2015, increasing by 31% in the West and 16% in the East. IDP families missing legal documentation may have either left documents behind, had them confiscated at check points or lost them while in transit. Many IDPs reportedly leave documents behind in their location of origin expecting to return home within a few days, while they end up being displaced for much longer periods of time. The protracted conflict will continue to exacerbate this protection concern, with IDPs particularly vulnerable to losing documentation, given their transient status.

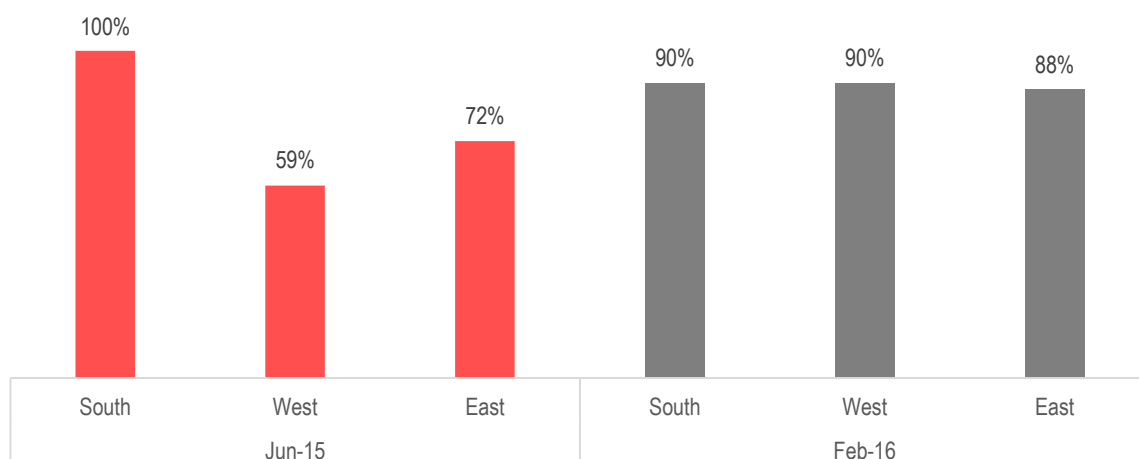
⁴⁵ The majority of PwK interviewed were from the host community which may have affected the response rate for this question.

⁴⁶ PwK

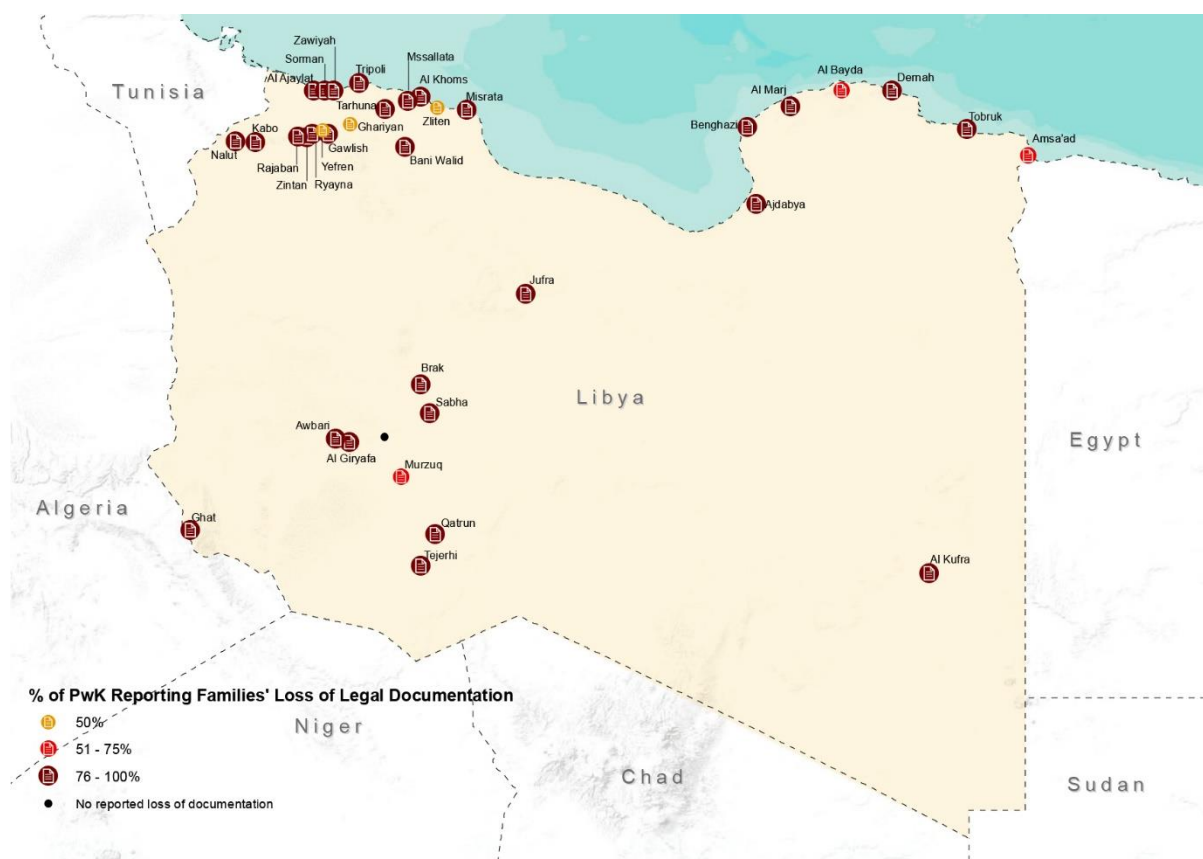
⁴⁷ UNHCR handbook for the protection of IDPs, <<http://www.unhcr.org/4c2355229.pdf>>

⁴⁸ UNHCR, Protecting Internally Displaced Persons: A Manual for Law and Policymakers, <<http://www.unhcr.org/50f955599.pdf>> October 2008.

Figure 2: Respondents aware of families who have lost legal documentation in their city/village, by region, (2015/2016)



Map 2: Reported loss of legal documentation, by assessed location



Difficulty registering newborns

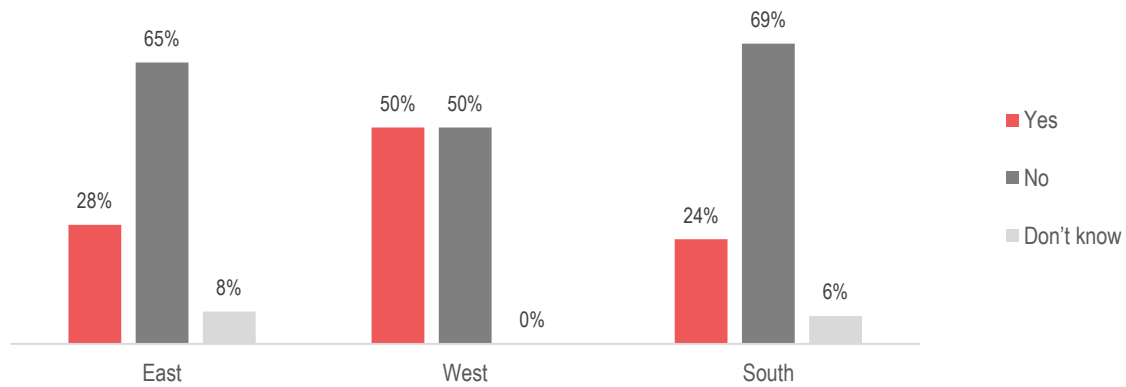
Children who are not registered at birth are in danger of being denied the right to an official identity, a recognized name and a nationality.⁴⁹ Without a birth certificate, newborns risk missing out on a whole host of fundamental rights as they grow up, including access to education, health care and protection.⁵⁰ Over a quarter of PwK (29%) reported that population groups in their community had faced challenges in registering newborns in their city or

⁴⁹ UNICEF, Birth registration: Right from the start, http://www.childinfo.org/files/birthregistration_Digestenglish.pdf, March 2002.

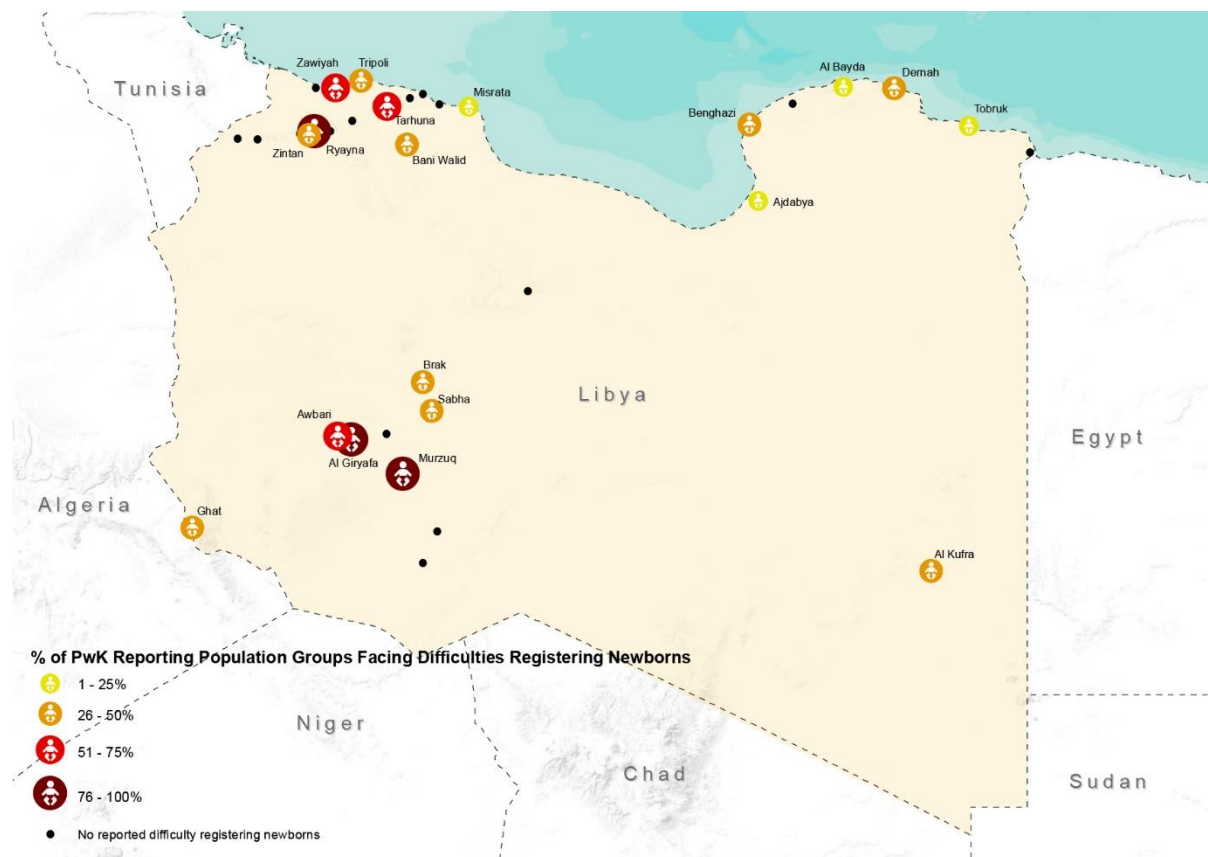
⁵⁰ Ibid.

village, indicating that this is a protection concern in some areas. There was a considerable amount of variability according to region, with the largest proportion of respondents in the West reporting this issue, at 50% of PwK, followed by 28% in the East and 24% in the South.

Figure 3: % Respondents reporting population groups in their community face difficulties registering newborns, by region

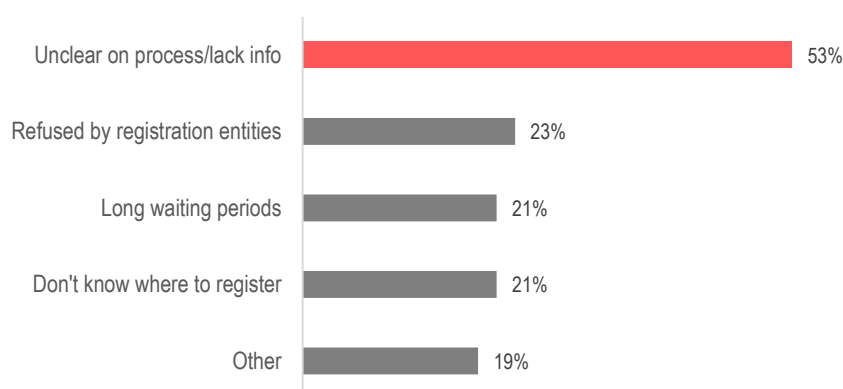


Map 3: Proportion of PwK reporting population groups facing difficulties registering newborns in their city/village, whole of Libya



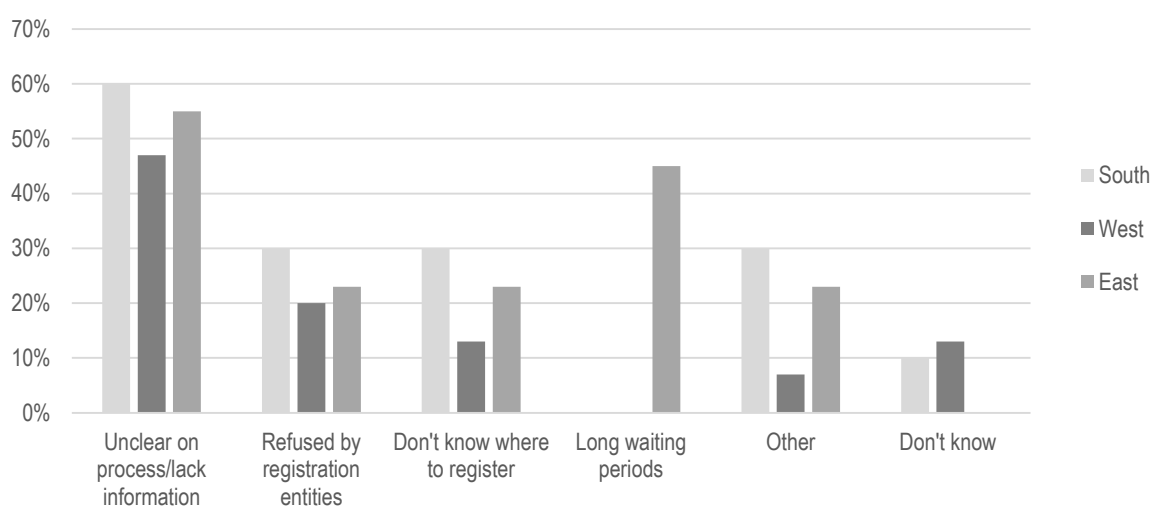
Of the 29% reporting that population groups faced difficulty registering newborns, the majority (53%) stated that this was because people were unclear about how the process worked, or lacked information on how to register newborns. This was followed by 23% reporting that people were refused by registration entities and 21% stating that difficulties were faced due to long waiting periods or due to people being unaware of where to register. IDPs who have left the necessary documentation behind during displacement are more likely to be turned away by registration entities for this reason.

Figure 4: Reported reasons for population groups facing difficulties in registering newborns, whole of Libya



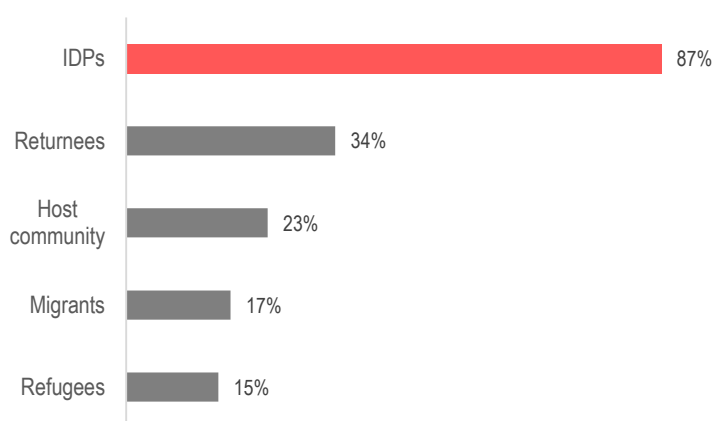
for population groups facing difficulties in registering newborns, by region

Figure 5: Reported reasons



IDPs were indicated to be the population group most at risk of facing difficulties registering newborns across all regions of Libya, with 87% of the 29% of PwK reporting that families faced difficulties registering newborns in their community citing this response. Those PwK who selected 'Other' indicated additional factors contributing to this protection concern including loss of legal documentation, distance from registration centres, and lack of resources to reach them. Returnees were the second most commonly cited population group after IDPs reported to be at risk of this protection concern, at 34% followed by the host community with 23% of PwK.

Figure 6: Groups reported to be most at risk of facing difficulties registering newborns, whole of Libya



Perceived safety of

assessed communities

To gauge perceptions of safety in day-to-day life in the community according to specific locations, PwK were asked to indicate the level of safety for girls, boys, women and men in place of residence, neighbourhood, going to and from the market, and mosque. Findings show that the majority of PwK considered that all four demographic groups felt either somewhat safe or very safe in all locations.⁵¹ There was only a slight disparity when disaggregating by gender, with male adults and children reported by PwK to feel marginally safer across all locations than their female counterparts.

Table 4: Perceived safety of women and men in assessed communities, reported by PwK

Level of safety:	Very unsafe		Somewhat unsafe	
	Women (18+)	Men (18+)	Women (18+)	Men (18+)
Place of residence	6%	6%	19%	19%
Neighbourhood	7%	7%	15%	10%
Going to market	4%	4%	14%	13%
Going to mosque	4%	4%	10%	10%

Table 5: Perceived safety of boys and girls in assessed communities, reported by PwK

Level of safety:	Very unsafe		Somewhat unsafe	
	Girls (under 18)	Boys (under 18)	Girls (under 18)	Boys (under 18)
Place of residence	6%	6%	19%	17%
Neighbourhood	7%	7%	14%	9%
Going to market	4%	3%	14%	12%
Going to mosque	4%	2%	10%	9%

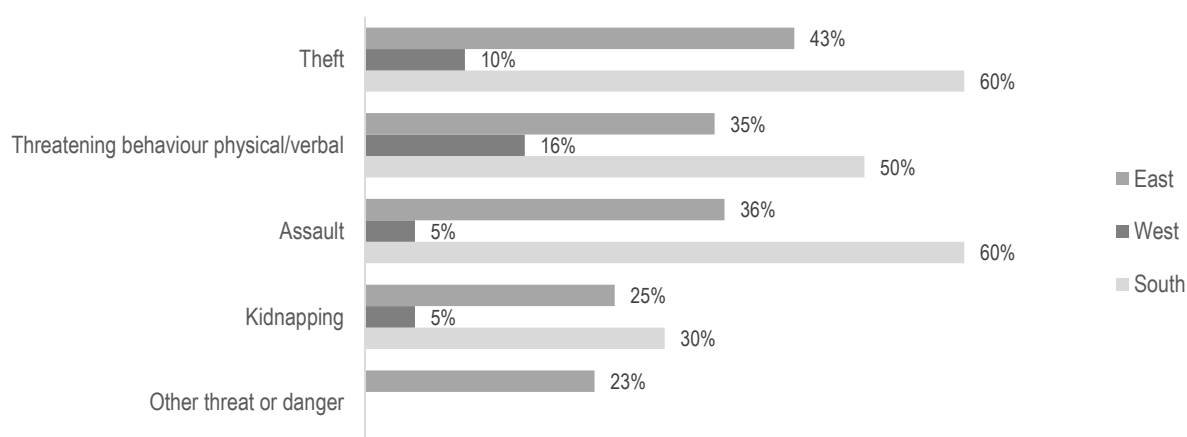
Reported threats to personal safety & security

The breakdown of law and order in Libya has led to an escalation in general insecurity and turmoil which continues to present a wide range of threats to the personal safety and security of all population groups. Against this backdrop, indiscriminate shelling, gunfire, landmines/UXOs and violent crimes continue to be perpetrated by armed groups and individuals at large within Libya. PwK were asked to report if they knew of anyone in their city or village

⁵¹ The response 'somewhat safe' indicates that the residents feel reasonably comfortable in their surroundings with no imminent threats to personal safety and security, the response 'very safe' indicates that they feel very comfortable in their surroundings with no imminent threats to personal safety and security.

who had been exposed to threats to personal safety and security.⁵² Despite the fact that PwK indicated that most people felt safe in specified community locations, there were a range of threats to personal safety and security reported, which will vary according to location and time of day. It is unlikely that PwK would indicate the same level of safety in these community locations at night time. Perceptions of crime may be informed by personal experience, or by general media portrayal and word of mouth reports of crime incidents. In many instances, perceptions may differ considerably from the reality. The top three most commonly reported crimes overall were theft (32%), threatening behaviour physical or verbal (30%) and assault (27%). There was a great deal of variability according to region, with prevalence of reported threats to personal safety and security significantly higher in the South for all types of threat, with the majority of PwK from this region (60%) citing incidents of theft and assault in their community. All types of threat were least commonly reported by PwK in the West.

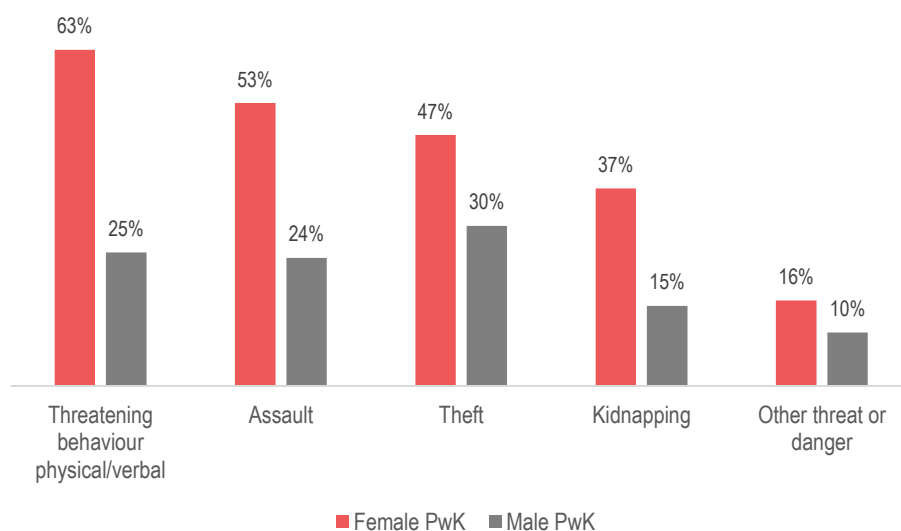
Figure 7: % Respondents reporting types of threat people in their city/village have been exposed to, by region



For the 23% of PwK indicating 'Other threat or danger' in the East, it was predominantly reported that there was a threat of random shelling and gunfire in residential areas, which can be attributed to the large number of armed confrontations between state and non-state actors in the Eastern region of Libya, particularly in the surroundings of Benghazi. When disaggregated by female to male PwK, it is worth noting that a larger proportion of females than males reported the existence of threats in their city or village. The largest gender disparity found with regards to threatening behaviour, with 63% female PwK to 25% male PwK reporting this type of threat.

⁵² Due to the acute context in Libya, questions concerning the recruitment of children into armed groups were deemed too sensitive to include in this assessment.

Figure 8: Proportion of male/female PwK reporting threats to personal safety and security, whole of Libya



Risk of landmines/UXOs/small arms

In Libya, widespread landmines and unexploded ordnance (UXO) continue to present a severe danger to all population groups.⁵³ Contamination caused by explosive remnants of war (ERW) has negatively impacted access to public infrastructure, including schools, universities and hospitals as well as impeding access routes for humanitarian assistance.⁵⁴ Landmines and UXO left behind by armed conflicts in Libya, including the North Africa Campaign during World War II, the war with Egypt in 1977 and with Chad 1980 - 1987, continue to represent a serious protection concern.⁵⁵ Furthermore, during the 2011 uprising the use of anti-personnel and anti-vehicle landmines was widespread, with tens of thousands of mines laid in the areas of Benghazi, al-Zawiyah, Sirte and the Nafusa Mountains.⁵⁶ In addition, the ongoing armed conflict in Libya has led to the proliferation of small arms and light weapons (SALW), which have become widely available across the country. Both landmines/UXO and SALW have led to a large number of injuries and deaths, with border areas, roads, urban centres and surroundings the most severely affected.

PwK were asked to indicate if landmines/UXO were present in their city or village within close proximity to houses and/or workplaces. There was a considerable decline in the proportion of PwK reporting the presence of landmines/UXO in their community between June 2015 and February 2016 in the South and East of Libya, while only a 2% decrease was observed in the response rate for West Libya. The East remained the region with PwK most commonly reporting the presence of this danger with 48%, compared to 25% in the South and 10% in the West. This indicates that ongoing demining efforts have had some success in clearing areas affected by ERW. Nevertheless, the issue of landmines/UXO clearly remains a pressing protection concern, particularly in the East in light of the new trend of return reported, and in general given that humanitarian access to IDPs may be blocked by the presence of landmines/UXO, and IDPs may be unable to reach assistance delivery points themselves for the same reason.⁵⁷

⁵³ Handicap International, report on landmines/UXO and SALW in Libya, 2012

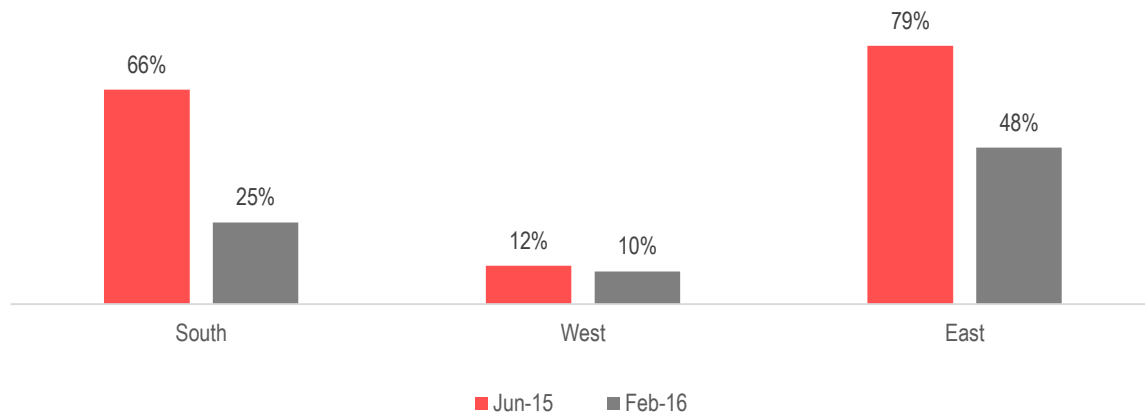
⁵⁴ UN Mine Action (UNMAS) Libya, <http://www.mineaction.org/programmes/libya>, February 2016.

⁵⁵ UNDP, Democratic Governance: Mine Action, <http://www.ly.undp.org/content/libya/en/home/operations/projects/democratic_governance/mine-action-project.html>

⁵⁶ IDMC, Libya uprising and post Qadhafi tribal clashes, displacement in a fragmenting Libya, <http://reliefweb.int/sites/reliefweb.int/files/resources/201503-me-libya-overview-en.pdf>, March 2015.

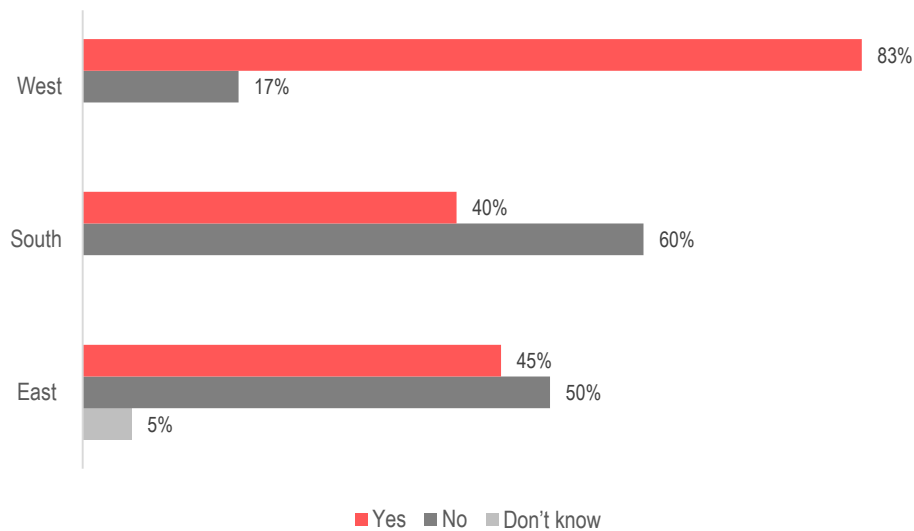
⁵⁷ UNHCR, Protecting Internally Displaced Persons: A Manual for Law and Policy Makers, <<http://www.unhcr.org/50f955599.pdf>>, October 2008.

Figure 9: Reported presence of landmines in proximity to work and living spaces, by region (2015/2016)

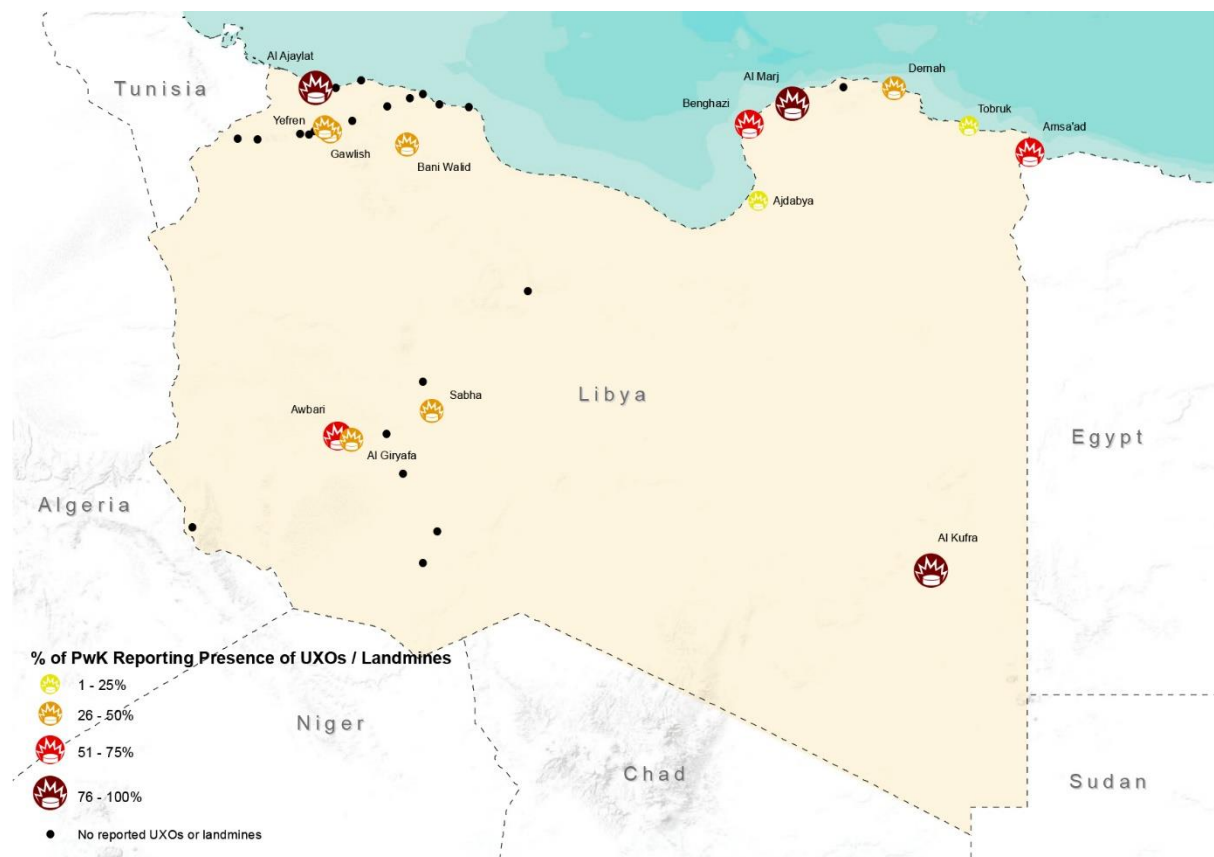


An alarming finding was that almost half of all respondents, reporting the presence of landmines/UXO in their community, stated that these areas were easily accessible by civilians, with 49% of PwK citing this response. It is worth noting that, despite the lower reported presence of landmines/UXO in West Libya, this was the region with the largest proportion of respondents indicating that landmines/UXO were located in easily accessible areas, with a majority of 83% selecting this response. The proportion of respondents reporting easy access to areas with landmines/UXO was lower in the South and the East with 40% and 45% citing this response consecutively.

Figure 10: % Respondents reporting that people access areas with landmines/UXO, by region

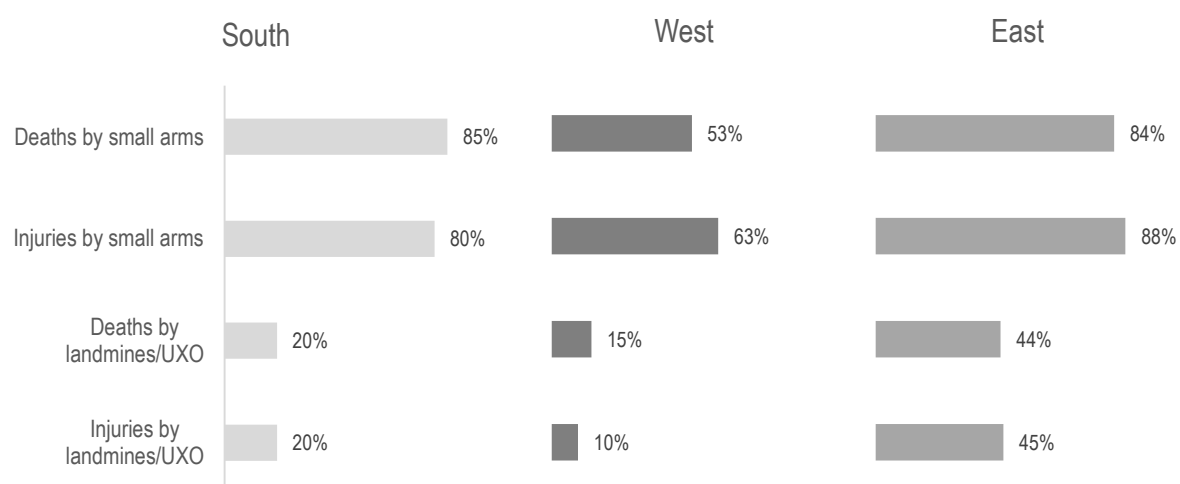


Map 4: % PwK reporting presence of landmines/UXOs in proximity to houses/workplaces in their city/village, whole of Libya



When asked to report of injuries and deaths resulting from landmines/UXO and SALW, the majority of PwK cited incidents linked to small arms with a small proportion indicating injuries and deaths caused by landmines/UXO. The reported incidence of injuries and deaths linked to landmines/UXO was particularly high in the South of Libya, with 45% and 44% citing these types of occurrence respectively. Meanwhile, the reported incidence of injuries and deaths resulting from SALW was particularly acute in the South and West of the country according to PwK.

Figure 11: Reported incidence of injury/death by landmines/UXO and SALW, by region



Adult males were reported to be disproportionately at risk of injury and death by landmines/UXO and SALW compared to all other demographic groups (see Table 6). This can be attributed to their greater degree of exposure to armed conflict and recruitment into armed groups in Libya. Child males were also more commonly reported as victims of injury and/or death by landmines/UXO and SALW than their female counterparts. As a result of displacement, male children are particularly vulnerable to forcible recruitment into armed groups, which also puts them at a higher risk of death or injury by landmines/UXO and SALW.⁵⁸ In general, displaced persons suffer significantly higher rates of mortality than the general population and are at higher risk of physical attack, as they may face issues such as tension with the host community over contested resources, settlement in insecure locations, and forced return to unsafe areas.⁵⁹ IDPs often remain close to or become trapped in zones of conflict, and remain at risk of being targeted by those perpetrating the armed violence.⁶⁰

Table 6: Reported incidences of injury/death by landmines/UXO and SALW for different demographic groups, whole of Libya

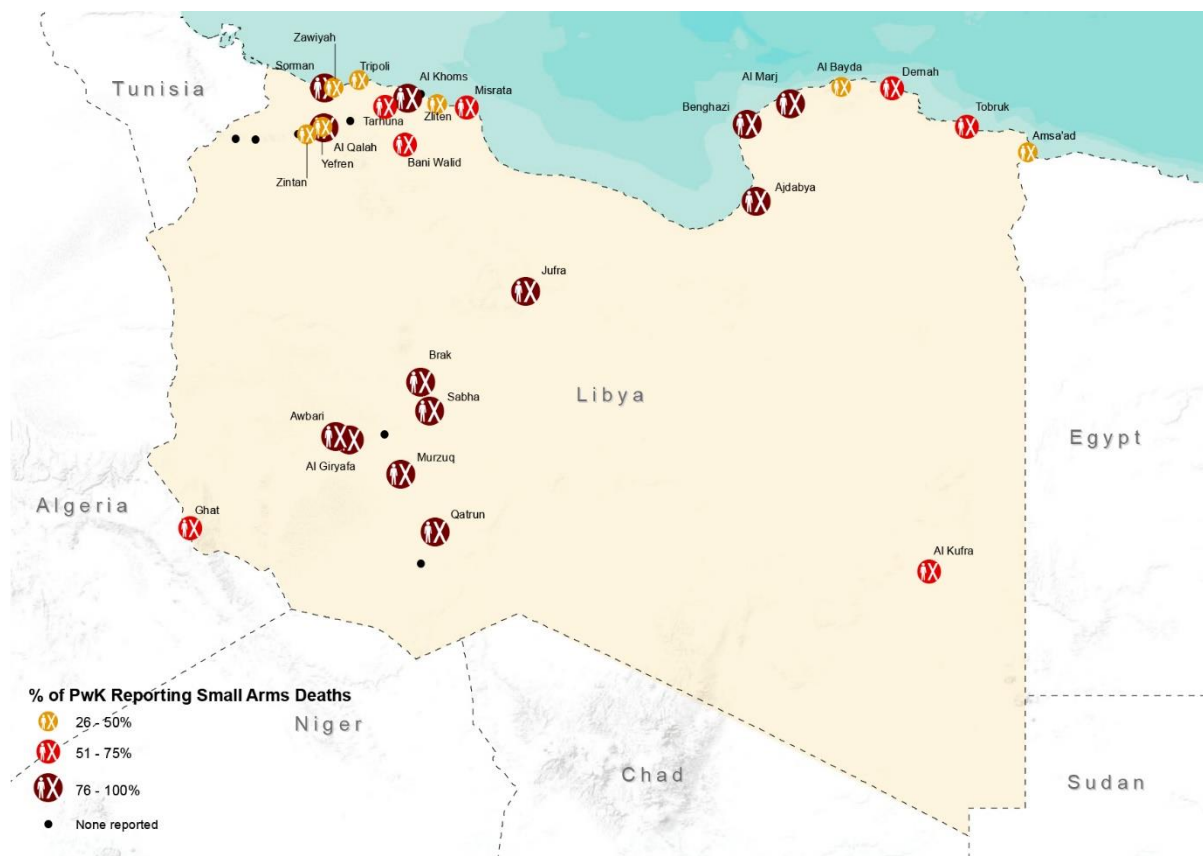
Reported incidence of death/injury	Child female	Child male	Adult female	Adult male
Injuries by landmines/UXO	46%	70%	28%	74%
Deaths by landmines/UXO	40%	56%	27%	77%
Injuries by small arms	42%	45%	40%	94%
Deaths by small arms	32%	42%	38%	96%

⁵⁸ ICRC, Internally Displaced Persons and International Humanitarian Law, <file:///C:/Users/IMP-ASMT-03-PC/Downloads/internally-displaced-persons-icrc-eng.pdf> March 2010.

⁵⁹ Ibid.

⁶⁰ OHCHR, Questions and answers about IDPs, <<http://www.ohchr.org/EN/Issues/IDPersons/Pages/Issues.aspx>>

Map 5: % PwK reporting the incidence of deaths by SALW in their city/village, whole of Libya



Since 2011, humanitarian actors have been providing risk education to raise awareness of the dangers posed by landmines/UXOs and SALW in Libya, with the aim of increasing the safety of the local population, and particularly IDPs who are at a heightened risk from these protection concerns.⁶¹ Indeed, the majority of PwK reported that they were aware of messaging in their community about the dangers of landmines/UXO and SALW, with 51% and 60% of all PwK respectively. When disaggregated by region, the largest proportion of respondents reporting awareness of messaging of landmines/UXO was in the East, with a majority of 78%, compared to only 25% in the South and 24% in the West. The majority of respondents in the East also indicated awareness of small arms messaging at 79%.

⁶¹ UNMAS, Humanitarian Mine Action Libya, <http://www.mineaction.org/programmes/libya>, February 2016.

Figure 12: % Awareness of messaging on the risk of landmines/UXOs in their community, by region

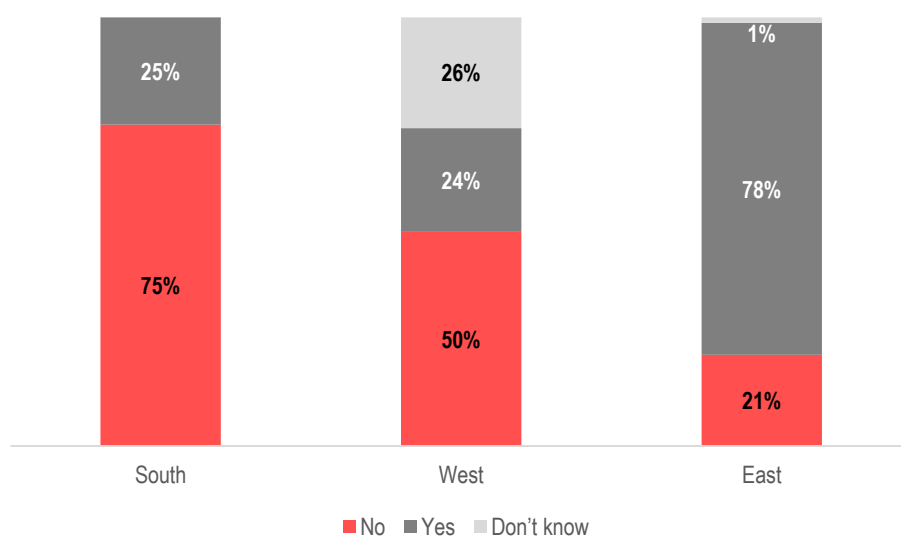
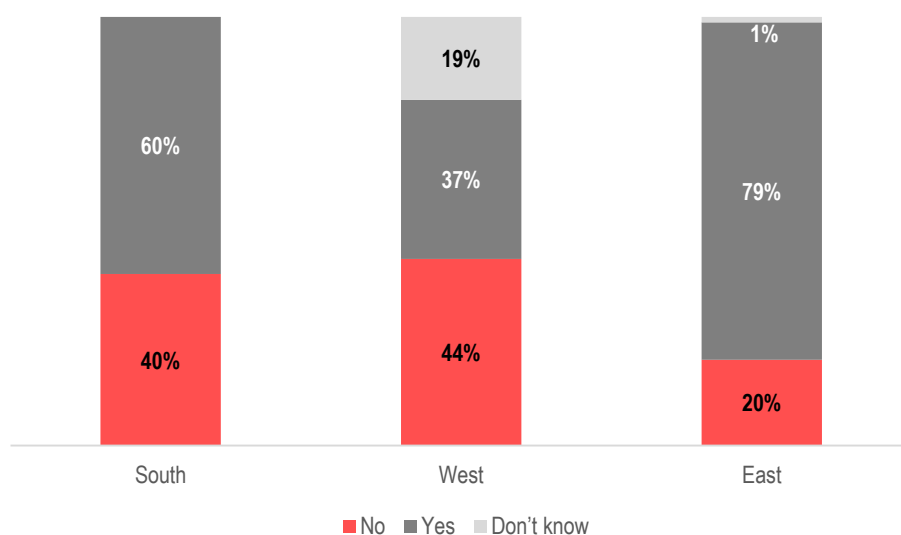
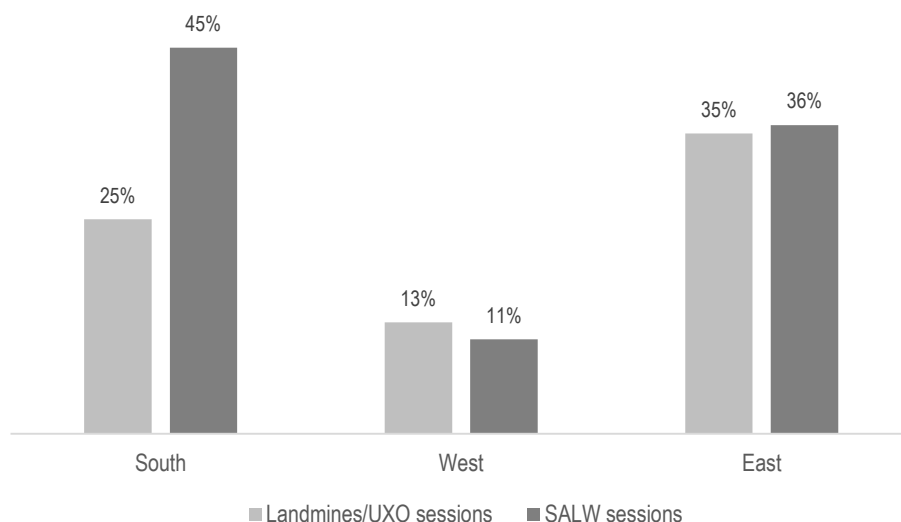


Figure 13: % Awareness of messaging on risk of small arms in their community, by region



A quarter of PwK (25%) indicated that families in their community were attending risk awareness sessions on the dangers of landmines/UXO, while 28% indicated families attending risk awareness sessions on the dangers of SALW. When disaggregated by region, awareness sessions for landmines/UXO stood at 25% in the South, 13% in the West and 35% in the East. This indicates that there is still a gap in the provision of family risk awareness sessions for landmines/UXO. Meanwhile, with regards to SALW awareness sessions, the proportion of PwK stood at 45% in the South, 11% in the West and 36% in the East. Given that SALW are indicated to represent a particularly high risk to personal safety and security, current figures suggest a need for further outreach to raise greater awareness of these dangers among all population groups. There is currently a new trend of return reported in the East of Libya in the vicinity of Benghazi where a large influx of returnees is expected. IDPS returning to their area of origin may no longer be aware of the locations affected by landmines/UXO and could be at a heightened risk of injury or death for this reason.

Figure 14: Reported awareness of families in respondent's city/village attending sessions on risk of landmines/UXO and SALW, by region



GBV and available support services

Sexual violence and exploitation, which primarily targets women and children is a common feature of concern in contemporary armed conflict and displacement crises. During displacement, there is usually a dramatic increase in the number of women and children who head households and who, as a result, are at particular risk of rights violations. What is more, the psychological impact of the conflict is likely to increase the incidence of Gender Based Violence (GBV).⁶² Women are vulnerable to sexual assault and rape both during and after displacement. They can face sexual violence in IDP camps, which are typically crowded and insecure. Moreover, domestic violence often is higher during displacement. Women and children may encounter physical abuse from male family members in IDP camps or temporary homes as a result of tension, uncertainty about the future, and the breakdown of traditional norms.⁶³

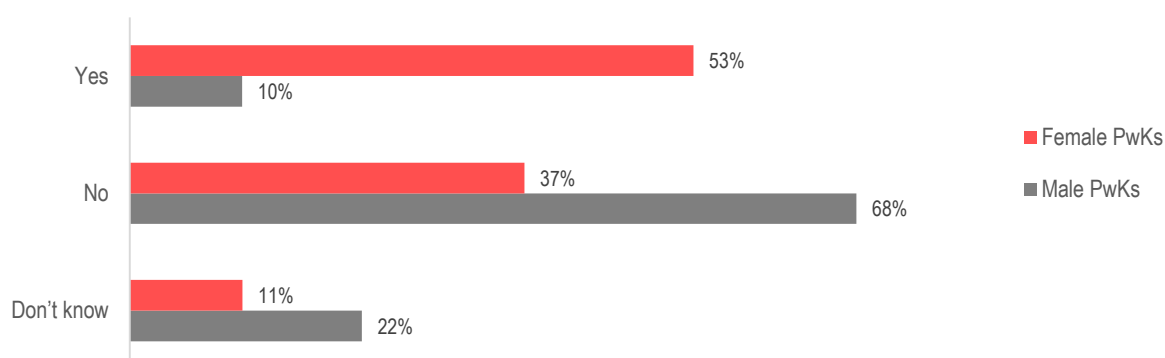
GBV is a sensitive issue in Libyan society, and is therefore likely to go under-reported by victims and witnesses alike.⁶⁴ Yet, it is widely acknowledged that conflict perpetuates forms of GBV. For this reason, PwK were asked to indicate if they were aware of cases of violence against women and/or girls in their community. When disaggregated by gender of PwK, the majority of females (53%) reported that they were aware of violence of women and girls, while a minority of males (10%) cited this response. This implies that female PwK have a heightened awareness of violence affecting others from their gender. On the contrary, as might be anticipated, male PwK manifested a much lower level of awareness of the incidence of GBV in their community, however it is likely that GBV remains underreported by both sexes.

⁶² UNHCR, Handbook for the Protection of Internally Displaced Persons <<http://www.unhcr.org/4c2355229.html>>

⁶³ UNHCR, Protecting Internally Displaced Persons: A Manual for Law and Policy Makers, <<http://www.unhcr.org/50f955599.pdf>>, October 2008.

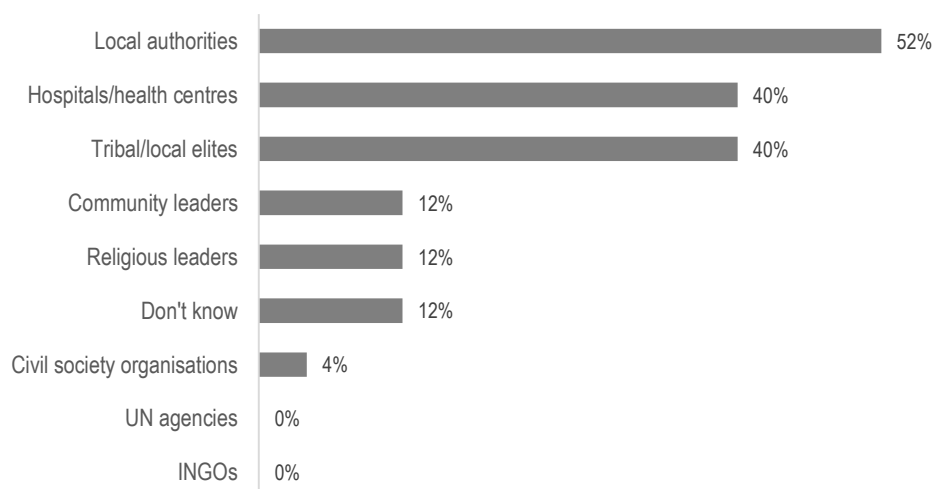
⁶⁴ ACAPs Libya review, 2015

Figure 15: Reported awareness of violence against women/girls in the city/village, whole of Libya



PwK who indicated the incidence of violence against women and girls were asked to specify what types of violence they were aware of. The types of violence against women and girls reported by PwK include domestic violence, such as beating and the threat of divorce, in addition to kidnapping, and verbal and sexual harassment. Of the PwK who indicated awareness of GBV, the majority (52%) stated that women and girls affected by violence could seek and obtain assistance from the local authorities, with the second and third most commonly cited sources of assistance hospitals and/or health centres, and tribal or local elites, both indicated by 40% of PwK.

Figure 16: Places where women/girls affected by violence can seek and obtain assistance, whole of Libya

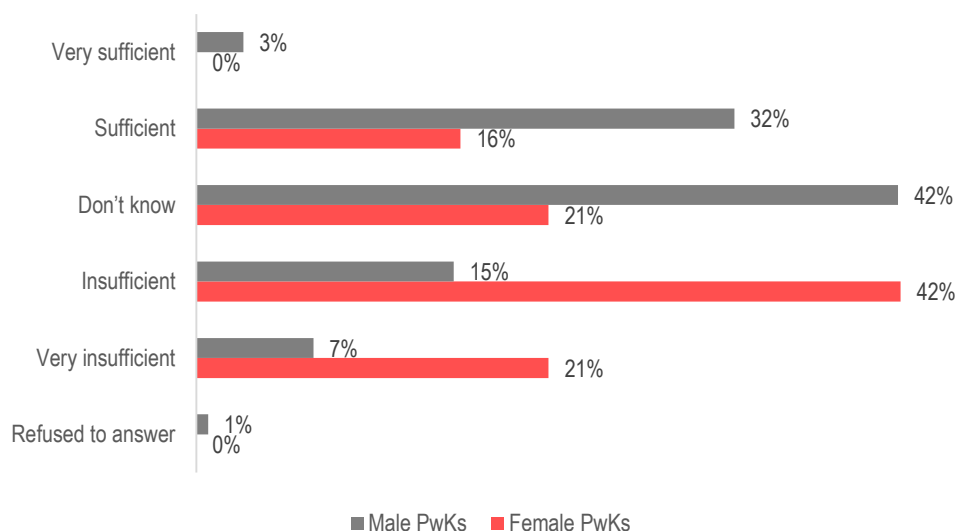


GBV is a severe issue, and one that Libya currently has limited capacity to deal with.⁶⁵ Human Rights Watch has previously reported that there are "inadequate" services for victims of domestic violence and sexual violence in Libya, leaving the victims without an "effective remedy".⁶⁶ Overall, only 32% of all respondents considered that services for women and girls who had experienced violence were sufficient or very sufficient, suggesting that the specific needs of most women and girls who have experienced violence are not always met by the types of protection services available. Once again, when responses were disaggregated by gender of PwK, a larger proportion of female to male PwK indicated that the services available to support women and girls who have experienced violence were insufficient, with 63% of female PwK reporting that these services were insufficient or very insufficient, compared to only 22% of male PwK.

⁶⁵ IMC, Crisis in Libya, <<https://internationalmedicalcorps.org/Egypt/>> February 2016.

⁶⁶ IRB, European country of origin information network, Libya: Domestic violence, including legislation, state protection and support services, <https://www.ecoi.net/local_link/265601/379544_en.html>, November 2013.

Figure 17: Reported sufficiency of services for women/girls who have experienced violence, whole of Libya, by gender of respondents



Easily accessible Protection services are vital to ensure the safety, dignity and rights of IDPs affected by the ongoing armed conflict, particularly those with a higher level of vulnerability. According to PwK, certain protection services were more difficult to access than others, most notably psychosocial services, with 30% of PwK indicating that this type of protection service was not available in their city or village. In terms of the mental health context in Libya, the World Health Organization (WHO) predicts that many people will experience psychological distress reactions as a result of the armed conflict, with the number of people affected by common mental disorders such as depression expected to have doubled since the onset of the crisis.⁶⁷ This underlines the importance of providing easily accessible psychosocial services across the country. Women's and children's centres had the second highest rate of reported unavailability at 27%, indicating a lack of safe spaces for both groups, particularly vulnerable among the displaced population.

Table 7: Reported ease of accessing core protection services, whole of Libya

Type of protection service	Service not available	Very difficult	Difficult	Easy	Very easy	Don't know
Psychosocial services	30%	7%	35%	21%	2%	5%
Health services	4%	10%	40%	40%	6%	0%
Police services	9%	9%	23%	45%	12%	2%
Safe shelters	12%	5%	30%	39%	7%	6%
Women's/children's centres	27%	15%	17%	31%	10%	1%
Legal assistance	17%	9%	23%	41%	6%	4%

Disabilities and special needs

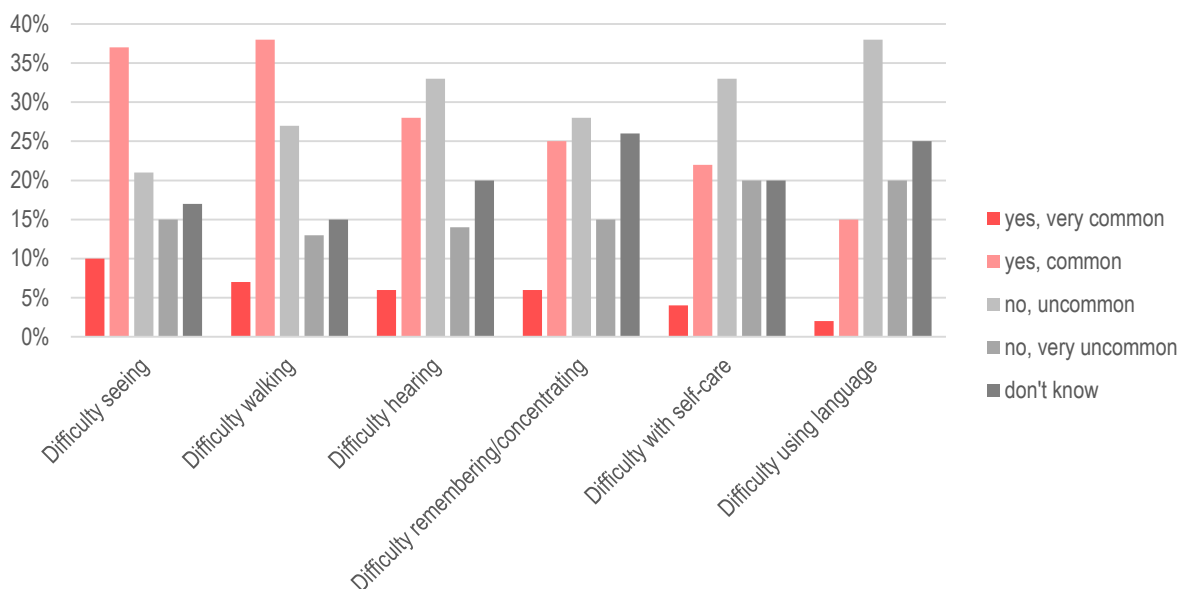
Many people have suffered injuries during the armed conflict in Libya, while others have different disabilities and special needs. PwK were asked to report on the prevalence of different types of disability in their community, using the UN-approved Washington Group approach.⁶⁸ Difficulty with sight was the most commonly reported type of

⁶⁷ IMC Libya, Mental health and psychosocial support assessment report, <http://internationalmedicalcorps.org/document.doc?id=239>, November 2011.

⁶⁸ Disability: For this assessment the Washington Group-UN Statistics Division definitions for disability were used. Respondents were asked how common the following types of disability were in their community: Difficulty seeing, even when wearing glasses, difficulty hearing, even when wearing a hearing aid, difficulty with self-care, such as washing all over or dressing, physical difficulties including difficulty with movement, walking, difficulty communicating, because of a physical mental or emotional health condition, difficulty remembering or concentrating.

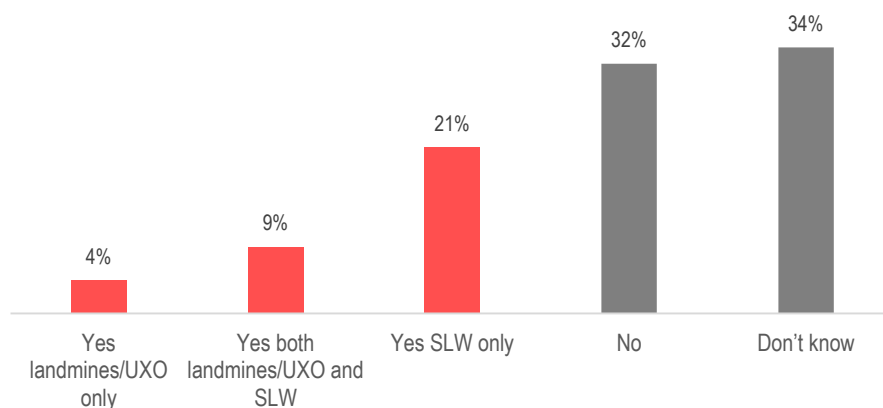
disability, with 47% of PwK stating that this disability was common or very common.⁶⁹ The second most commonly reported disability was difficulty with movement or walking, cited by 45% of PwK as common or very common, followed by difficulty with hearing with (34%) of respondents. Difficulty with communicating or using language was the least commonly reported disability type with 17% of PwK indicating this option.

Figure 18: Reported prevalence of disabilities/special needs in the community, whole of Libya



Over a third of all PwK (34%) stated that disabilities were linked to landmines/UXO and/or SALW, with SALW most commonly cited. This indicates that injuries caused by conflict-related protection concerns count for a significant proportion of disabilities among the population.

Figure 19: Proportion of disabilities reported to be linked to landmines/UXO and/or SALW, whole of Libya

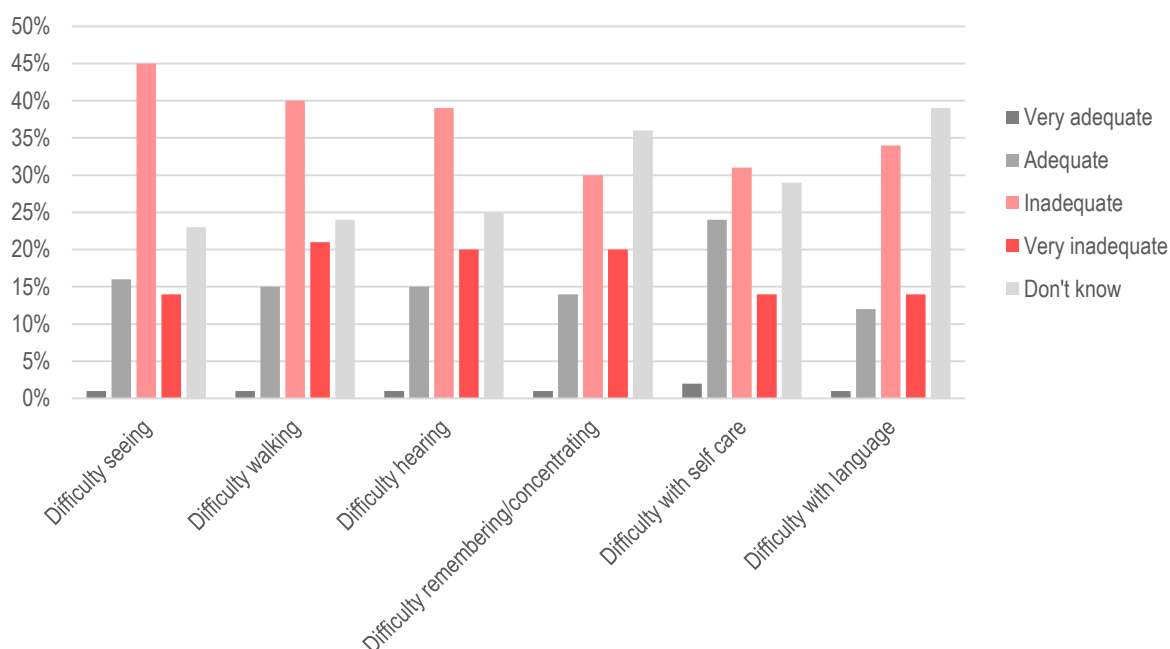


The majority PwK reported that services for special needs remain widely inadequate and are unable to cater for people affected by disabilities. Services for people with difficulty walking were most commonly reported to be inadequate or very inadequate with 61% of PwK indicating these responses. The lack of adequate services for

⁶⁹ 'Common' and 'very common' are responses on a Likert scale used to indicate the prevalence of each disability type among the local population.

people with special needs in Libya can be attributed to a number of factors including, the high prices of essential equipment, such as wheelchairs, to assist people with special needs, logistical challenges in supply routes such as road blockages, and a lack of trained medical staff.

Figure 20: Reported adequacy of services for people with special needs, whole of Libya



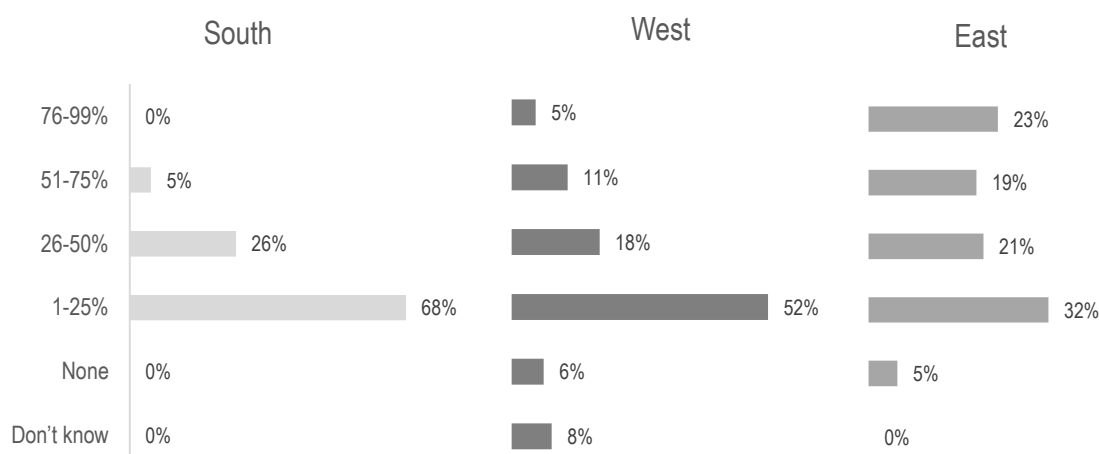
Level of IDP self-sufficiency in the community

Humanitarian aid is important means of fulfilling fundamental economic and social rights for IDPs during displacement, with the goal of eventually encouraging the resumption of their full self-sufficiency. During displacement, IDPs often face problems with accessing livelihoods and risk losing their ability to support themselves.⁷⁰ To provide an indication of the level of self-sufficiency vis a vis the vulnerability of IDPs living in the community, PwK were asked to estimate the range of self-sufficient IDP families with access to livelihoods in their city or village. The most commonly cited percentage range for all regions of Libya was that 1-25% of IDP families were self-sufficient and could access work, with 32% of PwK in the East, 52% in the West and 67% in the South citing this response. This suggests that the majority of IDP families in Libya could remain dependent upon humanitarian assistance, host community support and other coping strategies to cover their basic needs. IDPs lacking positive coping strategies will not be resilient to protracted displacement, and the longer that IDPs are displaced for, the longer it will take them to re-build their livelihoods, and the more vulnerable they will become.⁷¹

⁷⁰ UNHCR, Protecting Internally Displaced Persons: A Manual for Law and Policy Makers, <<http://www.unhcr.org/50f955599.pdf>>, October 2008.

⁷¹ OCHA, Internal Displacement – Being and IDP, <<http://www.unocha.org/what-we-do/advocacy/thematic-campaigns/internal-displacement/being-an-idp>>

Figure 21: Reported self-sufficient of IDP families with access to work, by region



Protection sector priorities:

- Loss of legal documentation was reported to be a prevalent protection concern, and represents an issue that will affect IDP families disproportionately during displacement. This serves to highlight the importance of recognition, issuance and replacement of legal documentation in Libya.⁷²
- IDPs were indicated to be the population group most at risk of facing difficulties in registering newborns due to a lack of information about the registration process, refusal by registration entities and long waiting periods. This indicates a need to raise awareness of registration processes and required documentation among the displaced population.
- Protection services are reportedly lacking, particularly psychosocial support services and women's and children's centres. IDPs will have restricted access to these types of services given their precarious living situation. This points to a need for further provision of psychosocial services and safe spaces for women and children, who represent two vulnerable groups within the displaced population.
- The incidence of GBV is still widely underreported, however, services for women and girls who have experienced violence were indicated to be insufficient by a significant proportion of PwK. Women and girls who have been displaced into urban areas are at a heightened risk of GBV, and therefore represent a particularly vulnerable group in the Libya context, indicating a need for GBV focused protection services to be reinforced.
- Despite the fact that the majority of PwK indicated perceived levels of safety to be relatively high in specific community settings, threats to personal safety and security were reported by a large proportion of PwK, suggesting that other protection concerns, such as theft, assault and threatening behaviour do exist. IDPs living in insecure locations, such as camps, collective spaces and unfinished buildings will be at a disproportionately high risk of these types of threat. The widespread provision of core protection services would help to alleviate the impact of these threats on the displaced population.
- Landmines/UXO continue to present a tangible risk to all demographic groups, particularly men and boys. For IDPs, who are likely to be unfamiliar with locations that they have been displaced to, or where they are returning to, there could be a heightened risk of death or injury by landmines/UXO due to a lack awareness of contaminated areas. Ongoing efforts by de-mining initiatives and the provision of risk awareness sessions will help to alleviate this protection concern.
- Death and injury by SALW is indicated to be prevalent, with the vast majority of respondents indicating awareness of incidents linked to SALW in their city or village. IDPs fleeing conflict affected areas may be at additional risk of encountering forms of armed violence en route to safer locations. This highlights an ongoing need for awareness sessions and messaging on the issue.
- Disabilities linked to sight, walking and hearing were the top three most commonly reported special needs. The majority of respondents indicated that services for those with special needs were inadequate or very

⁷² UNHCR, Protecting Internally Displaced Persons: A Manual for Law and Policy Makers, <<http://www.unhcr.org/50f955599.pdf>>, October 2008.

inadequate suggesting that shortcomings exist in the current provision for people with disabilities. IDPs with special needs will have additional barriers to accessing these services due to limited resources.

- The proportion of IDP families reported to be self-sufficient is low, indicating high levels of vulnerability. Low reported self-sufficiency can be attributed to restricted access to livelihoods and savings among IDPs, pointing to a continued need for food and cash assistance for the most vulnerable families.

Shelter and NFIs

Houses, assets and land left behind by IDPs often are their most valuable assets and may be central to their livelihoods and identities.⁷³ Abandoning their land, shelter and property, IDPs seek out new places of refuge, striving to meet their basic needs. Yet, limited shelter availability, high rental prices and inadequate housing often result in IDP families forced to accept temporary accommodation in make-shift shelters with poor living conditions. UNHCR has identified a number of priority needs and remaining gaps with regards to shelter and NFIs in Libya.⁷⁴ The situation is reportedly deteriorating in collective centres hosting IDPs, with a rising number of IDPs relying on negative coping strategies to cover housing costs. In Benghazi alone, 71 schools are currently hosting IDPs without any envisioned alternatives or proposed improvements to the conditions within these collective centres.⁷⁵ Due to the ongoing armed conflict and logistical challenges, a number of areas in the country are extremely difficult to access and there is subsequently a low presence of humanitarian actors on the ground to respond to the basic shelter needs of IDPs.

While a large proportion of IDPs are housed in collective shelters, many are living in rented accommodation shared with family, friends or host community members. Although it is generally considered that private rented accommodation is both safer and more conducive to accessing local services, according to UNHCR interviews, these IDPs are generally forced to use their own resources to pay rent or contribute to household costs.⁷⁶ A large proportion of IDPs and affected host communities are struggling to cover housing costs that would enable them to live in safety and with dignity. The risk of eviction therefore presents an imminent threat to a large number of IDP families who can no longer afford to pay rising rental prices.

Prevalence and type of compensation paid to hosts by IDPs

The majority of respondents reported that IDPs living in hosted accommodation in their community provided compensation to their hosts, with 86% overall reporting that this was either common or present (but not common) in their city or village. This indicates the prevalence of economic exchanges between host community and IDPs, whether they be formal or informal.

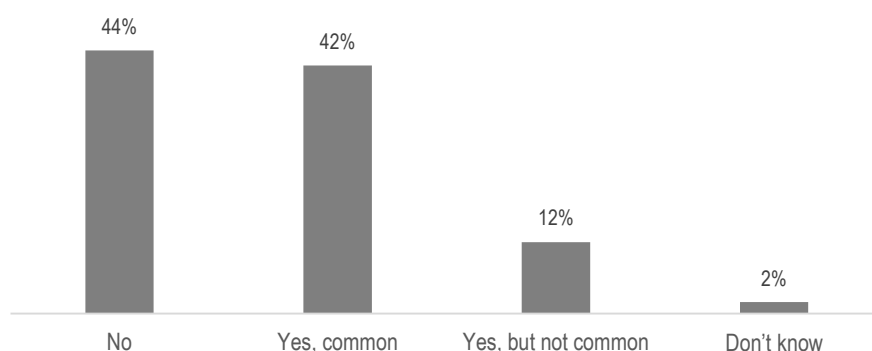
⁷³ UNHCR, Protecting Internally Displaced Persons: A manual for Law and Policymakers, <http://www.unhcr.org/50f955599.pdf> October 2008.

⁷⁴ Ibid.

⁷⁵ Ibid.

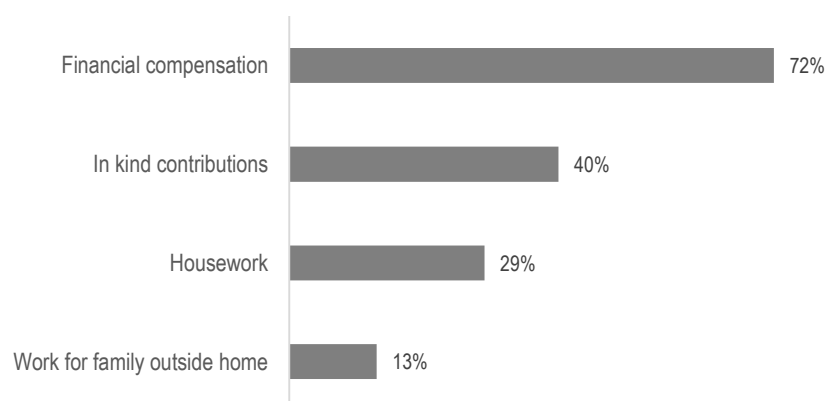
⁷⁶ UNHCR shelter and housing report.

Figure 22: Reported prevalence of IDPs providing compensation to hosts, whole of Libya



When asked about the type of compensation provided to hosts, it was most commonly reported that IDPs provided hosts with financial compensation paid in lieu of a formal rental agreement, with the majority of PwK, at 72% citing this source of compensation, followed by 40% citing in kind contributions, 29% housework and 13% work for a family outside of the home.

Figure 23: Reported types of compensation provided to hosts by IDPs, whole of Libya



Accommodation type

IDPs were most commonly reported to be living only with their family in rented apartments or houses. This was the most frequently cited type of accommodation for IDPs across South, West and East Libya, with 100%, 82% and 94% of PwK in each region citing this response respectively. There was an increase in the proportion of PwK citing this shelter type across all three regions, compared to June 2015, with the sharpest rise reported in the West, increasing from 38% in June 2015 to 82% in February 2016. This indicates that a large proportion of IDPs are living in private accommodation where they are required to pay monthly rental costs. While this may represent a more secure type of accommodation than collective public spaces or unfinished buildings, it can put IDP residents at higher risk of impoverishment and evictions, given the financial burden that rental payments can represent for this group. Whereas IDP populations living in camp settings and collective spaces may benefit from their greater visibility and accessibility, dissemination of information and distribution of humanitarian assistance are much more difficult in private shelter settings. However, they should be entitled to a level of protection and assistance equal to their specific needs.⁷⁷

⁷⁷ UNHCR, Protecting Internally Displaced Persons: A Manual for Law and Policymakers, <http://www.unhcr.org/50f955599.pdf>, October 2008.

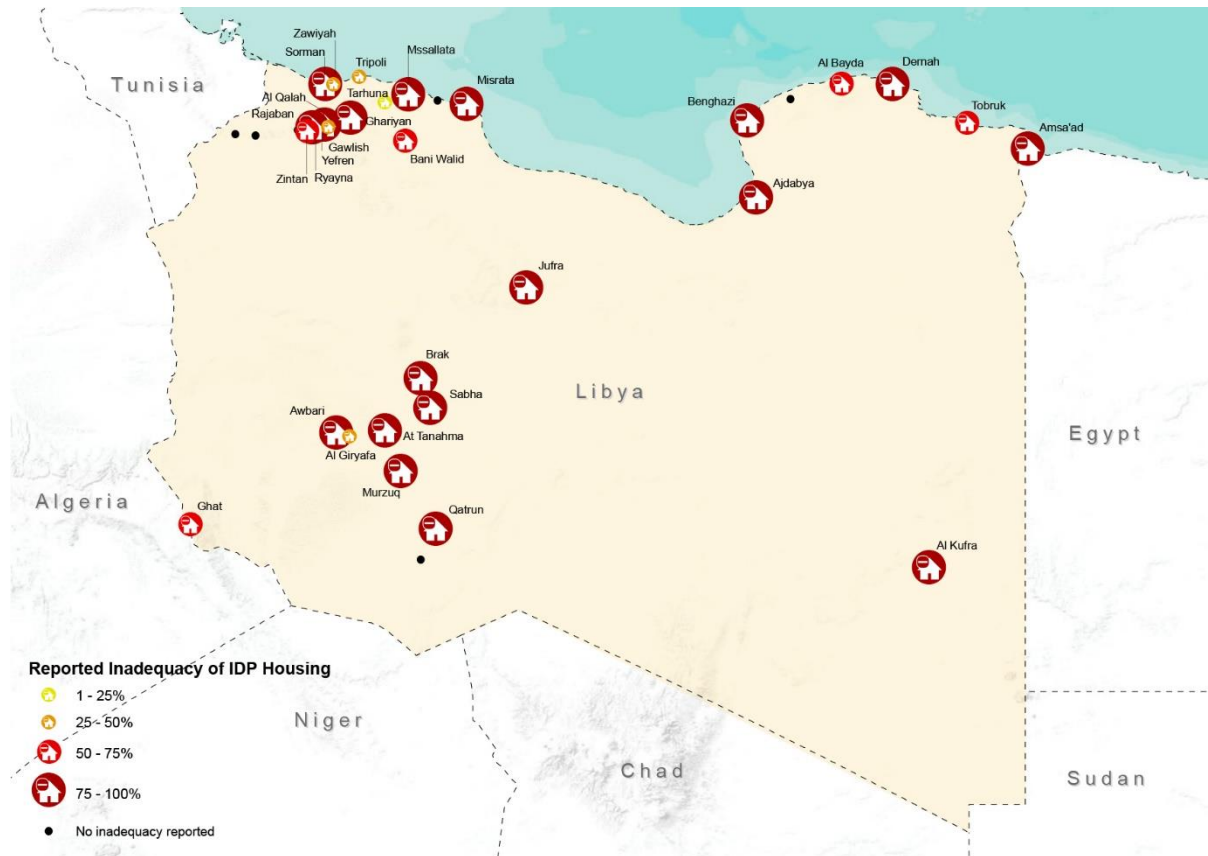
Table 8: % Respondents (selecting up to three types of housing) reporting most common types of IDP housing in their city/village, by region (2015/2016)

Type of IDP housing:	June 2015			February 2016		
	South	West	East	South	West	East
Rented apartment or house only living with family	96%	38%	61%	100%	82%	94%
Rented apartment or house shared with other families	77%	20%	27%	78%	52%	36%
Hosted by families or volunteers	45%	21%	46%	28%	84%	83%
Unfinished apartment or house	60%	23%	22%	78%	35%	4%
Collective public space not usually used for shelter	4%	9%	46%	6%	19%	65%
Private space not usually used for shelter	6%	2%	9%	0%	3%	5%
Hotel	0%	4%	16%	0%	0%	1%
Tent	0%	2%	0%	0%	5%	0%
Cave/natural shelter	0%	0%	0%	0%	3%	0%

The proportion of respondents citing unfinished apartments or houses as one of the most common types of IDP housing in their community increased from 60% in the South in June 2015 to 78% in February 2016 and from 23% to 35% in the West. However, IDPs relying on this precarious type of housing reportedly decreased from 22% to only 4% the East of Libya. There was a rise in the number of PwK reporting on IDPs living in collective public spaces not intended for shelter purposes across all three regions, however there was a particularly high proportion of respondents reporting this type of IDP shelter in the East, at 65%. These types of housing are characterised by shared WASH facilities, limited privacy, lack of adequate insulation, insecurity and the presence of health and safety hazards to IDP occupants. When IDPs are temporarily sheltered in important public buildings such as schools, consultations with host communities are needed to facilitate the rapid resumption of classes through prioritized provision of alternative shelter.⁷⁸

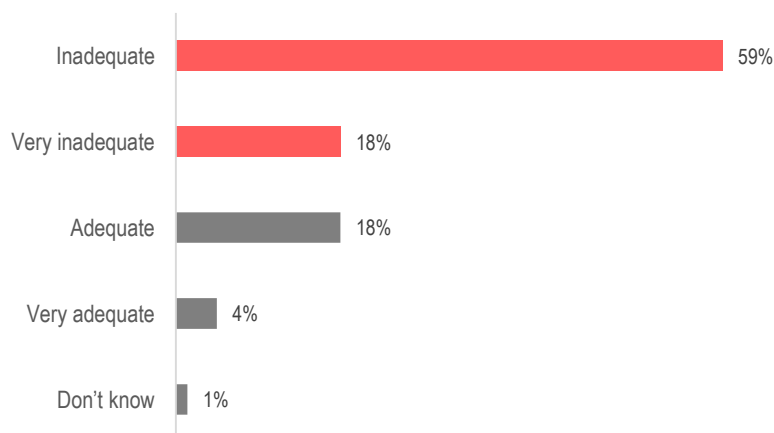
⁷⁸ Ibid.

Map 6: Proportion of PwK reporting that most IDP housing in their city/village is inadequate, whole of Libya



When asked to rate the level of adequacy of IDP housing in the community, the vast majority of PwK stated that the type of accommodation lived in by most IDPs in their city or village was of inadequate or very inadequate standard, at 77% overall. A mere 4% perceived IDP housing to be very adequate. This result underlines findings indicating that a large number of IDPs are still reliant upon unfinished or insecure types of accommodation in the community, such as incomplete apartment buildings, schools or other collective spaces, rendering them more vulnerable to external threats. IDPs often inhabit impoverished neighbourhoods where shelter and access to basic services is already sub-standard.

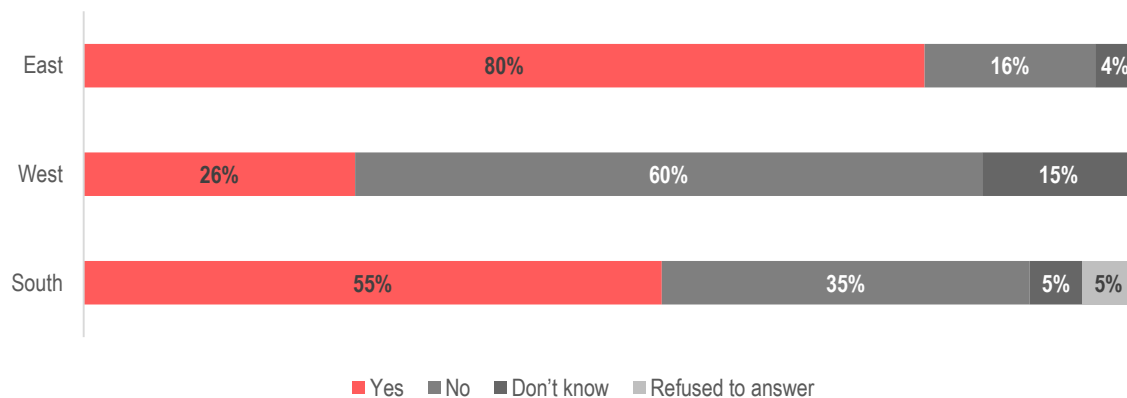
Figure 24: % Respondents reporting adequacy of most IDP housing in their city/village, whole of Libya



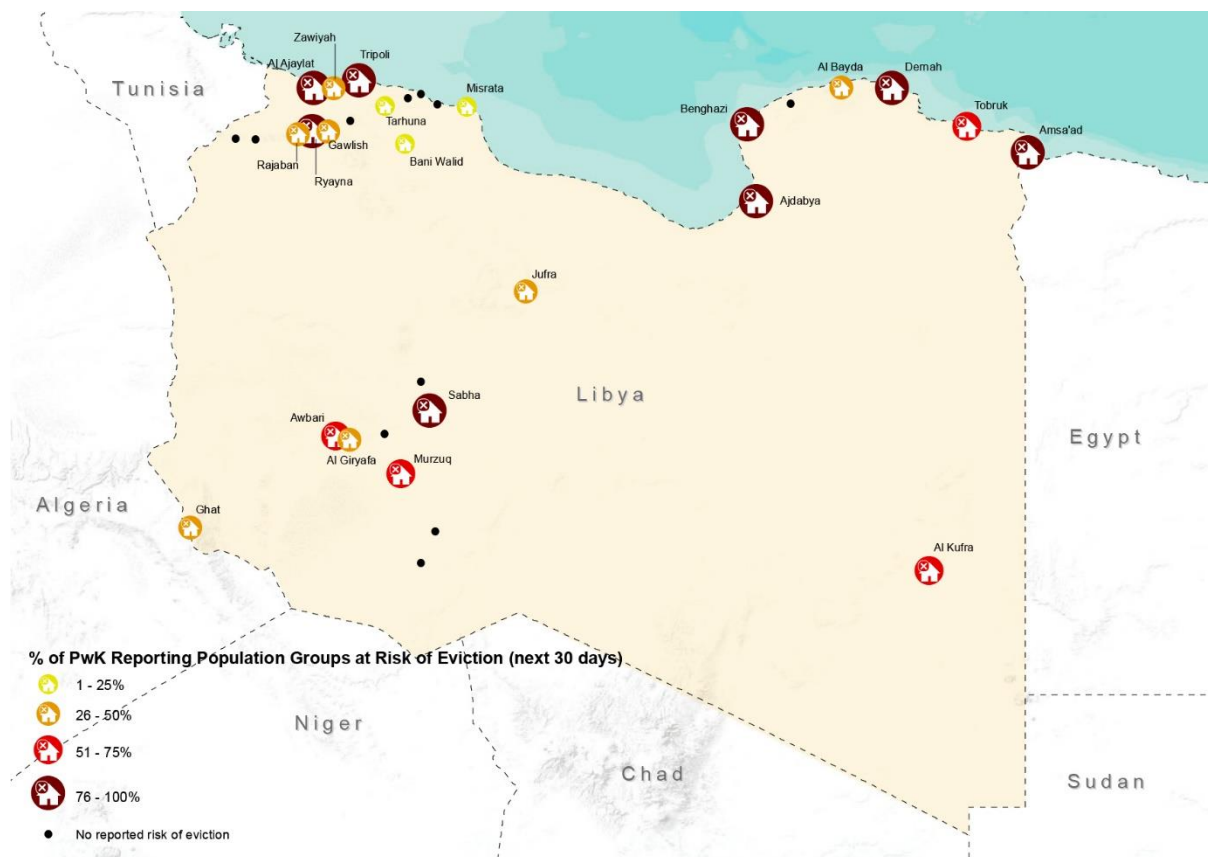
Risk of eviction

In Libya, the threat of eviction poses a real risk to residents who are unable to pay regular rent instalments, do not have legal permission to reside in their current housing, or are living in conflict-affected areas. PwK were asked to state if any population groups in their city or village were at risk of eviction in the next 30 days. Findings show that the reported risk of eviction is significantly higher in the East of Libya at 80% than in the rest of the country. However, the majority of PwK in the South also reported that population groups in their community were at risk of eviction at 55%, with the lowest reported risk of eviction in the West, at 26%. The higher risk of eviction reported in the East is likely to reflect the comparatively larger proportion of IDPs that are currently residing there, particularly around Benghazi, which is a densely population urban centre. The reportedly high risk of eviction in this area will put IDP families in a precarious shelter situation.

Figure 25: % Respondents reporting population groups at risk of eviction in their city/village over the next 30 days, by region

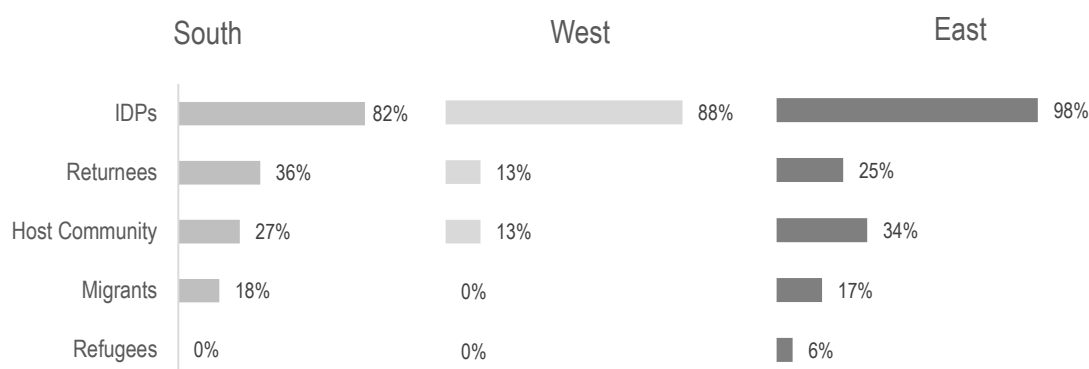


Map 7: % PwK reporting awareness of population groups that are at risk of eviction in their city/village in the next 30 days, whole of Libya



An overwhelming majority of PwK across Libya reported that IDPs were a key population group at risk of eviction during the 30 days following the assessment, with 82% in the South, 88% in the West and 98% in the East. Inevitably, the transient and unstable status of IDPs living among the host community, their reduced access to livelihoods, and their greater number, puts them at a comparatively higher risk of eviction than other population groups. Further, stop-gap shelter solutions and short-term rental leases, relied upon by a large number of IDPs, are more likely to be viewed unfavourably by landlords and local authorities. The reported risk of eviction did not vary considerably between the host community and returnees, with similar findings recorded across all three regions of Libya for both population groups. Only a limited proportion of PwK reported that migrants and refugees were at risk of imminent eviction, which may be due to their comparatively smaller numbers and therefore their comparatively lower level of visibility in the community.

Figure 26: Population groups reported to be at risk of eviction over the 30 days following the assessment, by region



According to respondents, the most common reason for eviction was an inability to pay the rent, with 46% stating that residents who were unable to support shelter costs due to an increase in rental costs were at risk of eviction followed by 23% indicating that residents unable to pay their rent, despite no rise in rental costs were also at risk. This further suggests that a lack of access to livelihoods, delayed salaries, depleted savings and limited access to funds leaves residents increasingly vulnerable to eviction. Tribal or community tensions was the third most commonly reported reason for eviction, indicating that some residents risk being forced out of their current accommodation by rival population groups, or factions. When disaggregating findings further there was a great deal of variability according to region. The East was indicated to be most hard hit by unaffordable rents, with 53% stating that this was due to an increase in rental costs, whereas a greater of respondents in the South and the West reported the presence of tribal or communal tensions were to blame for the risk of eviction, with 55% and 31% respectively.

Figure 27: Most common reported reason for the risk of eviction in a city/village, whole of Libya

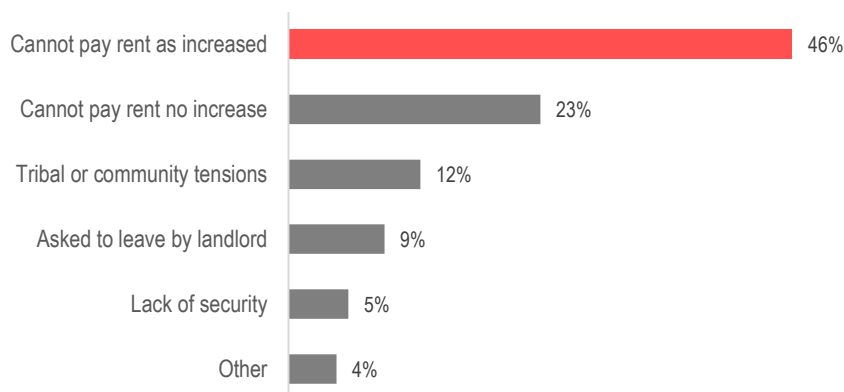


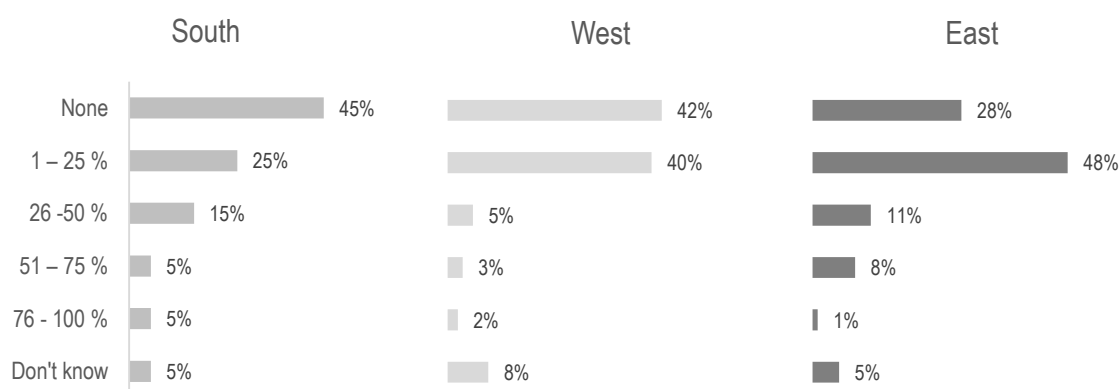
Table 9: Most commonly reported reasons for the risk of eviction, by region

Reason for eviction risk	East	South	West
Cannot pay rent as increased	53%	27%	31%
Cannot pay rent not due to increase	27%	9%	19%
Tribal or community tensions	0%	55%	31%
Asked to leave by landlord	9%	0%	13%
Lack of security	6%	9%	0%
Other	5%	0%	6%

Reported proportion of houses damaged:

The protracted armed conflict and indiscriminate shelling of residential areas in Libya has left some areas of housing damaged or destroyed. In order to gauge the severity of destruction to housing in different regions of Libya since May 2014, respondents were asked to identify the proportion of houses in their city or village that had been damaged since then. PwK in the South (45%) and the West (42%) most commonly stated that no housing had been damaged or destroyed in their city or village, in contrast, the largest proportion of PwK in the East (48%) reported that 1-25% of houses had been damaged since May 2014. Figure 29 below, indicates increased intensity of the conflict affecting residential areas in the East of Libya than in other regions.

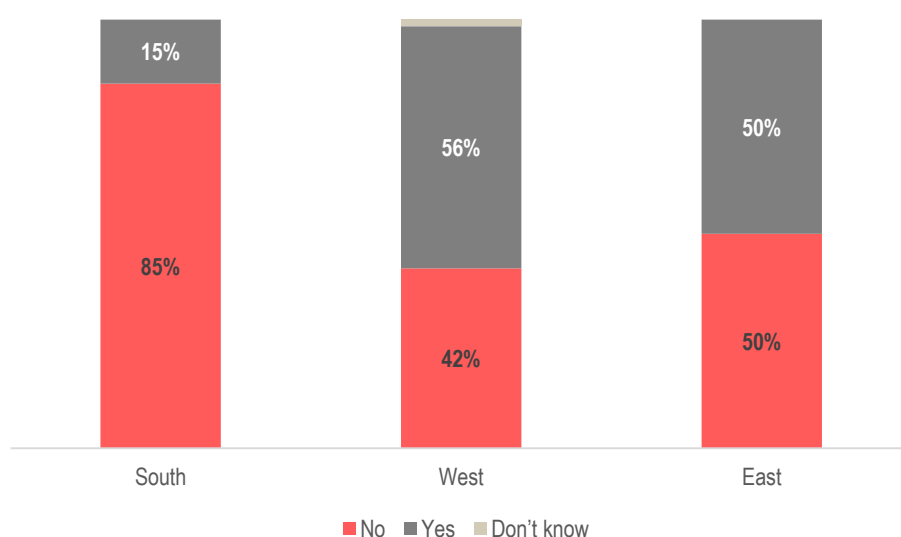
Figure 28: Reported % of houses damaged since May 2014 conflict, whole of Libya



Shelter NFIs:

The majority of PwK in the West reported that NFI support was available in their city or village, at 56%, followed by the East at 50%. The lowest availability of NFI support was reported in the South of Libya, with only 15% of PwK reporting that NFI support was available in their city or village. This disparity can be attributed to low levels of access in the South due to logistical challenges and security concerns.

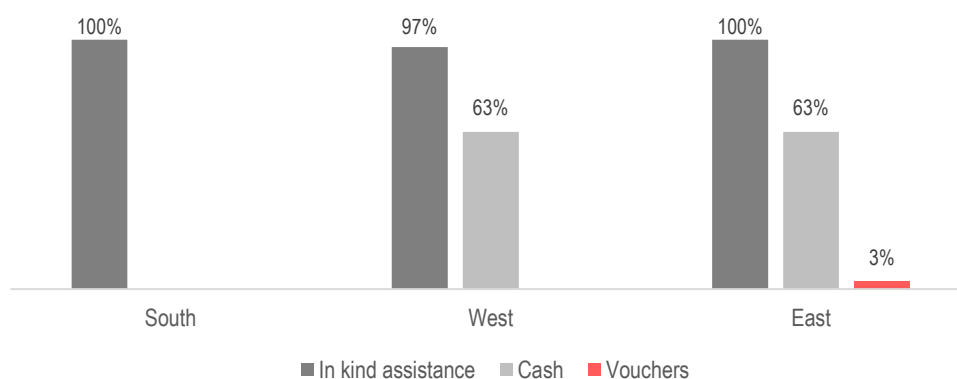
Figure 29: Reported availability of NFI support in respondent's city/village, by region



The most commonly cited type of NFI support reported by respondents across all three regions of Libya was in kind assistance, with almost 100% of all respondents indicating this type of support. This was followed by cash assistance in the West and the East with 63% each. Only 3% of PwK in the East cited the availability of NFI

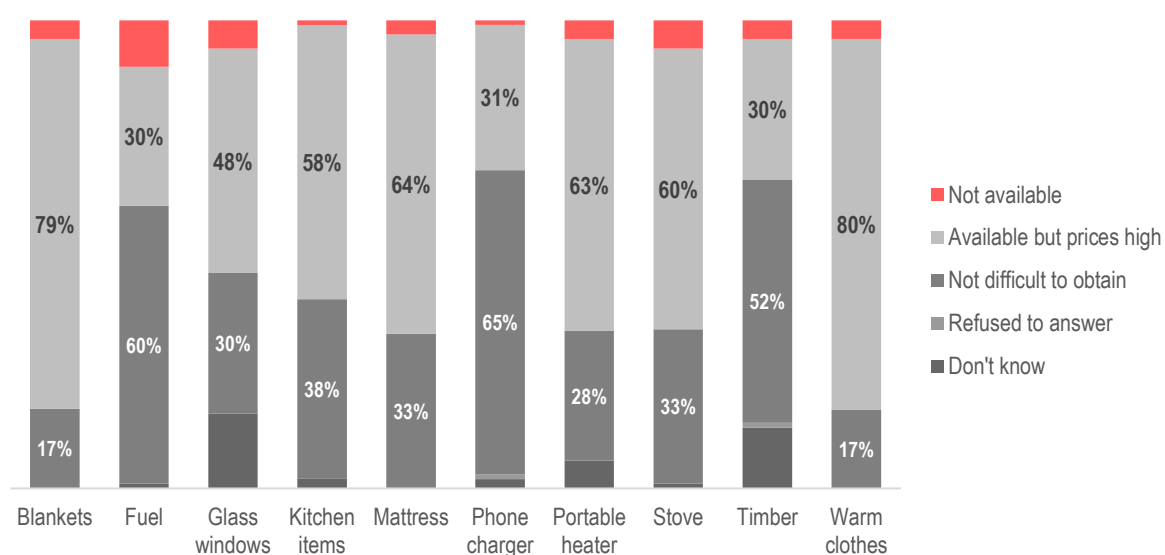
vouchers in their city or village. Due to limited banking system functionality and liquidity, in kind assistance represents an appropriate and feasible way of providing for shelter needs. In the 2015 Humanitarian Response Plan (HRP), NFI assistance has taken the form of distribution of a variety of kits, tailored to specific needs, including Hygiene Kits, Baby Kits, Kitchen Sets, Resettlement Kits and Winterization Kits.⁷⁹

Figure 30: Types of Shelter NFI support available, reported by respondents citing availability of NFI support in their city, by region



With regards to the availability of NFIs in Libya, phone chargers, fuel and timber were all identified as easy to obtain by the majority of PwK. However, the following NFI items were said to be available but with high prices by the majority of respondents; warm clothes, blankets, portable heater, kitchen items, mattress, and stoves. This indicates that a number of key winterization NFIs that would enhance the adequacy of living conditions for IDPs and other population groups during the cooler winter months were difficult to obtain at the time of assessment.

Figure 31: % Respondents reporting availability of Shelter NFIs, whole of Libya



The top reported shelter NFI for both the South (55%) and West of Libya (50%) was blankets, while in the East of Libya, it was fuel with a total of 26%. The second and third most commonly cited shelter NFIs were also winterisation items, with warm clothes and portable heater cited within this category. This result can be attributed to the winter season, with colder temperatures affecting the region at the time of assessment hence making winterization NFIs a high priority.

⁷⁹ HRP 2015, http://reliefweb.int/sites/reliefweb.int/files/resources/libya_hrp_final_19_11_2015.pdf

Table 10: Reported priority Shelter NFIs, whole of Libya

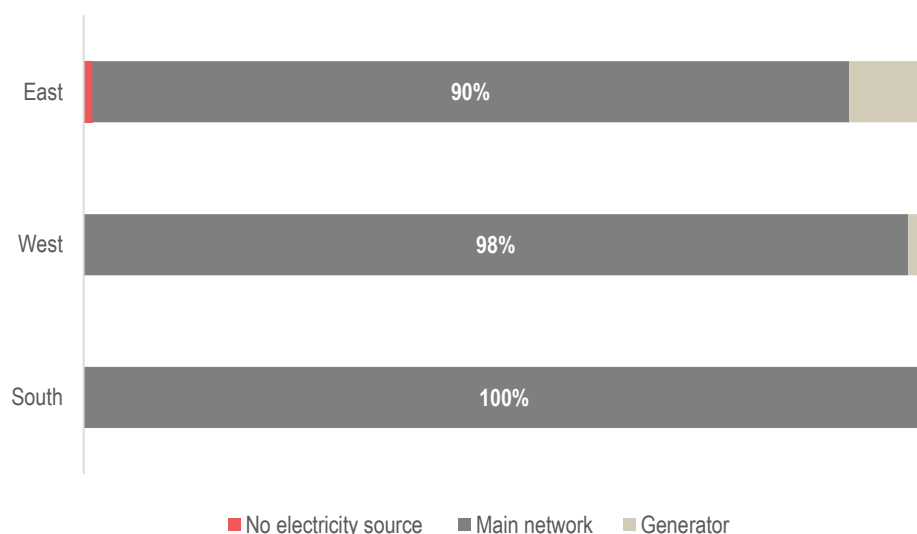
Region of Libya	Rank	Priority Shelter NFI
South	1st	Blankets
	2nd	Warm clothes
	3rd	Portable heater
West	1st	Blankets
	2nd	Portable heater
	3rd	Warm clothes
East	1st	Fuel
	2nd	Portable heater/Blankets/Warm clothes
	3rd	Warm clothes

The vast majority of respondents across all regions reported that the population in their city or village relied on the main network for their main source of electricity, with 100% in the South, 98% in the West and 90% in the East citing this response in February 2016. In late 2015, the Tripoli-based prime minister announced that they would import electricity from Egypt and Tunisia and rent generators as the country continues to struggle with power outages, which can last up to 18 hours a day.⁸⁰ This new solution to electricity shortages could have contributed to stabilising the supply by February 2016, while the ongoing fighting has caused substantial damage to Libya's power grid, with foreign firms reluctant to deliver spare parts needed to repair power plants. Since the conflict began, Libya's biggest steel company and dozens of other businesses have been forced to close as a result of the electricity blackouts. The situation is reported to be most severe in the East where Benghazi has often only intermittent power supply.⁸¹

⁸⁰ Reuters, 'Libya to get electricity from Egypt, Tunisia to ease blackouts - Tripoli govt', <http://www.reuters.com/article/libya-power-idUSL5N10G1QJ20150805>, August 2015.

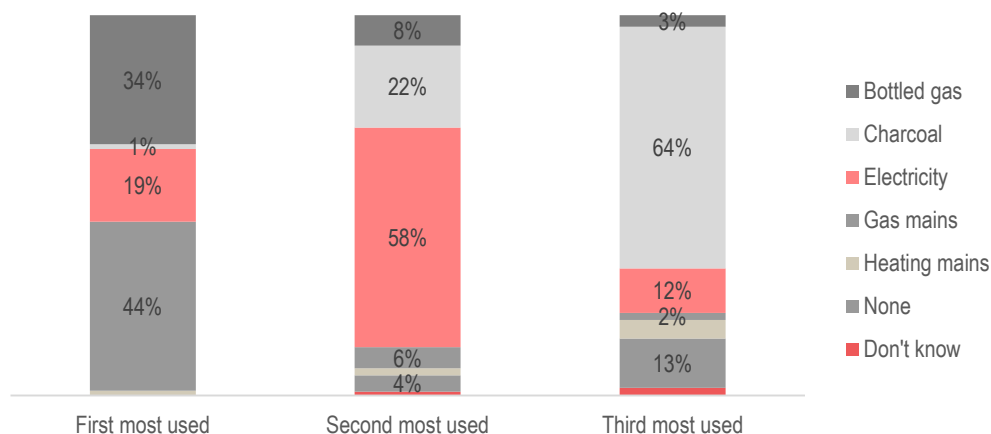
⁸¹ Ibid.

Figure 32: % Respondents reporting main source of electricity in their city/village, by region



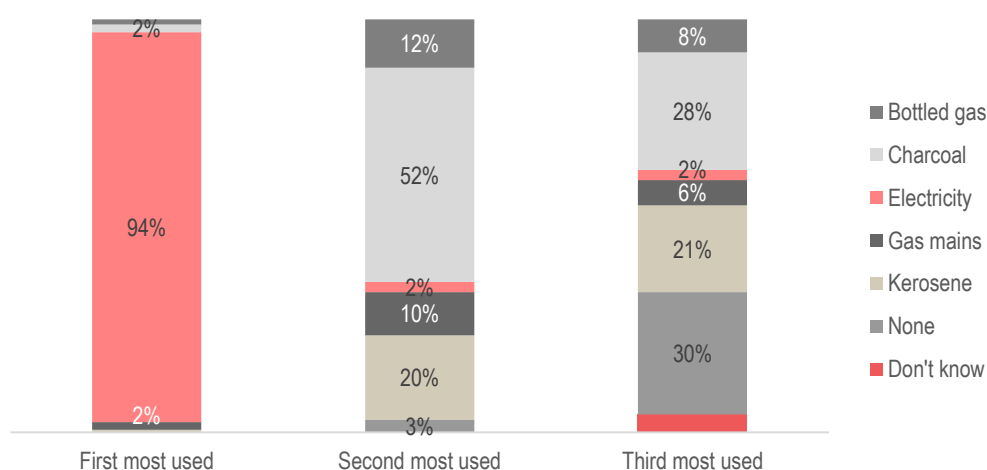
The first most commonly used cooking fuel reported by respondents was gas mains, with 44% citing this response. For the second most used cooking fuel electricity was cited, at 58%, while the third most used cooking fuel was charcoal with 64% indicating this response across all regions of Libya. An overwhelming majority of 94% reported that electricity was the number one heating fuel used by people in their community. This was followed by 52% citing charcoal as the second most commonly used heating fuel and 30% stating that there was no third type of heating fuel used. The prevalence of electricity usage for cooking and heating suggests that the electricity mains continues to provide power in Libya, if intermittently, despite the mains grid sustaining damage due to shelling and armed attacks.⁸²

Figure 33: % Respondents reporting top three most commonly used cooking fuels in their city/village, whole of Libya



⁸² Reuters, <http://www.reuters.com/article/us-libya-security-idUSKCN0UN0LN20160109>, January 2016.

Figure 34: % Respondents reporting top three most commonly used heating fuels in their city/village, whole of Libya



Main sources of income

IDPs face increased vulnerability due to loss of income and income-producing opportunities and other means to meet their essential needs.⁸³ Often, displacement will lead to the loss of livelihoods for all social classes and tends to separating them from important assets, resources and social networks, giving rise to an “impoverishment risk” for IDPs.⁸⁴ Barriers to accessing livelihoods for IDPs include, distance, discrimination in the workplace, reduced access to training and education, and competition with the host community. As a result, IDPs can become unnecessarily reliant on unstable types of employment in the informal economy, counting on unpredictable assistance, and unable to cover rental costs. Over the long-term, with reduced access to learning and livelihood opportunities, there is a risk that this will lead to a decline in self-sufficiency among IDP families, and indeed may already have had an affect given the low proportion of self-sufficiency reported earlier in this report.⁸⁵

The most commonly cited first source of income across all regions in Libya was salaried work, with 45% of PwK in the South, 52% in the West and 78% in the East citing this response. For the second main source of income the same trend can be observed, with pensions being the most commonly cited source of income for South, West and East Libya. While the national social security system represented the third main source of income for communities in the South of Libya, petty trade and small businesses were most commonly cited in West and East Libya. The fact that salaried work was the top reported source of income across Libya indicates that there is still some access to livelihoods, however limited.

Figure 35: % Respondents reporting top three sources of income in their city/village, by region

Region of Libya	Rank	Source of income	% Respondents
South	1st	Salaried work	45%
	2nd	Pension	40%
	3rd	National social security system	35%
West	1st	Salaried work	52%
	2nd	Pension	32%
	3rd	Petty trade/small business	29%
East	1st	Salaried work	78%
	2nd	Pension	35%

⁸³ UNHCR, <<http://www.unhcr.org/50f955599.pdf>>

⁸⁴ Ibid.

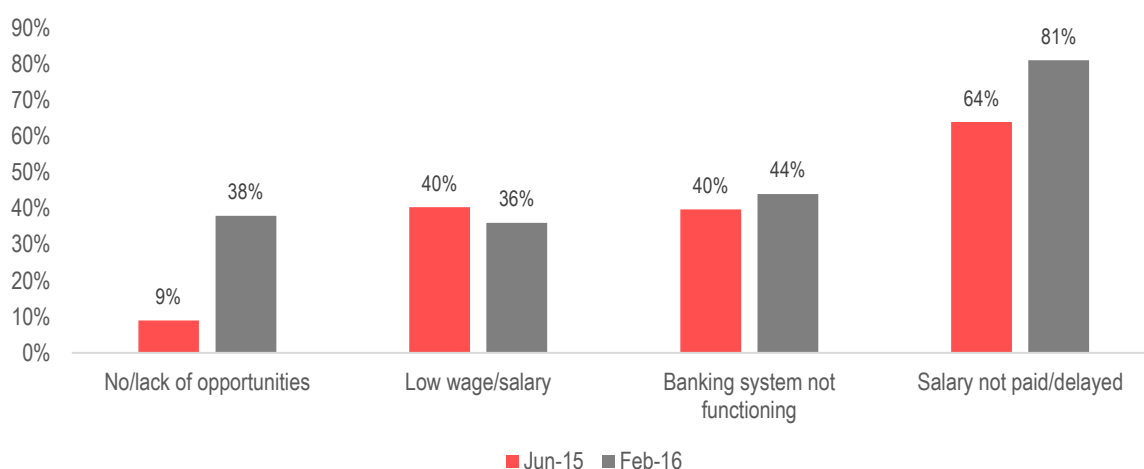
⁸⁵ Ibid.

3rd	Petty trade/small business	21%
-----	----------------------------	-----

Major challenges to income

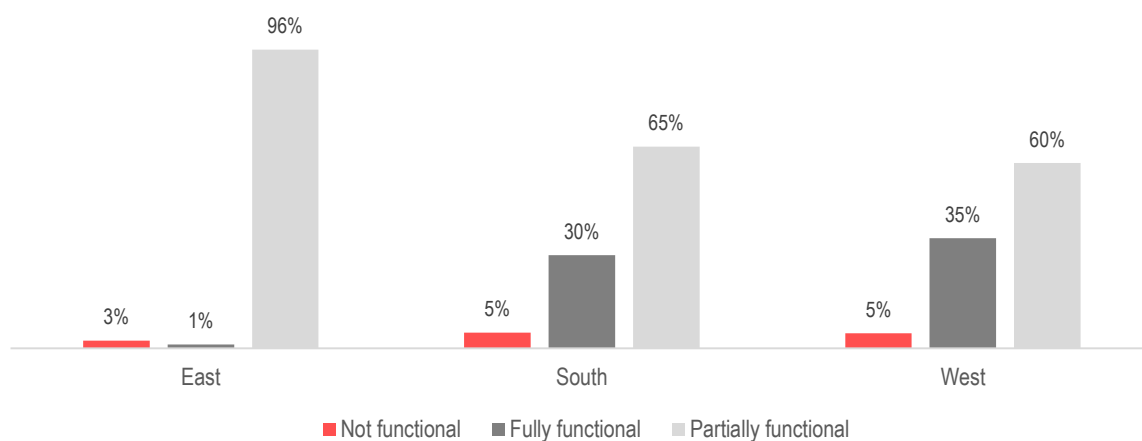
The most commonly reported challenge to income in both June 2015 and February 2016 was that salaries are not paid or are delayed with the vast majority of PwK citing this response (81%) in the IDP Protection Monitoring. This issue can be attributed, in part, to the limited functionality of banking services in Libya – the second most commonly cited challenge to income - linked to restricted access to cash and liquidity. These types of challenges are likely to affect IDPs more adversely than the host community due to their more precarious situation with regards to accessing livelihoods. Furthermore, reduced access to savings will prevent people from using important coping strategies to cover basic needs and rental costs.

Figure 36: Reported major challenges to income in PwK's city/village, whole of Libya (2015/2016)



The majority of PwK across all regions of Libya indicated that banking systems were only partially functional in their city or village, with an overwhelming majority of 96% citing this response in East Libya. Meanwhile, West Libya had the most commonly reported fully functional banking system at 35% followed by the South at 30%. This lack of full functional banking systems will have had a significantly negative impact on the payment of salaries as well as reducing the ability of businesses to run effectively. What is more it represents an additional barrier to accessing funds needed to pay for accommodation.

Figure 37: Level of banking system functionality in respondent's city/village, by region



Shelter & NFIs sector priorities:

- IDPs in the East were indicated to rely more heavily on collective spaces not intended for shelter, such as schools or town halls, than their counterparts in the South and West of Libya, suggesting decreased access to accommodation in this region. There is a continuing need to find sustainable shelter solutions for IDPs that provide adequate living conditions, and do not create barriers to accessing important public infrastructure such as schools.
- IDPs were clearly indicated to be the population group most at risk of imminent eviction. It is evident that their more precarious living conditions and reduced access to employment opportunities make them more vulnerable to this type of threat. Inability to pay the rent was the most commonly cited reason for risk of eviction in the East. The large influx of IDPs into the region, particularly in the area surrounding Benghazi, is likely to have driven up rental prices significantly given the increased demand for housing. This serves to highlight an ongoing need for affordable shelter solutions for IDPs that provide security of tenure.
- 6 out of 10 basic shelter NFIs were reported to be difficult to obtain due to high prices. IDPs will be among those most acutely affected by unaffordable NFIs, having left behind valuable assets and possessions when fleeing their homes. This indicates an ongoing need for shelter assistance to be provided to vulnerable groups with reduced access to basic shelter items.
- Blankets, portable heaters and warm clothes were identified as the top priority NFI needs. The cold winter climate will have a particularly adverse effect on IDPs living in makeshift shelters in camp settings, unfinished buildings and collective public spaces lacking sufficient insulation. This highlights the need for timely distribution of winterization kits to those most in need.
- Delayed payment of salaries, exacerbated by the lack of banking functionality and reduced access to liquidity will make it harder for all population groups to meet their basic needs. This highlights a continuing need for cash assistance to be provided to the most vulnerable groups. Meanwhile, steps should also be taken to ensure that IDPs do not fall into long-term dependency on external assistance during displacement, for instance by providing technical and vocational training programmes and securing non-discrimination in access to employment.⁸⁶
- Similarly, challenges to incomes are directly linked to the main reported risk of eviction given that a lack of access to livelihoods diminishes the ability of people to cover rental costs.

Water, Hygiene and Sanitation

Following displacement in many cases, the supply of potable water and sanitation services where IDPs find themselves displaced may be inadequate or non-existent – especially in informal camp settings, unfinished buildings or collective public spaces not intended for shelter purposes. The lack of sufficient safe drinking water can have a negative impact on IDPs, both in terms of their health and wellbeing, and in terms of the additional strain placed on IDP-host community relations if local water resources are contested. A lack of water supply can heighten tensions, particularly if it is needed not only for personal needs but also for economic activities, such as for agricultural purposes.⁸⁷

The HNO reports an estimated 680,000 people in need of humanitarian assistance to meet their basic water and sanitation needs, who are lacking access to potable drinking water and essential hygiene and sanitation items.⁸⁸ The protracted armed conflict has resulted in significant disruptions to the main water network, with public WASH infrastructure damaged and in urgent need of rehabilitation. Areas where IDPs are residing, such as camps and impoverished neighbourhoods are more likely to be disconnected from the main water network.

⁸⁶ UNHCR, Protecting Internally Displaced Persons: A Manual for Law and Policy Makers, <<http://www.unhcr.org/50f955599.pdf>>

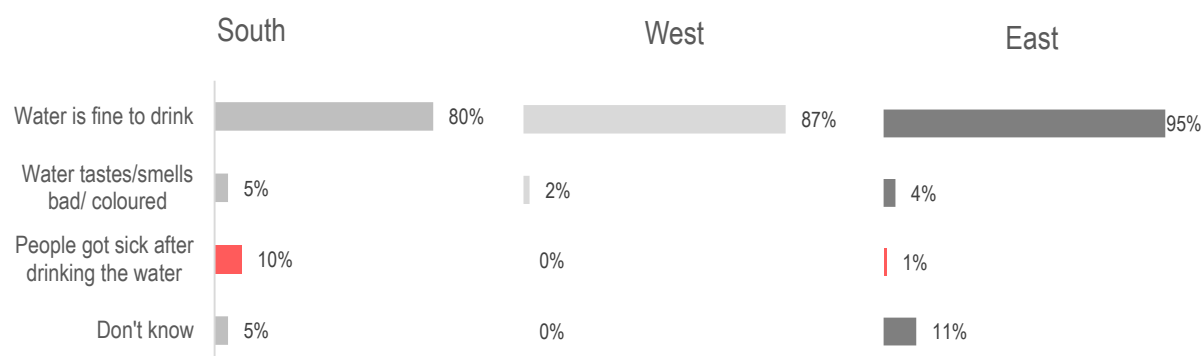
⁸⁷ Ibid

⁸⁸ HNO, 2015.

Source of drinking water

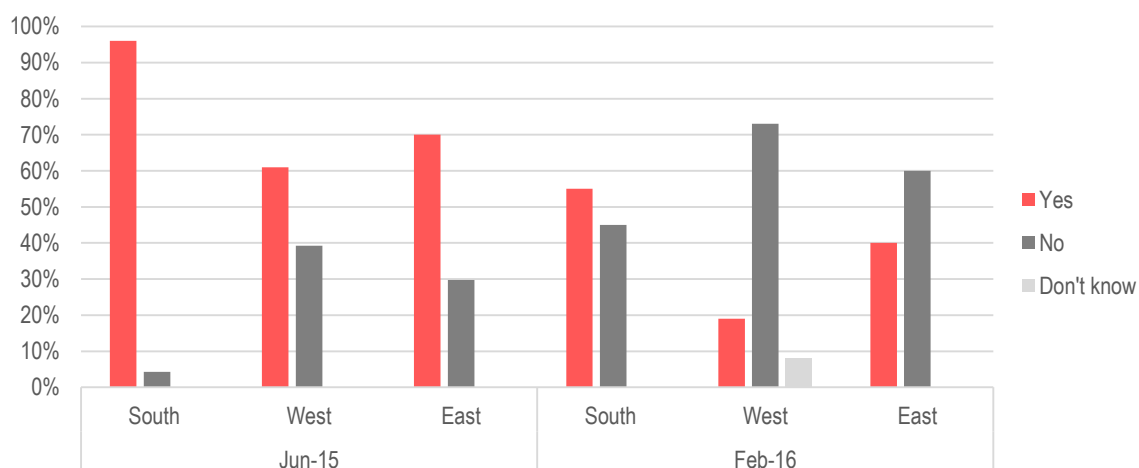
According to 83% of PwK, the main water network remains the primary source of drinking water for the population, representing no change in primary drinking water source since the June 2015 MSNA. The majority of respondents in all three regions stated that water was safe to drink, with 80% in the South, 87% in the West and 96% in the East specifying this response. However, it should be noted that 10% of PwK in the South and 1% in the East indicated that people had become sick after drinking water from the main network.

Figure 38: % Respondents reporting perceived drinking water quality (from main network), by region



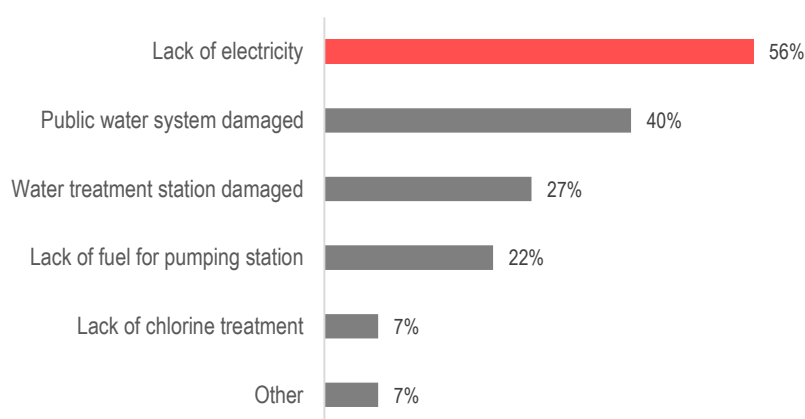
Over a third of PwK, 34%, stated that there had been a reduction in the volume of safe water available in their city or village during the 30 days prior to assessment. When disaggregating by region, the majority of respondents in the South indicated that there had been a reduction in the volume of safe water available at 55% of PwK overall, while this trend was reversed for the West and East of Libya between June 2015 and February 2016.

Figure 39: % Respondents reporting a reduction in the volume of safe water available in their city/village in the last 30 days, by region



For PwK citing a reduction in the volume of safe water, a lack of electricity was cited as the top reason for this, with 56% indicating this response. This serves to highlight that shortcomings in the electricity network can have an adverse effect on both Shelter and WASH basic needs in Libya. This was followed by 40% reporting that the public water system was damaged and a further 27% indicating damage to water treatment stations, suggesting that the primary drinking water source supplying all three regions of Libya has come under severe strain, requiring intensified maintenance and rehabilitation efforts.

Figure 40: Reported reasons for reduction in the volume of safe drinking water, whole of Libya

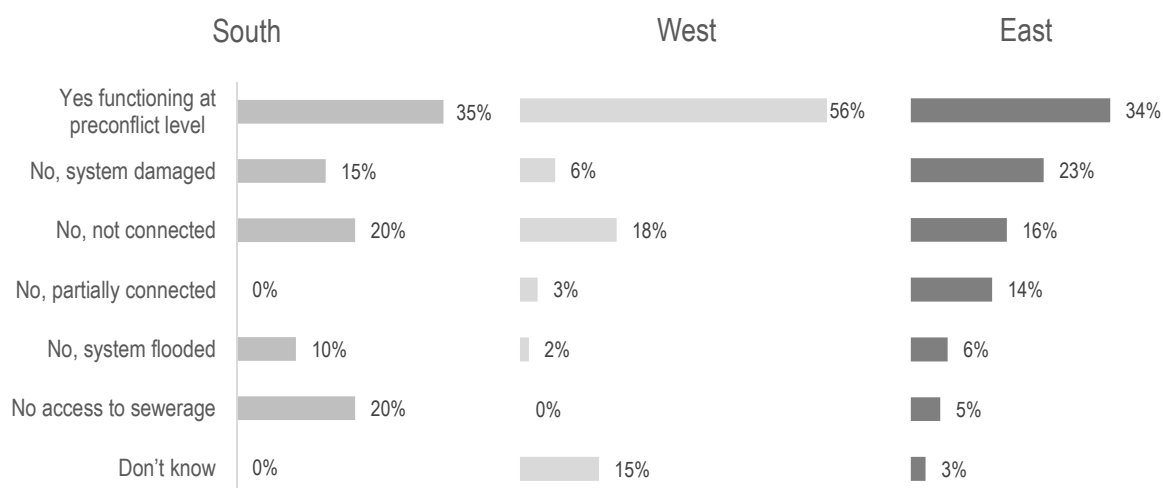


Sanitation

To gauge the provision of sanitation services in the community, respondents were asked to indicate the status of sewerage system functionality in their city or village. The most commonly cited response for South, West and East Libya was that the sewerage system was functioning at pre-conflict level, with 35%, 56% and 34% of PwK from each respective region. Nevertheless, responses varied considerably according to region, and, overall, 17% reported that the sewerage system was not connected, while 15% reported that the system was damaged.

Furthermore, 20% of PwK in the South stated that there was no access to sewerage in their community, compared to 5% in the East and 0% in the West. These results highlight the urgency of vital repairs and rehabilitation of the wider sewerage network in Libya, without which communities are in danger of facing deteriorating sanitation conditions and water contamination, which may already represent a severe public health risk in some areas, particularly those currently reported to be disconnected from a sewerage system.

Figure 41: % Respondents reporting level of sewerage system functionality, by region



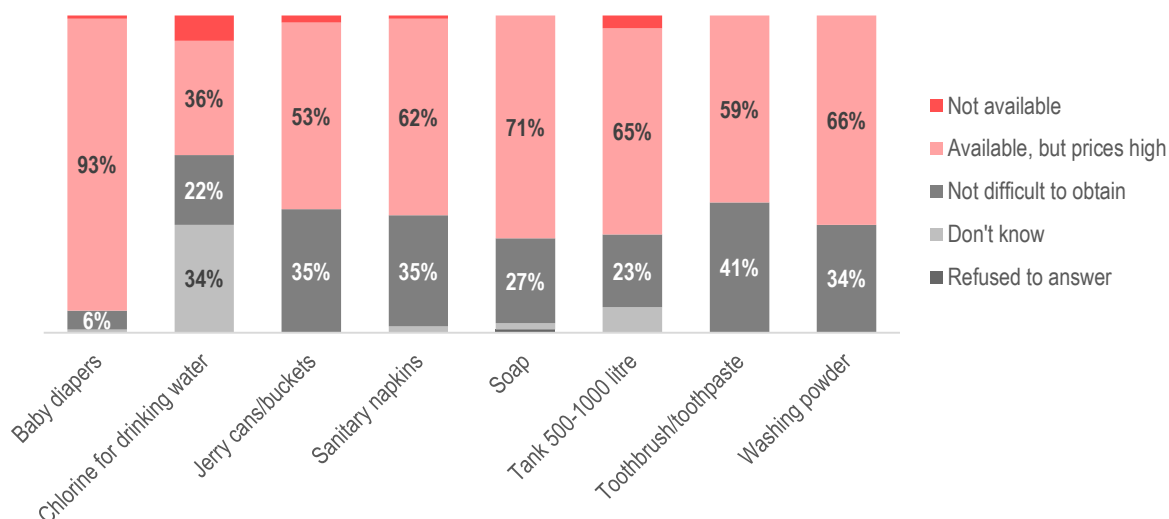
Availability of WASH NFIs:

Almost all WASH NFIs were reported to be available in South, West and East Libya, however, the majority were indicated to be highly priced. The three WASH NFIs that were most commonly cited as difficult to obtain due to high prices, across all regions, were baby diapers (93%), soap (71%) and washing powder (66%). When disaggregated by region, the WASH NFI most commonly cited as not available at all in the South and the West

was chlorine for drinking water, with 30% and 11% respectively, while in the East it was tanks (with a 500-1000 litre capacity), with 5% of respondents indicating this response.

Overall, the availability of hygiene and sanitation products was notably lower in the South than in the West and East of Libya. Paired with the 20% of Southern PwK reporting the absence of any connection to a sewerage system, this could contribute to a severe decline in WASH conditions in the region. The comparatively lower availability of WASH NFIs in the South may be attributed to lower access levels in the region due to distance and other logistical constraints inhibiting supply routes.

Figure 42: Reported level of availability of WASH NFIs, whole of Libya

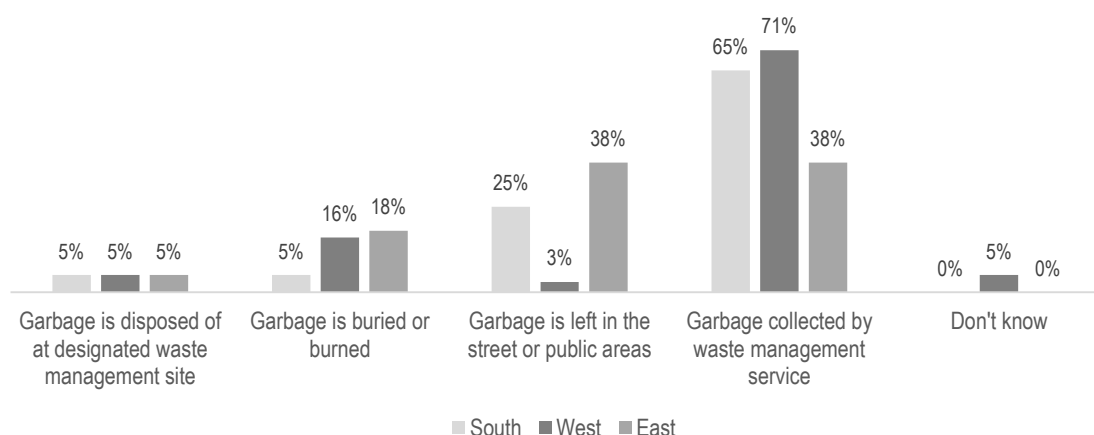


Solid waste management

While the most commonly cited type of solid waste management across all regions of Libya was the collection of garbage by waste management services in both June 2015 and February 2016, some PwK continued to report negative coping strategies in their communities for dealing with the disposal of solid waste. Most notably, there was an increase in the proportion of PwK in South and East Libya stating that the main form of solid waste disposal was for garbage to be left in the street or public areas, rising from 21% in June 2015 to 25% in February 2016 in the South, and from 25% to 38% in the East. In addition, there was a rise in the proportion of PwK reporting that

garbage in their community was buried or burned for the South, West and East of Libya. These changes over time are indicative of a decline in the provision of solid waste disposal municipal services.

Figure 43: Main reported types of solid waste disposal in respondent's city/village, by region



WASH sector priorities:

- The indicated lack of sewerage system functionality compounded by the negative coping strategies reported to be relied upon to dispose of solid waste in some areas could be exacerbated by further influxes of IDPs into urban areas, or the trend of return. This points to an urgent need to rehabilitate disconnected and damaged sewerage networks, as well as reinforcing sanitary waste management mechanisms. Continuing monitoring and evaluation of wash standards will help to ensure that IDPs can exercise their right to adequate water services and sanitation facilities.
- The reported reduction in the volume of safe water available to the population suggests that water may already have become a contested resource between different population groups. The most commonly cited reason for this reduction was a lack of electricity to power water treatment stations, highlighting a need for further mains electricity grid maintenance works.
- The majority of WASH NFIs were reported to be unaffordable, with baby diapers indicated by the largest proportion of PwK to be available but highly priced, with 93% indicating this response, followed by soap (71%) and washing powder (66%). For this reason, hygiene and sanitation standards, particularly among the displaced population who have fewer resources with which to purchase basic needs, are in danger of deteriorating. This underscores an ongoing need for the distribution of WASH kits to those most vulnerable of reduced access to basic WASH needs.

Displacement

An estimated 435,000 people have fled their homes in search of safety and security due to armed conflict and escalating violence since mid-2014.⁸⁹ This has in many cases put them at an increased risk of rights violations and exploitation. Most of the displaced are living in urban areas among the host community, with just over 100,000 IDPs living in collective centres, in the open, or in makeshift shelter or other buildings.⁹⁰ Limited coping capacities and loss of assets, particularly among displaced women, children, the elderly and those who are impoverished, render this population group particularly vulnerable in the context of ongoing conflict.

Comprehensive and reliable data on displacement in Libya is lacking due to weak local authorities and political divisions. As such, most figures are indicative only. The IOM's Displacement Tracking Matrix (DTM) has been able to provide key population figures on IDPs in a large number of locations across Libya. However, where gaps in their coverage remain, the IDP Protection Monitoring has sought to provide indicative IDP information at the city/village level through Key Informant interviews. Benghazi in the East and Misrata in the West were the two largest urban centres not included in the January round of IOM's DTM that the IDP Protection Monitoring incorporated. Indicative displacement findings for these two cities are outlined below.

Benghazi

In Benghazi PwK reported an average range of 194,897 – 275,138 total IDP individuals currently residing in the city,⁹¹ while the estimated length of displacement for IDPs living in Benghazi was stated to be 17-24 months on average. The top three reported areas of origin for IDPs in Benghazi were Ajdabya (43%), Sirte (22%), and Brega (8%). In terms of push and pull factors, the most commonly cited reason for IDP displacement, for those IDPs now residing in Benghazi, was that their area of origin was controlled by armed groups, with 43% of PwK indicating this response, followed by a general lack of safety (32%) and housing destroyed (22%). With regards to reasons for choosing Benghazi, PwK most commonly responded that IDPs had family or friends living in Benghazi, at 49%, while the main reason IDPs reported staying in Benghazi was to access income and shelter with 51% of PwK overall citing this response. At 76%, the majority of PwK stated that 1-25% of IDPs had some family members who had remained in their place of origin.

Table 11: Top three reported reasons for IDP displacement to Benghazi from area of origin

Response:	Reason for displacement	% Respondents
Ranked 1	Area controlled by armed groups	43%
Ranked 2	General lack of safety	32%
Ranked 3	Housing destroyed	22%

Table 12: Top three reported reasons for IDP arrival to Benghazi from area of origin

Response:	Reasons for arrival	% Respondents
Ranked 1	Family/friends live in the area	49%
Ranked 2	Safer environment	32%
Ranked 3	Better access to services	35%

⁸⁹ HNO Libya 2015.

⁹⁰ Ibid.

⁹¹ This figure includes IDPs from all areas of origin.

Table 13: Top three reported reasons for IDPs to stay in Benghazi

Response:	Reasons to stay	% Respondents
Ranked 1	Access to income/shelter	51%
Ranked 2	Family have good ties with host community	30%
Ranked 3	Protecting assets	19%

Misratah

In Misratah respondents reported an average range of 21,909 – 27,818 estimated IDP individuals currently living in the city with an average stay of 2 – 20 months.⁹² The number one city of origin for IDPs currently living in Misratah was reported to be Benghazi with 92% of respondents, followed by Sirte as the most commonly cited second city of origin, also with 92%, and Awbari as the most commonly reported third city of origin with 67% of Misratah based respondents citing this response. With regards to push and pull factors, a specific threat to IDP families was cited to be the top reason for displacement to Misratah with 42% of respondents citing this response. Meanwhile, a safer environment was reported to be the main ‘pull’ factor, with 83% citing this as the number one reason for IDP arrivals. Strong family ties with the host community was the top reported reason for IDPs choosing to stay in Misratah, with 58%.

Table 14 Top three reported reasons for IDP displacement to Misratah

Response:	Reason for displacement	% Respondents
Ranked 1	Specific threat against family	42%
Ranked 2	General lack of safety	42%
Ranked 3	Poor access to services	42%

Table 15: Top three reported reasons for IDP arrivals to Misratah

Response:	Reason for arrival	% Respondents
Ranked 1	Safer environment	83%
Ranked 2	Tribe live in the area	25%
Ranked 3	Better access to services/Better opportunities to relocate within Libya	33%

⁹² A total of 12 respondents from Misratah participated in the questionnaire and provided a high and low estimate of IDP individuals living in the city.

Table 16: Top three reported reasons for IDPs to stay in Misratah

Response:	Reason to stay	% Respondents
Ranked 1	Families have good ties with host community	58%
Ranked 2	Access to income/shelter	50%
Ranked 3	Other access routes less safe	67%

ANNEX 1: IDP PROTECTION MONITORING QUESTIONNAIRE

Hello, my name is _____. I work for _____. We are conducting a survey on behalf of UNHCR to provide current information on critical needs and priorities for humanitarian actors supporting vulnerable communities across Libya. There are questions relating to WASH, Shelter and NFIs, Livelihoods, Protection and Displacement (IDPs). We value your participation in this survey which should take approximately 30 minutes to conduct. Many thanks in advance for your cooperation.

A. GENERAL INFORMATION					
A.1.a	Type of interview	Phone / Face-to-face	A.1.b A.1.c	City City (other)	
A.1.d	Respondent's gender		A.1.e	Respondent's age	
A.1.f	Respondent's population group	IDP / Host Community / Returnee	A.1.g	Is respondent willing for name / contact details to be shared with other humanitarian partners?	Yes / No
A.2.a	Respondent's 1 st Sector of Knowledge		A.2.b	Does respondent have a 2 nd Sector of Knowledge?	
A.2.c	Respondent's 2 nd Sector of Knowledge		A.2.d	Does respondent have a 3 rd Sector of Knowledge?	
A.2.e	Respondent's 3 rd Sector of Knowledge	Protection / Displacement / Shelter & NFIs / WASH / Livelihoods			
B. DISPLACEMENT – **ONLY ASKED IN LOCATIONS NOT COVERED BY IOM'S DTM**					
B.1.a	What estimated % of your city's/village's pre-conflict population currently remains? (Select one)				<input type="checkbox"/> None <input type="checkbox"/> 1-25 % <input type="checkbox"/> 26 – 50 % <input type="checkbox"/> 51 – 75 % <input type="checkbox"/> 76 – 99% <input type="checkbox"/> 100% <input type="checkbox"/> Don't know <input type="checkbox"/> Refused to answer
B.1.b	What estimated % of your city's/village's population are currently IDPs? (Select one)				<input type="checkbox"/> None <input type="checkbox"/> 1-25 % <input type="checkbox"/> 26 – 50 % <input type="checkbox"/> 51 – 75 % <input type="checkbox"/> 76 – 99% <input type="checkbox"/> 100% <input type="checkbox"/> Don't know <input type="checkbox"/> Refused to answer
B.1.c	How many IDP individuals in total would you estimate currently live in your city/village?		<input type="checkbox"/> Provide high / low estimate <input type="checkbox"/> Don't know <input type="checkbox"/> Refused to answer		
B.1.d	Please provide high estimate:		High estimate _____ (IDP individuals in total estimated currently living in respondent's current city/village)		
B.1.e	Please provide low estimate:		Low estimate _____ (IDP individuals in total estimated currently living in respondent's current city/village)		
B.1.f	How many IDPs individuals in total would you estimate arrived in your city/village last month?		<input type="checkbox"/> Provide high / low estimate <input type="checkbox"/> Don't know <input type="checkbox"/> Refused to answer		

UNHCR IDP Protection Monitoring, Libya, February 2016

B.1.g	Please provide high estimate:	High estimate _____ (IDP individuals in total estimated arrived in respondent's current city/village last month)
B.1.h	Please provide low estimate:	Low estimate _____ (IDP individuals in total estimated arrived in respondent's current city/village last month)
B.2.a	What was the most common city of origin of IDPs that arrived in your current city/village during the last 30 days? (Ranked 1)	B.2.b If 'other' (please specify)
B.2.c	What was the second most common city of origin of IDPs that arrived in your current city/village during the last 30 days? (Ranked 2)	B.2.d If 'other' (please specify)
B.2.e	What was the third most common city of origin of IDPs that arrived in your current city/village during the last 30 days? (Ranked 3)	B.2.f If 'other' (please specify)
B.3.a	What percentage of households in the city/village are hosting displaced families?	<input type="checkbox"/> None <input type="checkbox"/> 1-25 % <input type="checkbox"/> 26 – 50 % <input type="checkbox"/> 51 – 75 % <input type="checkbox"/> 76 – 100 % <input type="checkbox"/> Don't know <input type="checkbox"/> Refused to answer
B.3.b	What is the most common length of displacement of IDPs in current city/village?	<input type="checkbox"/> Less than one month <input type="checkbox"/> 1-3 months <input type="checkbox"/> 4-6 months <input type="checkbox"/> 7-12 months <input type="checkbox"/> More than one year <input type="checkbox"/> Don't know <input type="checkbox"/> Refused to answer
B.3.c	What is the range of stay minimum for IDPs (in months)?	<input type="checkbox"/> Provide high / low estimate <input type="checkbox"/> Don't know <input type="checkbox"/> Refused to answer
B.3.d	Please provide high estimate:	What is the range of stay minimum for IDPs (in months)? _____ months
B.3.e	Please provide low estimate:	What is the range of stay maximum for IDPs (in months)? _____ months
B.4	What are the top 3 main reasons for displacement from IDP communities' areas of origin? Ranked 1: _____ Ranked 2: _____ Ranked 3: _____	<input type="checkbox"/> Housing destroyed <input type="checkbox"/> Area controlled by armed groups <input type="checkbox"/> General lack of safety in the area <input type="checkbox"/> Lack of opportunity to work <input type="checkbox"/> Poor access to basic services and facilities (school, hospitals) <input type="checkbox"/> Poor access to food <input type="checkbox"/> Previous conflict (2011) <input type="checkbox"/> Specific threat or violence against family <input type="checkbox"/> None <input type="checkbox"/> Other (please specify) <input type="checkbox"/> Don't know <input type="checkbox"/> Refused to answer
B.5	What are the top 3 reasons IDPs decide to come to this city/village? Ranked 1: _____ Ranked 2: _____	<input type="checkbox"/> Family or friends live in this area <input type="checkbox"/> tribe live in this area <input type="checkbox"/> Economic opportunities <input type="checkbox"/> Safer environment

	Ranked 3: _____	<input type="checkbox"/> Better access to basic services and facilities (schools, hospitals etc.) <input type="checkbox"/> Better access to food <input type="checkbox"/> Better opportunities to relocate to other location inside Libya <input type="checkbox"/> Better opportunities to move abroad <input type="checkbox"/> Other (please specify) <input type="checkbox"/> None <input type="checkbox"/> Don't know <input type="checkbox"/> Refused to answer
B.6	What are the top 3 reasons that IDPs say they stay in this city/village? Ranked 1: _____ Ranked 2: _____ Ranked 3: _____	<input type="checkbox"/> Access to employment income shelter <input type="checkbox"/> Family ties or good relations with host community <input type="checkbox"/> Other accessible locations/routes to other locations less safe than this village <input type="checkbox"/> Protecting assets <input type="checkbox"/> Cannot physically leave <input type="checkbox"/> No money to pay for movement <input type="checkbox"/> In transit (on the way somewhere else) <input type="checkbox"/> Other (please specify) <input type="checkbox"/> None <input type="checkbox"/> Don't know <input type="checkbox"/> Refused to answer
B.7.a	What percentage of IDP families in this city/village have members of family remaining in place of origin? (Select one)	<input type="checkbox"/> None <input type="checkbox"/> 1-25 % <input type="checkbox"/> 26 – 50 % <input type="checkbox"/> 51 – 75 % <input type="checkbox"/> 76 – 99 % <input type="checkbox"/> 100% <input type="checkbox"/> Don't know <input type="checkbox"/> Refused to answer
B.7.b	What percentage of households in this city/village have experienced multiple displacements? (Select one)	<input type="checkbox"/> None <input type="checkbox"/> 1-25 % <input type="checkbox"/> 26 – 50 % <input type="checkbox"/> 51 – 75 % <input type="checkbox"/> 76 – 99 % <input type="checkbox"/> 100% <input type="checkbox"/> Don't know <input type="checkbox"/> Refused to answer
B.8.a	Amongst the Pre-conflict population, how many individuals have left the city/village since the conflict began and later returned to it?	<input type="checkbox"/> Provide high / low estimate <input type="checkbox"/> Don't know <input type="checkbox"/> Refused to answer
B.8.b	Please provide a high estimate:	High estimate _____ (Number of individuals that have left the city/village since the conflict began and later returned to it)
B.8.c	Please provide a low estimate:	Low estimate _____ (Number of individuals that have left the city/village since the conflict began and later returned to it)
C. SHELTER & NFIs		
C.1.a	Do any IDP families living with hosts in this city/village provide compensation for their stay? (Select one)	<input type="checkbox"/> Yes this is common <input type="checkbox"/> Yes but not common <input type="checkbox"/> No <input type="checkbox"/> Don't know <input type="checkbox"/> Refused to answer

C.1.b	If yes, what is provided in exchange? (Select all that apply)	<input type="checkbox"/> Housework <input type="checkbox"/> Financial compensation <input type="checkbox"/> In kind contributions e.g. exchange of goods <input type="checkbox"/> Work for family outside home <input type="checkbox"/> Other (please specify) _____
		<div>C.1.c</div> <div>Other (please specify) _____</div>
C.1.d	What was the most common type of housing lived in by IDPs in this city/village during the last 30 days? (Select up to three):	<input type="checkbox"/> Rented apartment or house only living with own family <input type="checkbox"/> Rented apartment or house shared with other families <input type="checkbox"/> Unfinished apartment or house <input type="checkbox"/> Hosted by families or volunteers <input type="checkbox"/> Collective public space not usually used for shelter (e.g. School/Mosque) <input type="checkbox"/> Private space not usually used for shelter (Basement/Garage/Shop/Warehouse/ Worksite/Barn) <input type="checkbox"/> Hotel <input type="checkbox"/> Tent <input type="checkbox"/> Cave / natural shelter <input type="checkbox"/> Don't know <input type="checkbox"/> Refused to answer
C.1.e	How adequate is the accommodation lived in by most IDPs in this city/village? (Select one)	<input type="checkbox"/> Very adequate <input type="checkbox"/> Adequate <input type="checkbox"/> Don't know <input type="checkbox"/> Inadequate <input type="checkbox"/> Very inadequate <input type="checkbox"/> Refused to answer
C.1.f	What was the most common type of housing lived in by the host community and returnees in this city/village during the last 30 days? (Select up to three):	<input type="checkbox"/> Rented apartment or house only living with own family <input type="checkbox"/> Rented apartment or house shared with other families <input type="checkbox"/> Unfinished apartment or house <input type="checkbox"/> Hosted by families or volunteers <input type="checkbox"/> Collective public space not usually used for shelter (e.g. School/Mosque) <input type="checkbox"/> Private space not usually used for shelter (Basement/Garage/Shop/Warehouse/ Worksite/Barn) <input type="checkbox"/> Hotel <input type="checkbox"/> Tent <input type="checkbox"/> Cave / natural shelter <input type="checkbox"/> Don't know <input type="checkbox"/> Refused to answer
C.1.g	In %, how many houses have been damaged in this city/village by the recent conflict since May 2014? (Select one)	<input type="checkbox"/> None <input type="checkbox"/> 1-25 % <input type="checkbox"/> 26 – 50 % <input type="checkbox"/> 51 – 75 % <input type="checkbox"/> 76 – 99 % <input type="checkbox"/> 100% <input type="checkbox"/> Don't know <input type="checkbox"/> Refused to answer
C.2.a	Are there any population groups at risk of eviction in your city/village?	<input type="checkbox"/> Yes <input type="checkbox"/> No <input type="checkbox"/> Don't know <input type="checkbox"/> Refused to answer
C.2.b	If yes, Which population groups have been the most at risk of eviction in the next 30 days? (Select all that apply)	<input type="checkbox"/> IDPs <input type="checkbox"/> Host Community <input type="checkbox"/> Returnees

		<input type="checkbox"/> Other (please specify)	
		C.2.e	Other (please specify) _____
C.3	What source of electricity was used by the population in this city/village for the most hours during the last 30 days? (Select one)	<input type="checkbox"/> No electricity source <input type="checkbox"/> Main network <input type="checkbox"/> Generator <input type="checkbox"/> Don't know <input type="checkbox"/> Refused to answer	
C.4	<p>Among these items, are there any that you need that are difficult to obtain in any local markets in this city/village? (Asked for each item)</p> <p>soap / blankets / warm clothes / fuel / kitchen items / stove / moveable heater / mattresses / phone charger / timber / glass windows</p>	<input type="checkbox"/> Yes, not available <input type="checkbox"/> Yes, available but price too high <input type="checkbox"/> No <input type="checkbox"/> Don't know <input type="checkbox"/> Refused to answer	
C.5.a	Are people in your city/village able to access support with regards to non-food items?	<input type="checkbox"/> Yes <input type="checkbox"/> No <input type="checkbox"/> Don't know <input type="checkbox"/> Refused to answer	
C.5.b	If yes, what type of support is available? (Select all that apply)	<input type="checkbox"/> In kind assistance <input type="checkbox"/> Cash <input type="checkbox"/> Vouchers <input type="checkbox"/> Other (Please specify) <input type="checkbox"/> Don't know <input type="checkbox"/> Refused to answer	
		C.5.c	C.5.c Other (please specify) _____
C.6	<p>Where are community members in your city/village most likely to receive NFI support?</p> <p>Ranked 1: _____</p> <p>Ranked 2: _____</p> <p>Ranked 3: _____</p>	<input type="checkbox"/> Family and friends <input type="checkbox"/> Local community <input type="checkbox"/> Mosque <input type="checkbox"/> Government <input type="checkbox"/> International Organisation <input type="checkbox"/> Individuals <input type="checkbox"/> Local organization <input type="checkbox"/> None <input type="checkbox"/> Other (Please specify) <input type="checkbox"/> Don't know <input type="checkbox"/> Refused to answer	
C.7	<p>Of the following items, what are most needed by the community in your city/village?</p> <p>Ranked 1: _____</p> <p>Ranked 2: _____</p> <p>Ranked 3: _____</p>	<input type="checkbox"/> Blankets <input type="checkbox"/> Warm clothes <input type="checkbox"/> Fuel <input type="checkbox"/> Moveable Heater <input type="checkbox"/> Stove <input type="checkbox"/> Mattress <input type="checkbox"/> Kitchen items (ie. utensils, pots, pans) <input type="checkbox"/> Phone chargers <input type="checkbox"/> Timber <input type="checkbox"/> Glass windows <input type="checkbox"/> Soap <input type="checkbox"/> Other (Please specify) <input type="checkbox"/> Don't know <input type="checkbox"/> Refused to answer	

C.8.a	<p>What are the three most used types of fuel for heating in your city/village, ranked in order of usage?</p> <p>Ranked 1: _____</p> <p>Ranked 2: _____</p> <p>Ranked 3: _____</p>	<input type="checkbox"/> Electricity <input type="checkbox"/> Heating mains <input type="checkbox"/> Gas mains <input type="checkbox"/> Bottled gas <input type="checkbox"/> Charcoal <input type="checkbox"/> Kerosene <input type="checkbox"/> None <input type="checkbox"/> Don't know <input type="checkbox"/> Refused to answer	
C.8.d	<p>What are the three most used types of fuel for cooking in your city/village, ranked in order of usage?</p> <p>Ranked 1: _____</p> <p>Ranked 2: _____</p> <p>Ranked 3: _____</p>	<input type="checkbox"/> Electricity <input type="checkbox"/> Heating mains <input type="checkbox"/> Gas mains <input type="checkbox"/> Bottled gas <input type="checkbox"/> Charcoal <input type="checkbox"/> Kerosene <input type="checkbox"/> None <input type="checkbox"/> Don't know <input type="checkbox"/> Refused to answer	
D. PROTECTION			
D.1.a	<p>How is the relationship between internally displaced persons and residents that already lived in this city/village? (Select one)</p>	<input type="checkbox"/> Host community is receptive and likely to be for long period <input type="checkbox"/> Host community is receptive for limited period only <input type="checkbox"/> Tensions/hostility already exist between host community and internally displaced <input type="checkbox"/> Don't know <input type="checkbox"/> Refused to answer	
D.1.b	<p>Amongst the population in this city/village, did some families report having lost legal documentation because of the conflict (e.g. birth certificate, marriage certificates...)?</p>	<input type="checkbox"/> Yes <input type="checkbox"/> No <input type="checkbox"/> Don't know <input type="checkbox"/> Refused to answer	
D.1.c	<p>Are any groups in this city/village facing difficulties registering newborn children?</p>	<input type="checkbox"/> Yes <input type="checkbox"/> No <input type="checkbox"/> Don't know <input type="checkbox"/> Refused to answer	
D.1.d	<p>If yes – why? (Select all that apply)</p>	<input type="checkbox"/> Not aware of where to register new born children <input type="checkbox"/> Long waiting periods <input type="checkbox"/> Unclear on the process or lack of available information <input type="checkbox"/> Refused by registration entities <input type="checkbox"/> Other (Please specify) <input type="checkbox"/> Don't know <input type="checkbox"/> Refused to answer	
		D.1.e	Other (please specify) _____
D.1.f	<p>[if yes] Which population groups are the most at risk of facing difficulties registering their newborn children? (Select all that apply)</p>	<input type="checkbox"/> IDPs <input type="checkbox"/> Host Community <input type="checkbox"/> Returnees <input type="checkbox"/> Don't know <input type="checkbox"/> Refused to answer	

D.2.a	Has the presence of landmines/UXOs been reported in the proximity of workplaces/households in your city/village?	<input type="checkbox"/> Yes <input type="checkbox"/> No <input type="checkbox"/> Don't know <input type="checkbox"/> Refused to answer
D.2.b	If Yes, do people have access to go freely to these areas?	<input type="checkbox"/> Yes <input type="checkbox"/> No <input type="checkbox"/> Don't know <input type="checkbox"/> Refused to answer
D.2.c	Are you aware of any incidents of injury involving landmines/UXO in your city/village?	<input type="checkbox"/> Yes <input type="checkbox"/> No <input type="checkbox"/> Don't know <input type="checkbox"/> Refused to answer
D.2.d	If yes, who was injured? (Select all that apply)	<input type="checkbox"/> Child female (Less than 18 years) <input type="checkbox"/> Child male (Less than 18 years) <input type="checkbox"/> Adult female (Above 18 years) <input type="checkbox"/> Adult male (Above 18 years)
D.2.e	Are you aware of any incidents of death involving landmines/UXO in your city/village?	<input type="checkbox"/> Yes <input type="checkbox"/> No <input type="checkbox"/> Don't know <input type="checkbox"/> Refused to answer
D.2.f	If yes, who was killed? (Select all that apply)	<input type="checkbox"/> Child female (Less than 18 years) <input type="checkbox"/> Child male (Less than 18 years) <input type="checkbox"/> Adult female (Above 18 years) <input type="checkbox"/> Adult male (Above 18 years)
D.3.a	Are you aware of any incidents of injury involving small arms in your city/village?	<input type="checkbox"/> Yes <input type="checkbox"/> No <input type="checkbox"/> Don't know <input type="checkbox"/> Refused to answer
D.3.b	If yes, who was injured? (Select all that apply)	<input type="checkbox"/> Child female (Less than 18 years) <input type="checkbox"/> Child male (Less than 18 years) <input type="checkbox"/> Adult female (Above 18 years) <input type="checkbox"/> Adult male (Above 18 years)
D.3.c	Are you aware of any incidents of death involving small arms in your city/village?	<input type="checkbox"/> Yes <input type="checkbox"/> No <input type="checkbox"/> Don't know <input type="checkbox"/> Refused to answer
D.3.d	If yes, who was killed? (Select all that apply)	<input type="checkbox"/> Child female (Less than 18 years) <input type="checkbox"/> Child male (Less than 18 years) <input type="checkbox"/> Adult female (Above 18 years) <input type="checkbox"/> Adult male (Above 18 years)
D.4.a		<input type="checkbox"/> Yes

	Have you been made aware of or seen any messages in your city/village about the risks of UXO/Landmines?	<input type="checkbox"/> No <input type="checkbox"/> Don't know <input type="checkbox"/> Refused to answer	
D.4.b	Have you been made aware of or seen any messages in your city/village about the risks of Small Arms?	<input type="checkbox"/> Yes <input type="checkbox"/> No <input type="checkbox"/> Don't know <input type="checkbox"/> Refused to answer	
D.4.c	Are you aware of families in your city/village attending risk awareness sessions on the dangers of UXO/Landmines?	<input type="checkbox"/> Yes <input type="checkbox"/> No <input type="checkbox"/> Don't know <input type="checkbox"/> Refused to answer	
D.4.d	Are you aware of families in your city/village attending risk awareness sessions on the dangers of Small Arms?	<input type="checkbox"/> Yes <input type="checkbox"/> No <input type="checkbox"/> Don't know <input type="checkbox"/> Refused to answer	
D.5.a	Are you aware of reported cases of violence against women/girls in your city/village?	<input type="checkbox"/> Yes <input type="checkbox"/> No <input type="checkbox"/> Don't know <input type="checkbox"/> Refused to answer	
D.5.b	If yes, what type of violence? (optional response)	Enter text _____	
D.5.c	If yes, where have these women/girls been able to seek and obtain assistance? (Select all that apply)	<input type="checkbox"/> Hospital and health centres <input type="checkbox"/> Local authorities (including police) <input type="checkbox"/> Religious leaders <input type="checkbox"/> Community leaders <input type="checkbox"/> Tribes and local elites <input type="checkbox"/> Civil society organizations <input type="checkbox"/> International NGOs <input type="checkbox"/> UN agencies <input type="checkbox"/> Other (please specify) <input type="checkbox"/> Don't know <input type="checkbox"/> Refused to answer	
		D.5.d	Other (please specify) _____
D.5.e	How sufficient are the services available to support women/girls who have experienced violence in this city/village? (Select one)	<input type="checkbox"/> Very sufficient <input type="checkbox"/> Sufficient <input type="checkbox"/> Don't know <input type="checkbox"/> Insufficient <input type="checkbox"/> Very insufficient <input type="checkbox"/> Refused to answer	
D.6	How safe do members of the community in this city/village feel for their personal safety and security in their current place of residence? (Asked for each demographic) (Select one)	<input type="checkbox"/> Very unsafe <input type="checkbox"/> Somewhat unsafe <input type="checkbox"/> Don't know <input type="checkbox"/> Somewhat safe <input type="checkbox"/> Very safe <input type="checkbox"/> Refused to answer	
	Women / Girls / Boys / Men		
D.7	How safe do members of the community in this city/village feel for their personal safety and security in your neighborhood? (Asked for each demographic)	<input type="checkbox"/> Very unsafe <input type="checkbox"/> Somewhat unsafe <input type="checkbox"/> Don't know <input type="checkbox"/> Somewhat safe	

	Women / Girls / Boys / Men	<input type="checkbox"/> Very safe <input type="checkbox"/> Refused to answer	
D.8	How safe do members of the community in this city/village feel for their personal safety and security going to and from the shop or market to buy groceries? (Asked for each demographic)	<input type="checkbox"/> Very unsafe <input type="checkbox"/> Somewhat unsafe <input type="checkbox"/> Don't know <input type="checkbox"/> Somewhat safe <input type="checkbox"/> Very safe <input type="checkbox"/> Refused to answer	
	Women / Girls / Boys / Men		
D.9	How safe do members of the community in this city/village feel for their personal safety and security going to and from the mosque to attend religious service? (Asked for each demographic)	<input type="checkbox"/> Very unsafe <input type="checkbox"/> Somewhat unsafe <input type="checkbox"/> Don't know <input type="checkbox"/> Somewhat safe <input type="checkbox"/> Very safe <input type="checkbox"/> Refused to answer	
	Women / Girls / Boys / Men		
D.10. a	To your knowledge, has anyone in this city/village been exposed to any of the following in the last 30 days? (Select all that apply)	<input type="checkbox"/> Threatening behaviour physical / verbal <input type="checkbox"/> Theft <input type="checkbox"/> Assault <input type="checkbox"/> Kidnapping <input type="checkbox"/> Other threat or danger <input type="checkbox"/> Don't know <input type="checkbox"/> Refused to answer	
D.10. b	(If 'Other threat of danger' selected) Specify other threat or danger: (optional)	Enter text _____	
D.10. c	If yes to any of the above, has the victim in any of the cases been children or adolescents (aged 0-17 years)?	<input type="checkbox"/> Yes <input type="checkbox"/> No <input type="checkbox"/> Don't know <input type="checkbox"/> Refused to answer	
D.10. d	If yes, are any of the following services available to support people at the community level experiencing any of the above: (Select all that apply)	<input type="checkbox"/> Hospital and health centres <input type="checkbox"/> Local authorities (including police) <input type="checkbox"/> Religious leaders <input type="checkbox"/> Community leaders <input type="checkbox"/> Tribes and local elites <input type="checkbox"/> Civil society organizations <input type="checkbox"/> International NGOs <input type="checkbox"/> UN agencies <input type="checkbox"/> Other (please specify) <input type="checkbox"/> Don't know <input type="checkbox"/> Refused to answer	
		D.10.e	Other (please specify) _____
D.10.f	How sufficient are the available resources to support people in this city/village exposed to theft, assault, kidnapping and other specified dangers? (Select one)	<input type="checkbox"/> Very sufficient <input type="checkbox"/> Sufficient <input type="checkbox"/> Don't know <input type="checkbox"/> Insufficient <input type="checkbox"/> Very insufficient <input type="checkbox"/> Refused to answer	
D.11. a		<input type="checkbox"/> Psycho social <input type="checkbox"/> Health	

	Have following services been used by community members in this city/village in the last 3 months? (Select all that apply)	<input type="checkbox"/> Protection police <input type="checkbox"/> Safe shelters <input type="checkbox"/> Community centres or women children centres <input type="checkbox"/> Legal assistance with documents <input type="checkbox"/> Don't know <input type="checkbox"/> Refused to answer
D.11. b	How effective are the services in addressing the needs of those who use them? (Select one)	<input type="checkbox"/> Very effective <input type="checkbox"/> Effective <input type="checkbox"/> Don't know <input type="checkbox"/> Ineffective <input type="checkbox"/> Very ineffective <input type="checkbox"/> Refused to answer
D.12	How easy to you think it is to obtain these services in this city/village? (Asked for each service) (Select one)	<input type="checkbox"/> Very easy <input type="checkbox"/> Easy <input type="checkbox"/> Don't know
	psycho-social services / health services / protection or police services / safe shelters / community women's or children's centres / legal assistance services	<input type="checkbox"/> Difficult <input type="checkbox"/> Very difficult <input type="checkbox"/> Service not available <input type="checkbox"/> Refused to answer
D.13. d	What % of IDP families living in this city/village have at least one member with access to work and employment and are self-sufficient? (Select one)	<input type="checkbox"/> None <input type="checkbox"/> 1-25 % <input type="checkbox"/> 26 – 50 % <input type="checkbox"/> 51 – 75 % <input type="checkbox"/> 76 – 99% <input type="checkbox"/> 100% <input type="checkbox"/> Don't know <input type="checkbox"/> Refused to answer
D.14	Are you aware of people in this city/village with the following disabilities? (Select how common each disability is)	<input type="checkbox"/> Difficulty seeing, even if wearing glasses <input type="checkbox"/> Difficulty with hearing, even with a hearing aid <input type="checkbox"/> Difficulty walking or climbing steps <input type="checkbox"/> Difficulty remembering concentrating <input type="checkbox"/> Difficulty with self-care, such as washing/dressing <input type="checkbox"/> Difficulty using usual (customary) language, difficulty communicating, for example understanding or being understood
D.14. g	If yes, are any of the disabilities linked with incidents involving landmines/UXO or Small arms and light weapons (SALW)?	<input type="checkbox"/> Yes <input type="checkbox"/> No <input type="checkbox"/> Don't know <input type="checkbox"/> Refused to answer
D.15	How adequate are services available for people with specific needs in this city/village? (Asked for each specific need) (Select one)	<input type="checkbox"/> Very adequate <input type="checkbox"/> Adequate <input type="checkbox"/> Don't know <input type="checkbox"/> Inadequate <input type="checkbox"/> Very inadequate <input type="checkbox"/> Refused to answer
	Difficulty seeing, even if wearing glasses Difficulty with hearing, even with a hearing aid Difficulty walking or climbing steps Difficulty remembering concentrating Difficulty with self-care, such as washing/dressing Difficulty using usual (customary) language, difficulty communicating, for example understanding or being understood	
E. WASH		
E.1.a	Which is the most common drinking water source accessed by the population in this city/village? (Select one)	<input type="checkbox"/> Main network <input type="checkbox"/> Open well

		<input type="checkbox"/> Closed well <input type="checkbox"/> Water trucking <input type="checkbox"/> Protected spring <input type="checkbox"/> Surface water / unprotected spring <input type="checkbox"/> Rainwater <input type="checkbox"/> Bottled water <input type="checkbox"/> Other (please specify) <input type="checkbox"/> Don't know <input type="checkbox"/> Refused to answer
	E.1.b	Other (please specify) _____
E.2.a	Was there a reduction in volume of safe water available in this city/village in the last 30 days compared to the last year?	
	<input type="checkbox"/> Yes <input type="checkbox"/> No <input type="checkbox"/> Don't know <input type="checkbox"/> Refused to answer	
E.2.b	If Yes, what were the most common reasons for this? (Select up to three)	<input type="checkbox"/> Public water network / system damaged / leaking pipes <input type="checkbox"/> Treatment station is damaged and water is untreated <input type="checkbox"/> Shortage of chlorine at treatment plant <input type="checkbox"/> Lack of fuel for generator at pumping station <input type="checkbox"/> Lack of electricity <input type="checkbox"/> Other (please specify) <input type="checkbox"/> Don't know <input type="checkbox"/> Refused to answer
	E.2.c	Other (please specify) _____
E.3.a	What best describes the status of the drinking water available in this city/village? (Select one)	
	<input type="checkbox"/> Water fine to drink <input type="checkbox"/> Water tastes smells bad coloured <input type="checkbox"/> People got sick after drinking the water <input type="checkbox"/> Don't know <input type="checkbox"/> Refused to answer	
E.4.a	What was the most common way to dispose of garbage in this city/village during the last 30 days? (Select one)	<input type="checkbox"/> Garbage is collected by waste management service <input type="checkbox"/> Garbage is buried or burned <input type="checkbox"/> Garbage is disposed of at designated waste management site <input type="checkbox"/> Garbage is left in the street or public areas <input type="checkbox"/> Other (please specify) <input type="checkbox"/> Don't know <input type="checkbox"/> Refused to answer
	E.4.b	Other (please specify) _____
E.5	Was there any water quality monitoring done in this city/village in the last 30 days	
	<input type="checkbox"/> Yes <input type="checkbox"/> No <input type="checkbox"/> Don't know <input type="checkbox"/> Refused to answer	
E.6.a	Are sewerage system and sanitation facilities functioning as per pre-conflict standards in this city/village? (Select one)	
	<input type="checkbox"/> Yes, functioning at pre-conflict standards <input type="checkbox"/> No, existing network not connected <input type="checkbox"/> No, damaged <input type="checkbox"/> No, flooded <input type="checkbox"/> Don't have access to sewerage and sanitation facilities <input type="checkbox"/> Don't know <input type="checkbox"/> Refused to answer	

		E.6.b	Other (please specify) _____
E.7	<p>Among these products, are there any that it is difficult to obtain in this city/village? (Asked for each WASH NFI) (Select one)</p> <p>washing powder soap toothbrush/toothpaste jerry cans chlorine for disinfecting drinking water diapers for babies sanitary napkins tanks of 500 - 1000 litre capacity</p>	<input type="checkbox"/> Yes, not available <input type="checkbox"/> Yes, available but price too high <input type="checkbox"/> No <input type="checkbox"/> Don't know <input type="checkbox"/> Refused to answer	
F. LIVELIHOODS			
F.1.a	<p>What was the top 3 most common income/resource used by your city/village population to cover essential needs during the last 30 days?</p> <p>Ranked 1: _____</p> <p>Ranked 2: _____</p> <p>Ranked 3: _____</p>	<input type="checkbox"/> Sale of agricultural products <input type="checkbox"/> Casual labour <input type="checkbox"/> Skilled labour <input type="checkbox"/> Salaried work <input type="checkbox"/> Petty trade small business <input type="checkbox"/> Kinship gifts from family <input type="checkbox"/> Begging <input type="checkbox"/> External assistance <input type="checkbox"/> Borrowing <input type="checkbox"/> Saving <input type="checkbox"/> Pension <input type="checkbox"/> National social security system <input type="checkbox"/> Remittances from abroad <input type="checkbox"/> None <input type="checkbox"/> Don't know <input type="checkbox"/> Refused to answer	
F.2.a	<p>What are the major challenges in the sources of income that you have faced in this city/village due to the crisis? (Select all that apply)</p>	<input type="checkbox"/> No or lack of opportunities <input type="checkbox"/> Low wage salary <input type="checkbox"/> Salary not paid delayed <input type="checkbox"/> Banking system not functioning <input type="checkbox"/> Other (Please specify) <input type="checkbox"/> Don't know <input type="checkbox"/> Refused to answer	
		F.2.b	Other (please specify) _____
F.2.c	<p>Are banking services functioning in this city/village? (Select one)</p>	<input type="checkbox"/> Yes, fully functional <input type="checkbox"/> Yes, partially functional <input type="checkbox"/> No, not functional <input type="checkbox"/> Don't know <input type="checkbox"/> Refused to answer	
G.	Enumerators: Record GPS coordinates (for face-to-face interviews) - optional		

Annex 2: IDP Protection Monitoring Questionnaire Dictionary

Host Community - The country of asylum and the local, regional and national governmental, social and economic structures within which refugees or IDPs live. In the context of refugee camps, the host community may encompass the camp, or may simply neighbour the camp but have interaction with, or otherwise be impacted by, those residing in the camp. (UNHCR)

Internally Displaced Persons - Persons or groups of persons who have been forced or obliged to flee or to leave their homes or places of habitual residence, in particular as a result of or in order to avoid the effects of armed conflict, situations of generalised violence, violations of human rights or natural or human-made disasters, and who have not crossed an internationally recognised State border (Guiding Principles on Internal Displacement, UN Doc E/CN.4/1998/53/Add.2.). See also de facto refugees, displaced person, externally displaced persons, and uprooted people. (IOM)

Migrant - At the international level, no universally accepted definition for "migrant" exists. The term migrant was usually understood to cover all cases where the decision to migrate was taken freely by the individual concerned for reasons of "personal convenience" and without intervention of an external compelling factor; it therefore applied to persons, and family members, moving to another country or region to better their material or social conditions and improve the prospect for themselves or their family. The United Nations defines migrant as an individual who has resided in a foreign country for more than one year irrespective of the causes, voluntary or involuntary, and the means, regular or irregular, used to migrate. Under such a definition, those travelling for shorter periods as tourists and businesspersons would not be considered migrants. However, common usage includes certain kinds of shorter-term migrants, such as seasonal farm-workers who travel for short periods to work planting or harvesting farm products. (IOM)

Returnees - "Returnee" is the term used by the international community to identify a person who was a refugee, but who has recently returned to his/her country of origin. Defining a returnee is thus applicable on a person's prior refugee status. (OHCHR)

Refugee - A person who, "owing to a well-founded fear of persecution for reasons of race, religion, nationality, membership of a particular social group or political opinions, is outside the country of his nationality and is unable or, owing to such fear, is unwilling to avail himself of the protection of that country. (Art. 1(A)(2), Convention relating to the Status of Refugees, Art. 1A(2), 1951 as modified by the 1967 Protocol). In addition to the refugee definition in the 1951 Refugee Convention, Art. 1(2), 1969 Organization of African Unity (OAU) Convention defines a refugee as any person compelled to leave his or her country "owing to external aggression, occupation, foreign domination or events seriously disturbing public order in either part or the whole of his country or origin or nationality." Similarly, the 1984 Cartagena Declaration states that refugees also include persons who flee their country "because their lives, security or freedom have been threatened by generalised violence, foreign aggression, internal conflicts, massive violations of human rights or other circumstances which have seriously disturbed public order." (IOM)