



IDP Intentions Assessment

Mafa, Borno State, Nigeria

Nigeria Displacement Crisis

August 2017

Informal camps: 1,419 households

Host community: 320 households

Methodology

REACH, in partnership with the Danish Refugee Council (DRC) and the Norwegian Refugee Council (NRC), conducted an assessment between July and August 2017 among IDPs residing in and out of camps in 12 Local Government Agencies (LGAs) in Borno State in relation to their displacement profiles and intentions.

This factsheet presents main findings on Mafa LGA based on data collected through interviews with 297 randomly selected IDP households in two informal camps and three host communities, providing a representative sample of the roughly 1,739 household units in Mafa, with a confidence level of 90% and a margin of error of 7%.

Family separation

% of households reporting having been separated from family members, by population group:

Host community	10%
Informal camp	6%
Formal camp	N/A

Movement intentions

Reported intentions of movement, by population group:

	FC ²	IC ²	HC ²
Stay permanently	N/A	34%	36%
Move someday but no plans	N/A	59%	57%
Actively plan to leave	N/A	7%	7%

Push factors

Top three reported factors for intending to leave the current location^{1,4}:

No access to land	84%
Lack of food	55%
Lack of shelter	51%

Main causes of displacement

Top three reported push factors for leaving pre-displacement location¹:

Insecurity	92%
Lack of food	71%
Lack of shelter	67%

Response to needs

% of households reporting response to their needs in current location:

94%	reported security is ensured by presence of military.
89%	reported food is provided for free by the NGOs.
44%	reported building makeshift shelters.

Timeframe

Timeframe reported by households who actively plan to leave their current location:

7%	Within 1 month
33%	Between 1 and 3 months
32%	Between 4 and 6 months
28%	More than 6 months

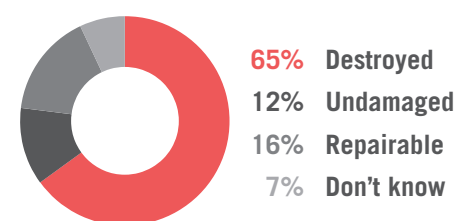
Pull factors

Top three reported pull factors for choosing intended destinations^{1,4}:

Land	67%
Food	65%
Shelter	43%

Shelter conditions in area of origin

Reported shelter conditions in pre-displacement location:



Perception of vulnerabilities³

Most vulnerable populations across sectors for the current location, as perceived by households¹:

	Women	Children	Elderly	Disabled	Men
Security	17%	33%	15%	7%	0%
Health	35%	57%	21%	35%	0%
Education	10%	78%	10%	10%	0%
Food	65%	33%	63%	27%	0%
WASH	16%	46%	25%	26%	0%
Land	51%	5%	69%	11%	0%
Cash	65%	25%	77%	26%	0%

Access to information

Top three reported sources of information on pre-displacement location and overall level of trust¹:

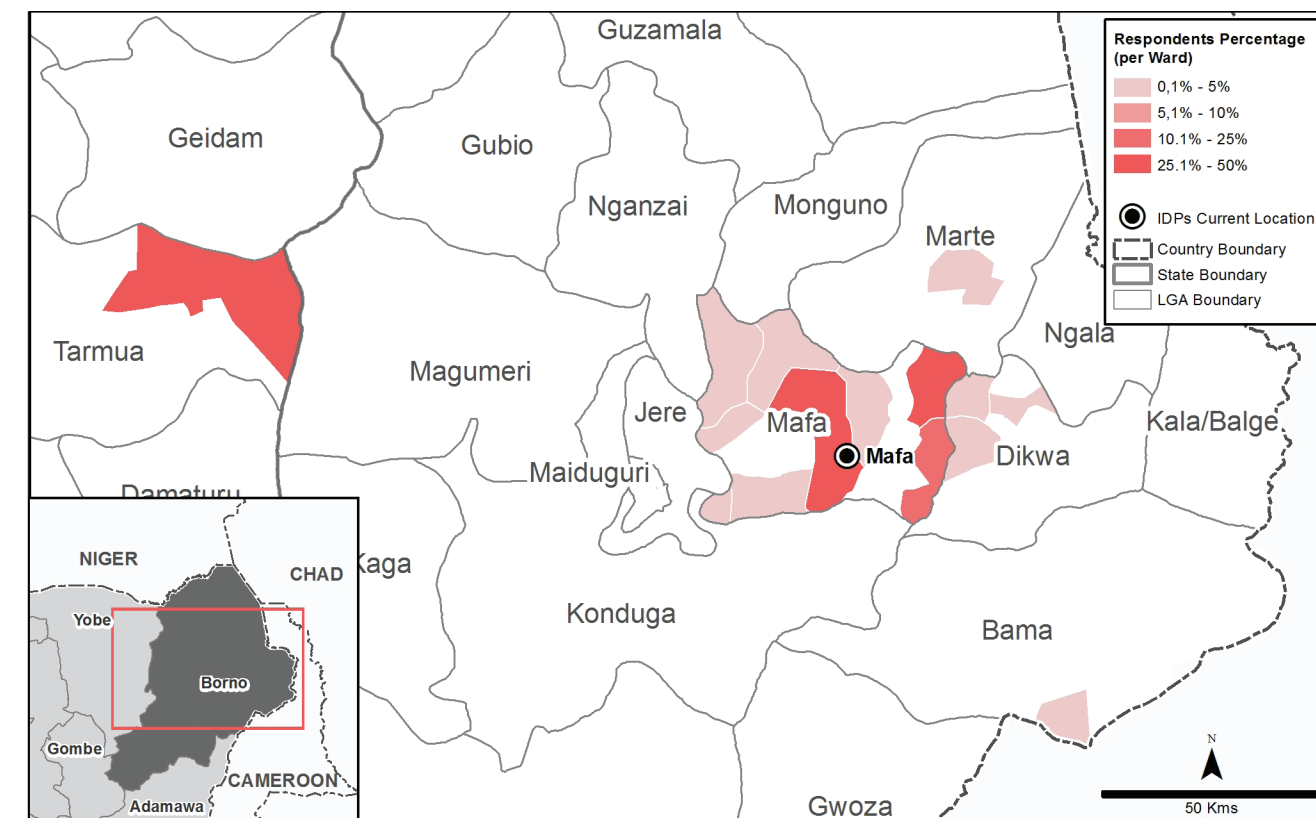
Use	Trust
22%	Bulama 65%
16%	Military 65%
5%	Radio 28%

Livelihood upon return/relocation

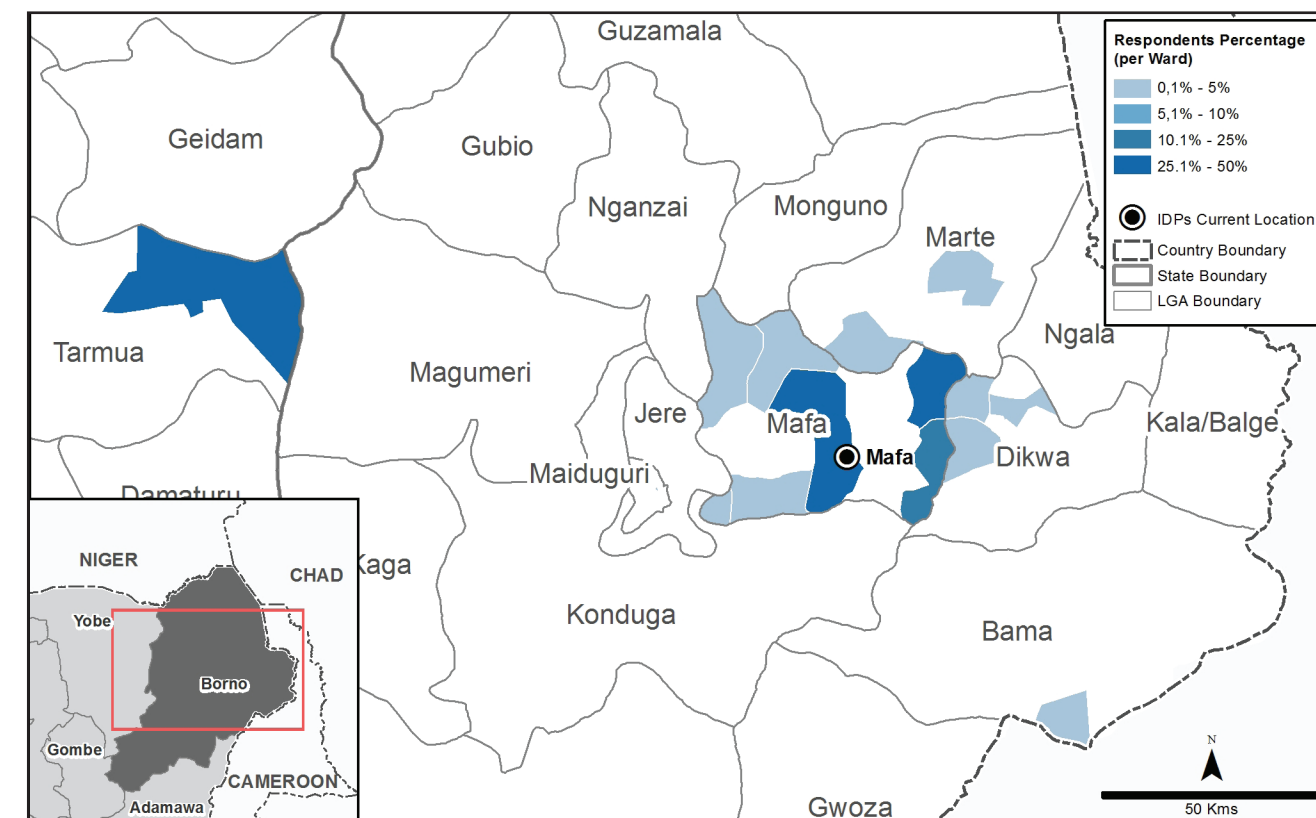
Perceived ability to resume livelihood sources in the return/relocation^{4,5}:

46% of respondents reported being presumably able to resume their livelihood sources.

Area of origin of IDPs



Areas of desired return/relocation³ of IDPs



¹ Households could choose more than one answer. ² Population groups are formal camps (FC); informal camps (IC) and IDPs living in host communities (HC). ³ Based on information provided by households on their perceptions of specific vulnerabilities of certain groups across different sectors. Perceptions on access to education take adult education in consideration, while groups with access to cash and land include children, according to local culture. ⁴ For households who actively plan to leave. ⁵ Return/relocation: "return" refers to the pre-displacement location, while "relocation" refers to a new location.