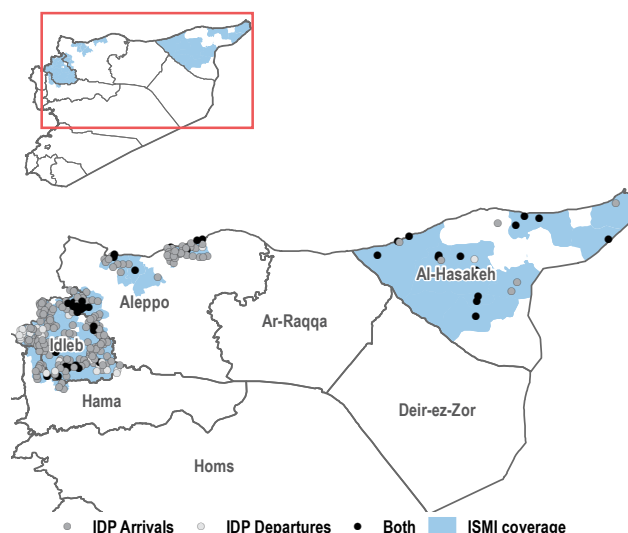


OVERALL FINDINGS: 1-15 December

- **318 ISMI-covered communities** in Aleppo, Al-Hasakeh, Hama and Idleb governorates experienced inward or outward movement of IDPs.
- **Idleb governorate** saw an arrival of **22,726 IDPs**, with the majority arriving to **Dana (5,145)**, **Sanjar (3,320)** and **Heish (2,840)** sub-districts, and the **departure of 7,691 IDPs**.
- In parallel, **Aleppo governorate²** witnessed an arrival of **18,503 IDPs**, primarily to **Zarbah (5,742)**, **Jarablus (3,889)** and **A'zaz (3,820)** sub-districts. Meanwhile, ISMI-covered communities in Aleppo witnessed the **departure of 2,414 IDPs**
- **Al-Hasakeh governorate** saw an arrival of **5,218 IDPs**, most commonly to **Areesheh (2,036)** sub-district, and the **departure of 11,110 IDPs**.
- **Hama governorate³** saw an arrival of **1,671 IDPs**.

Coverage map¹



NUMBERS AT A GLANCE

48,118 TOTAL IDP ARRIVALS

21,386 TOTAL IDP DEPARTURES⁴

52% of all recorded IDP departures were from communities in Al-Hasakeh governorate

47% of all recorded IDP arrivals were to communities in Idleb governorate

38% of all recorded IDP arrivals were to communities in Aleppo governorate

36% of all recorded IDP departures were from communities in Idleb

Table 1: Recorded IDP arrivals to ISMI-covered communities, by governorate, 1-15 December 2017

GOVERNORATE		IDP ARRIVALS				Change from last two weeks	16-30 November Reported arrivals (# IDPs)
		Reported arrivals (# IDPs)	Communities with largest IDP arrivals (# IDPs)	Most common last place of departure of IDP arrivals (# IDPs)			
GOVERNORATE	Idleb	22,726	Dana (2,183) Heish (1,311)	Daret Azza (3,468) Qataa (1,140)	↓	24,975	
	Aleppo	18,503	Jarablus (2,639) Babawiyeh (1,995)	Al Mayadin (565) Ar-Raqqa (542)	NA ⁵	NA	
	Al-Hasakeh	5,218	Areesheh Camp (1,739) Msheirfeh Council (855)	Tabni (74) Bubadran (23)	↓	8,472	
	Hama	1,671	Hurriyeh (359) Kafr Zeita (285)	Bayud (456) Msheirfeh (171)	NA ⁵	NA	

Table 2: Recorded IDP departures from ISMI-covered communities, by governorate, 1-15 December 2017

GOVERNORATE		IDP DEPARTURES				Change from last two weeks	16-30 November Reported departures (# IDPs)
		Reported departures (# IDPs)	Communities with largest IDP departures (# IDPs)	Most common destinations ⁵ of IDP departures (# IDPs)			
GOVERNORATE	Al-Hasakeh	11,110	Makhrum Council (2,309) Areesheh Council (1,710)	Hawayej Bumasaa (513) Shiheil (194)	↓	43,829	
	Idleb	7,691	Tal Halawa (855) Um Sehrij (759)	Jisr-Ash-Shugur (645) Ma'arrat An Nu'man (599)	↑	2,130	
	Aleppo	2,414	Shamarin (587) Babka (320)	Ar-Raqqa Governorate (228) ⁶ Idleb Governorate (17)	NA ⁵	NA	
	Hama	171	Tal Hawash (114) Qirata (57)	Aqrabat (57) Atmeh Camp (57)	NA ⁵	NA	

¹ The community markers also account for camps/informal settlements when they are within close proximity to a community.

² Figures for Aleppo governorate only reflect ISMI-covered communities in Agthrin, Al Bab, Atareb, A'zaz, Daret Azza, Ghadorah, Jarablus, Mare', Suran and Zarbah sub-district and are, thus, not indicative of the whole governorate.

³ Figures for Hama governorate only reflect ISMI-covered communities in Kafr Zeita, Madiq Castle and Ziyara sub-districts and are, thus, not indicative of the whole governorate.

⁴ IDP departure figures reflect aggregated departures of both IDP and host community populations.

⁵ Comparisons to the previous bi-weekly coverage period cannot accurately be made for Aleppo and Hama governorate, due to the recent increases in coverage in these governorates.

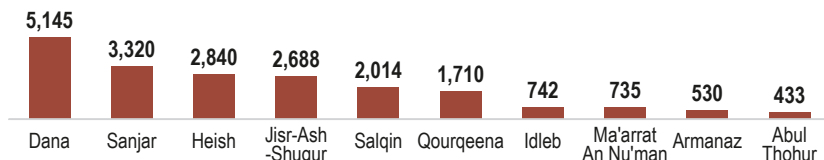
⁶ The ISMI bi-weekly displacement summary tracks only displacements which occur inside Syria.

⁷ For the majority of reported departures from Aleppo governorate, intended destinations are unknown.

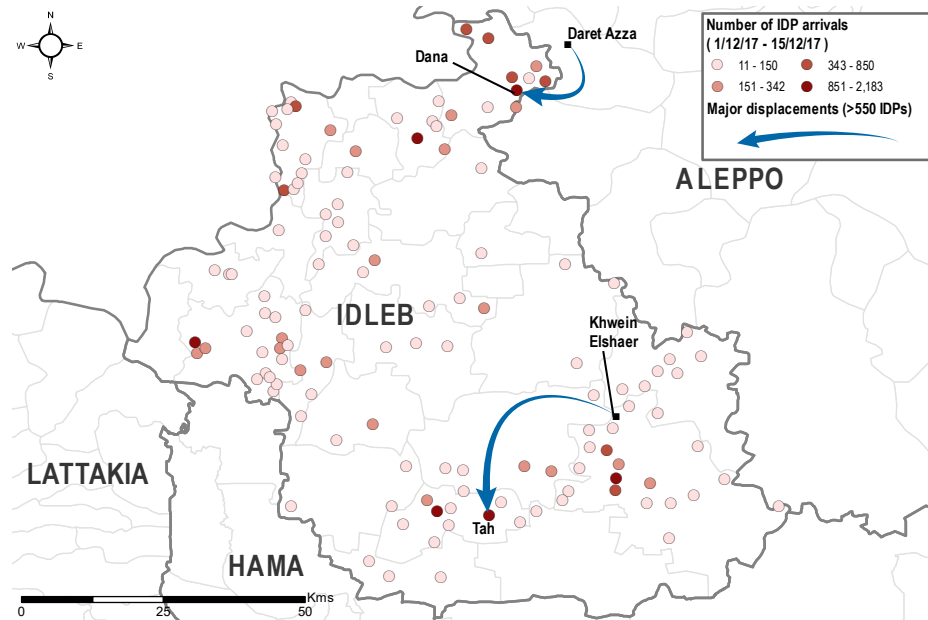
IDLEB GOVERNORATE

Between 1 and 15 December, ISMI-covered communities in Idlib governorate witnessed the arrival of 22,726 IDPs, most commonly to Dana (5,145), Sanjar (3,320) and Heish (2,840) sub-districts (Figure 1). Hama (6,700) and Aleppo (4,792) governorate remain the most common last places of departure for IDPs arriving to Idlib governorate. Meanwhile, 7,691 IDPs left ISMI-covered communities in Idlib, most commonly from Sanjar sub-district (4,642), with the majority intending to move to other communities within the governorate. Moreover, more than a third of all departures (3,051 individuals) were primary displacements, almost all from communities in Sanjar sub-district, most likely as a result of increased clashes and insecurity in south-eastern Idlib⁸.

Figure 1: Idlib sub-districts receiving the largest IDP arrivals (# IDPs)



Map 2: Major displacement to and across Idlib governorate⁹



Recorded IDP arrivals

- 22,726 IDPs

% of arrivals from other governorates

- 62%

Most common shelter of new IDP arrivals

- Solid/finished house (5,936 IDPs)
- Individuals Tents (4,581 IDPs)

Most common tenancy of new IDP arrivals

- Renting (6,821 IDPs)
- Hosted without rent (4,813 IDPs)

Recorded IDP departures

- 7,691 IDPs

% of departures to other governorates

- 16%

Figure 2: Five most common last sub-districts of departure of IDP arrivals (# IDPs)

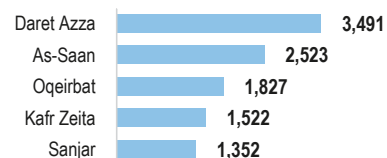
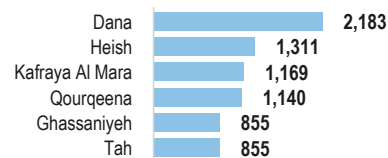


Figure 3: Six ISMI-covered communities receiving largest IDP arrivals (# IDPs)



ALEPPO GOVERNORATE

In the first half of December, 18,503 IDPs arrived to ISMI-covered communities in Aleppo governorate, most commonly arriving to Zarbah (5,742), Jarablus (3,889) and A'zaz (3,820) sub-districts (Figure 4). Meanwhile, 2,414 IDPs were recorded departing ISMI-covered communities in Aleppo governorate, most commonly from Atareb (851), A'zaz (621) and Jarablus (508) sub-districts.

Figure 4: Aleppo sub-districts receiving IDP arrivals (# IDPs)

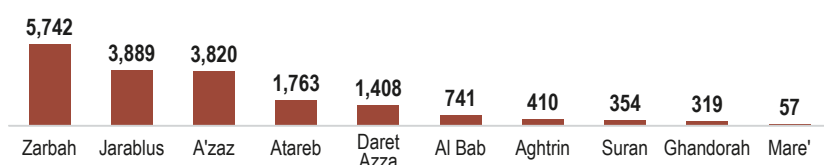


Figure 5: Most common last sub-districts of departure of IDP arrivals (# IDPs)

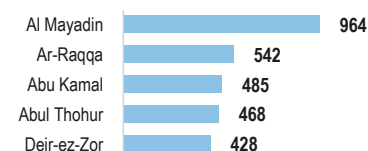
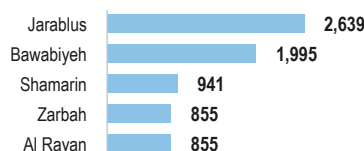


Figure 6: Five ISMI-covered communities receiving largest IDP arrivals (# IDPs)



Recorded IDP arrivals

- 18,503 IDPs

% of arrivals from other governorates

- 34%

Most common shelter of new IDP arrivals

- Managed camps (5,476 IDPs)
- Solid/finished house (4,941 IDPs)

Most common tenancy of new IDP arrivals

- Hosted without rent (6,581 IDPs)
- Renting (5,928 IDPs)

Recorded IDP departures

- 2,414 IDPs

% of departures to other governorates

- NA¹⁰

⁸ Reuters, [Syrian army and Iranian-backed militias push towards Idlib province](#), 11 December 2017.

⁹ The community markers also account for arrivals to camps.

¹⁰ For the majority of reported departures from Aleppo governorate, intended destinations are unknown.

AL-HASAKEH GOVERNORATE

Between 1-15 December, **5,218 IDP arrivals** were recorded in ISMI-covered communities in Al-Hasakeh governorate, most commonly to Areesheh Camp (1,739), Msheirfeh Council (855) and Al-Hole Camp (844) (Figure 9). Meanwhile, a total of **11,110 IDPs** were recorded leaving ISMI-covered communities in Al-Hasakeh, most commonly intending to travel to Deir-ez-Zor governorate (5,777).

Figure 7: Al-Hasakeh sub-districts receiving IDP arrivals (# IDPs)

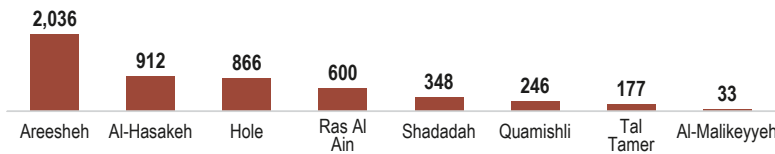


Figure 8: Five most common last sub-districts of departure of IDP arrivals (# IDPs)

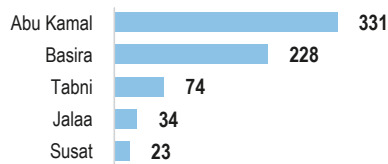
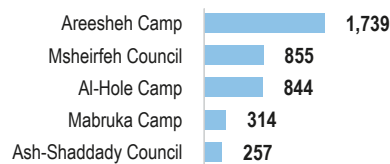


Figure 9: Five ISMI-covered communities receiving largest IDP arrivals (# IDPs)



Recorded IDP arrivals

- 5,218 IDPs

% of arrivals from other governorates

- 75%

Most common shelter of new IDP arrivals

- Solid/finished house (1,820 IDPs)
- Informal settlements (1,661 IDPs)

Most common tenancy of new IDP arrivals

- Other (1,550 IDPs)
- Hosted without rent (1,421 IDPs)

Recorded IDP departures

- 11,110 IDPs

% of departures to other governorates

- 56%

HAMA GOVERNORATE

A total of **1,671 IDP arrivals** were recorded in ISMI-covered communities in Hama governorate between 1 and 15 December, most commonly to Hurriyeh (359), Kafr Zeita (285) and Latmana (257) communities. Meanwhile, **171 IDP departures** were recorded from ISMI-covered communities in Hama, all intending to travel to Idlib governorate¹¹.

Figure 10: Hama sub-districts receiving IDP arrivals (# IDPs)

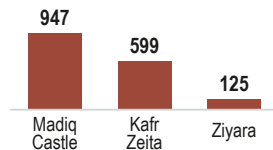


Figure 11: Last sub-districts of departure of IDP arrivals (# IDPs)

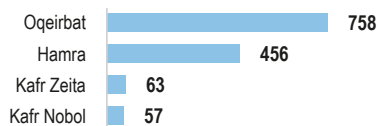
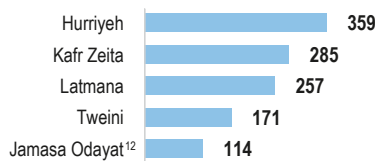


Figure 12: ISMI-covered communities receiving IDP arrivals (# IDPs)



¹¹ Figures for Hama governorate only reflect ISMI-covered communities in Kafr Zeita, Madiq Castle and Ziyara sub-districts and are, thus, not indicative of the whole governorate.

¹² Also known as Alshareeah.

Recorded IDP arrivals

- 1,671 IDPs

% of arrivals from other governorates

- 5%

Most common shelter of new IDP arrivals

- Unfinished/damaged buildings (682 IDPs)
- Solid/finished house (541 IDPs)

Most common tenancy of new IDP arrivals

- Hosted without rent (753 IDPs)
- Authorised squatting (337 IDPs)

Recorded IDP departures

- 171 IDPs

% of departures to other governorates

- 100%

About ISMI & This Factsheet

The **IDP Situation Monitoring Initiative (ISMI)** is an initiative of the Camp Coordination and Camp Management (CCCM) Cluster, implemented by REACH and supported by other cluster members.

Following a baseline assessment conducted between 23 October and 21 November 2016, weekly/bi-weekly data collection cycles have been initiated to provide regular updates on IDP movements. Based on 1,286 communities in the governorates of Aleppo, Al-Hasakeh, Hama, and Idlib, this factsheet presents a summary of reported inward and outward movements of IDPs in the month of December 2017. **From 1 to 15 December 2017, such displacements were reported in 318 communities out of all ISMI-covered communities.**

Displacement was identified through an extensive key informant (KI) network, either through alerts initiated by KIs or follow-up by enumerators. A range of 2-3 KIs were interviewed in each community, while collected information was further triangulated through other sources, including CCCM member data and humanitarian updates. This approach allows for regular updates on IDP movements at a community level across ISMI coverage areas. However, movement updates are limited to areas covered by ISMI and there are, therefore, displacements that are not reported here.

An initiative of



Feedback: CCCM Cluster
Northern Syria

Email: syria.cross.border.info@cccmcluster.org

Info: <http://www.globalccmcluster.org>,
<https://www.humanitarianresponse.info>

Implemented by

