

### General Overview

**Communities assessed:** 178  
**Total IDP arrivals:<sup>1</sup>** 8,621  
**Total IDP departures:<sup>2</sup>** 11,478  
**Total SR\* arrivals:** 3,752

**Top 5 shelter types of new IDP arrivals:**

(1) Managed camp	2,808 IDPs
(2) Solid/finished house	2,712 IDPs
(3) Unfinished/damaged building	1,072 IDPs
(4) Solid/finished apartment	618 IDPs
(5) Individual tent	522 IDPs

\*SR: Spontaneous Returns (to Community of Origin) refers to IDPs or refugees who return to the community that they originated from, but not necessarily to their place of habitual residence and do not enjoy the complete rights they had prior to displacement. SRs intend to remain in the community for an undetermined period.

<sup>1</sup> Because ISMI assesses total arrivals to and departures from communities across a bi-weekly period, some figures may be repeated displacements

### Top 5 ISMI-Covered Arrivals:

Departure community (governorate):	Total IDPs:	Destination community (governorate):
(1) Zardana Mashehad (Idleb)	336 IDPs	Saraqab (Idleb)
(2) Jandairis (Aleppo)	314 IDPs	Qah (Idleb)
(3) Madiq Castle (Hama)	285 IDPs	Qah (Idleb)
(4) Daret Azza (Aleppo)	257 IDPs	Qah (Idleb)
(5) Madiq Castle (Hama)	251 IDPs	Sarmada (Idleb)

### Latest Developments:

- In the second half of June, assessed communities in **Idleb governorate witnessed 7,538 IDP departures**, most commonly from **Ma'arrat An Nu'man (23%) and Ariha (11%)** sub-districts. All reported departures from assessed communities in the governorate were **secondary displacements**, many reportedly being onward movements of IDPs from Eastern Ghouta, Rural Damascus. Almost a quarter (1,681) of IDPs leaving assessed communities in Idleb governorate reportedly intended to move to **Afrin sub-district** in north-west Aleppo governorate.
- Arrivals to assessed communities in Idleb governorate continued to decline, with **SR arrivals (2,070) decreasing by 54% and IDP arrivals (5,707) decreasing by 24%** compared to the first half of June.<sup>3</sup>
- In parallel, assessed communities in **Aleppo governorate witnessed 3,883 IDP departures** between 16 and 30 June, most commonly from **Al Bab (999) and A'zaz (953)** sub-districts. Clashes between armed opposition groups in Al Bab and other parts of northern Aleppo likely contributed to displacements from the area.<sup>4</sup>

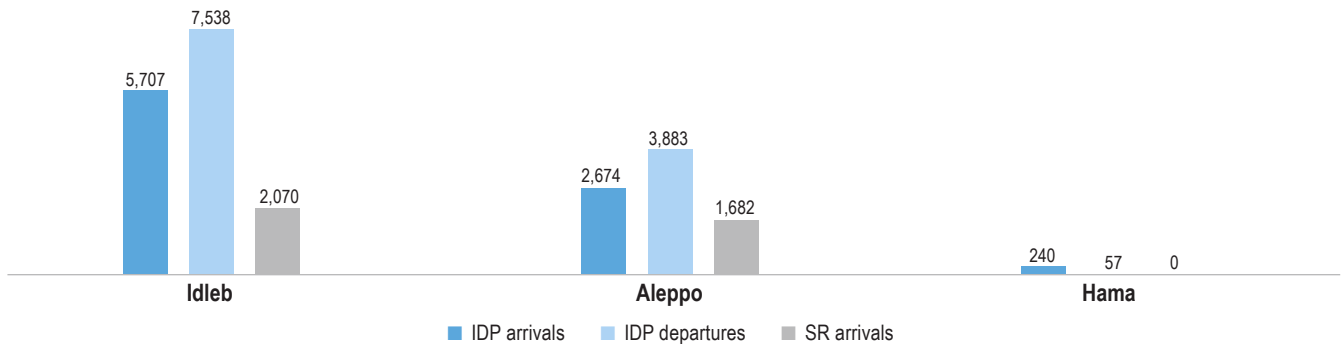
<sup>2</sup> IDP departure figures reflect aggregated departures of both IDP and resident (pre-conflict) populations.

<sup>3</sup> CCCM, ISMI Bi-weekly Displacement Summary, 1-15 June 2018

<sup>4</sup> INSO, Syria Report, Issue 90, 16-30 June 2018

### Overall Movements

Total IDP arrivals, IDP departures and SR arrivals by governorate:



Last place of departure of IDP arrivals:



Intended destinations of IDP departures:



Last place of departure of SR arrivals:



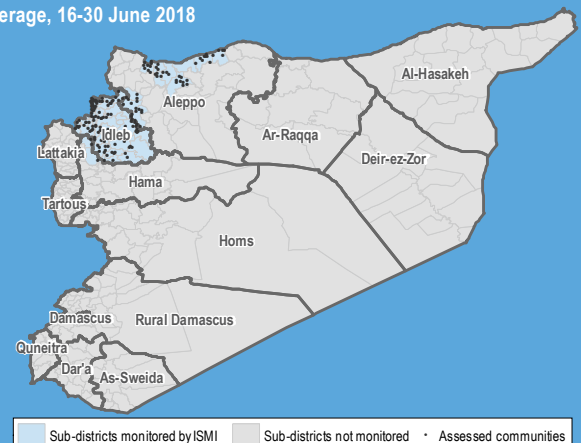
### About ISMI & This Factsheet

The IDP Situation Monitoring Initiative (ISMI) is an initiative of the Camp Coordination and Camp Management (CCCM) Cluster, implemented by REACH and supported by cluster members.

Following a baseline assessment conducted at the end of 2016, weekly/bi-weekly data collection cycles were initiated. This factsheet presents an overview of reported inward and outward movements of IDPs from 16 to 30 June 2018. Such displacements were reported in 178 communities in sub-districts monitored by ISMI. The coverage map in this section shows the sub-districts that were monitored for the most recent round of data collection, as well as the communities reporting movements. ISMI monitoring coverage varies over time depending on access. Displacements are identified through an extensive key informant (KI) network, either from alerts initiated by KIs or from follow-up by enumerators. At least two KIs are interviewed in each assessed community, and collected information is further triangulated through other sources, including CCCM member data and humanitarian updates. This approach allows for regular updates on IDP movements at the community level across sub-districts monitored by ISMI in northwest Syria.

The data used for this product was collected, triangulated and verified based on submissions from ISMI's network and select CCCM cluster members following the ISMI methodology. Due to differences in methodology and coverage, figures presented in this output may differ from official CCCM Cluster or UNHCR data. All data is for humanitarian use only.

Coverage, 16-30 June 2018




Feedback: CCCM Cluster Northern Syria · Email: [syria.cross.border.info@ccmcluster.org](mailto:syria.cross.border.info@ccmcluster.org) · Info: [www.globalccmcluster.org](http://www.globalccmcluster.org), [www.humanitarianresponse.info](http://www.humanitarianresponse.info)

### Idleb

Communities assessed: 109  
Total IDP arrivals: 5,707  
Total IDP departures: 7,538  
Total SR arrivals: 2,070

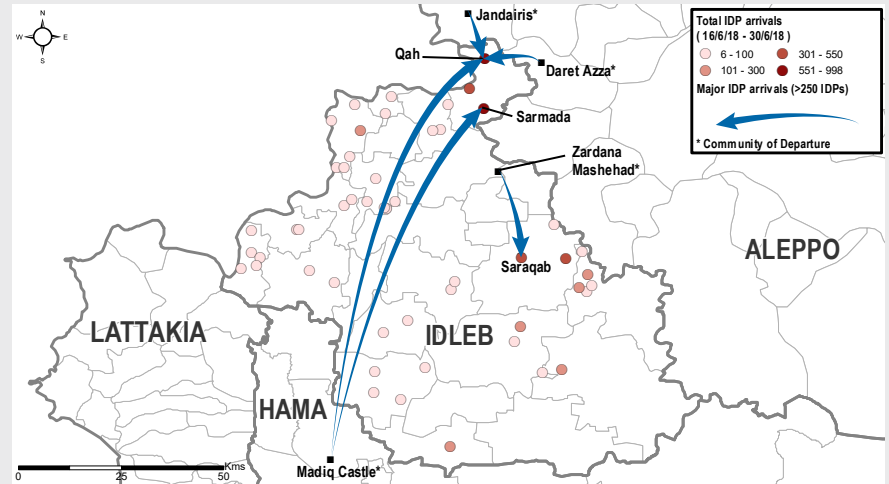
Vulnerable groups among IDP arrivals:<sup>5</sup>



Top 3 shelter types of IDP arrivals:

- (1) Managed camp 1,954 IDPs
- (2) Solid/finished house 1,714 IDPs
- (3) Unfinished/damaged building 785 IDPs

Major IDP arrivals to communities in Idleb governorate



### IDP Arrivals

Sub-districts with most arrivals (# IDPs):

Dana	2,047
Saraqab	907
Abul Thohur	467
Salqin	434
Khan Shaykun	291

Last sub-district of departure of arrivals (# IDPs):

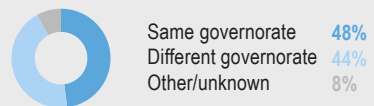
Madiq Castle	725
Daret Azza	587
Jandairis	485
Maaret Tamsrin	480
Dana	446

### IDP Departures

Sub-districts with most departures (# IDPs):

Ma'arrat An Nu'man	1,727
Ariha	855
Heish	713
Salqin	600
Kafr Nobol	531

Intended destinations of departures:



### SR Arrivals

Sub-districts with most SR arrivals:

Tamanaah	713
Dana	570
Salqin	285
Sanjar	257
Saraqab	245

SRs returning to former homes:<sup>6</sup>

Tamanaah	706
Dana	570
Salqin	285
Sanjar	245
Saraqab	245

### Aleppo<sup>7</sup>

Communities assessed: 66  
Total IDP arrivals: 2,674  
Total IDP departures: 3,883  
Total SR arrivals: 1,682

Top 3 shelter types of IDP arrivals:

- (1) Managed camp 853 IDPs
- (2) Solid/finished house 785 IDPs
- (3) Individual tent 379 IDPs

Vulnerable groups among IDP arrivals:<sup>5</sup>



### IDP Arrivals

Sub-districts with most arrivals (# IDPs):

Al Bab	662
Jarablus	525
Atareb	428
A'zaz	376
Zarbah	211

Last sub-district of departure of arrivals (# IDPs):

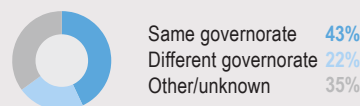
Al Bab	457
Idleb	314
Ar-Rastan	268
Jebel Saman	160
A'zaz	148

### IDP Departures

Sub-districts with most departures (# IDPs):

Al Bab	999
A'zaz	953
Zarbah	423
Ghandorah	395
Jarablus	389

Intended destinations of departures:



### SR Arrivals

Sub-districts with most SR arrivals:

Zarbah	1,099
Aghtrin	160
Jarablus	149
Mare'	103
Suran	80

SRs returning to former homes:<sup>6</sup>

Zarbah	1,054
Jarablus	149
Ghandorah	57

### Hama<sup>8</sup>

Communities assessed: 3  
Total IDP arrivals: 240  
Total IDP departures: 57  
Total SR arrivals: None reported

### IDP Arrivals

Sub-districts with most arrivals (# IDPs):

Ziyara	154
Madiq Castle	86

Last sub-district of departure of arrivals (# IDPs):

Dana	165
------	-----

### IDP Departures

Sub-districts with most departures (# IDPs):

Ziyara	57
--------	----

<sup>5</sup> Vulnerable groups: ♀ Female-headed households/Women travelling alone 👦 Child-headed households/children travelling alone 🧒 Orphans 👴 Elderly-headed households/Elderly travelling alone ♿ Disabled-headed households/Individuals with disabilities travelling alone.

<sup>6</sup> Returns to former homes does not imply a planned, voluntary, safe, and sustainable way, such that the person returning can enjoy the full spectrum of rights and privileges afforded to them prior to their displacement.

<sup>7</sup> Figures for Aleppo governorate reflect assessed communities in Aghtrin, Al Bab, Atareb, A'zaz, Daret Azza, Ghandorah, Jarablus, Mare', Suran and Zarbah and are, thus, not indicative of the whole governorate.

<sup>8</sup> Figures for Hama governorate reflect assessed communities in Madiq Castle and Ziyara sub-districts and are, thus, not indicative of the whole governorate.