

## OVERALL FINDINGS:

1 MAY - 28 MAY 2017

2,387 communities across ISMI-covered governorates of northern Syria are reported to host displaced populations<sup>1</sup>. Of these, 1,183 are covered in ISMI weekly data collection cycles. **Between 1 - 28 May, 386 ISMI-covered communities experienced inward or outward movement of IDPs<sup>2</sup>.**

### NUMBERS AT A GLANCE

**101,175** TOTAL IDP ARRIVALS<sup>3</sup>

**54,608** TOTAL IDP DEPARTURES<sup>3</sup>

**60%** of all recorded IDP departures<sup>3</sup> were from Ar-Raqqa governorate.

**34%** of all recorded IDP arrivals<sup>3</sup> were to Aleppo governorate.

**29%** of all recorded IDP arrivals<sup>3</sup> were to Ein Issa sub-district in Ar-Raqqa governorate.

**12%** of all recorded IDP arrivals<sup>3</sup> originated from Wa'er community in Homs.

Coverage May 2017

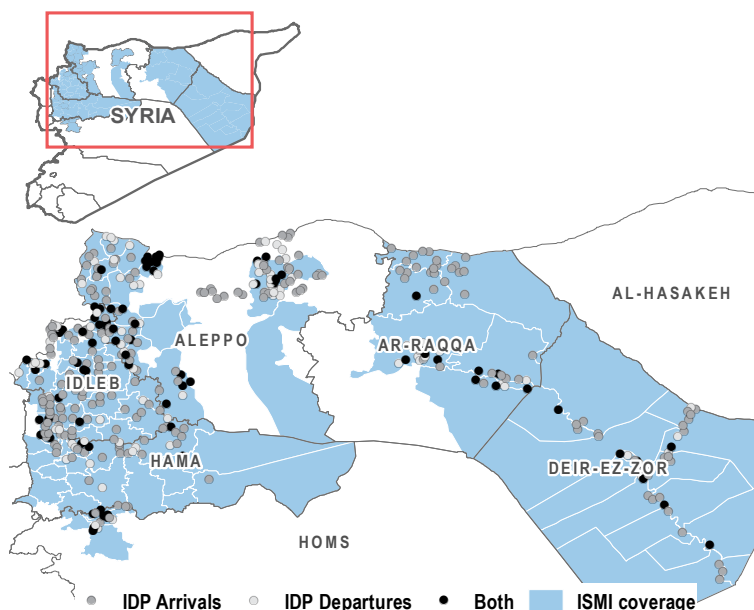


Table 1: Recorded IDP arrivals to ISMI-covered communities, by governorate

Governorate	IDP ARRIVALS					
	Reported arrivals (#IDPs)	Change since last month	Sub-districts with largest reported IDP arrivals (#IDPs)		Most common sub-districts of origin of reported IDP arrivals (#IDPs)	
Ar-Raqqa	40,091	↑	Ein Issa (29,742)	Karama (3,890)	Ar-Raqqa (34,538)	Sabka (1,560)
Aleppo	35,049	↑	A'zaz (10,488)	Menbij (8,375)	Homs (9,107)	Ein Issa (3,629)
Idleb	21,192	↓	Idleb (3,909)	Jisr-Ash-Shugur (2,500)	Damascus (7,419)	Homs (3,059)
Deir-ez-Zor	2,181	↑	Al Mayadin (407)	Abu Kamal (379)	Ar-Raqqa (698)	Al Mayadin (371)
Hama	2,147	↑	Madiq Castle (1,018)	Suran (342)	Muhradah (401)	Suran (326)
Homs	515	↓	Ar-Rastan (297)	Talbiseh (143)	Homs (342)	Ar-Rastan (62)

Figure 1: Reported IDP arrivals by governorate (%)

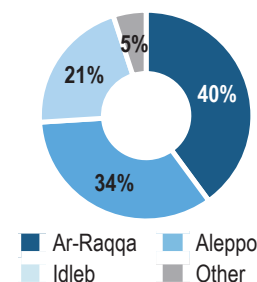


Figure 2: Most common sub-districts of origin of reported IDP arrivals (%)

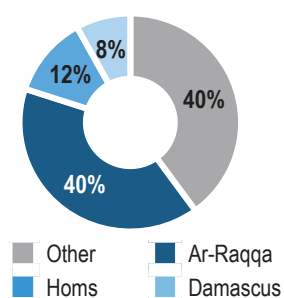
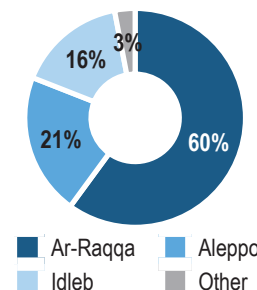


Table 2: Recorded IDP departures from ISMI-covered communities, by governorate

Governorate	IDP DEPARTURES					
	Reported departures (#IDPs)	Change since last month	Sub-districts with largest reported IDP departures (#IDPs)		Most common destination sub-districts of reported IDP departures (#IDPs)	
Ar-Raqqa	38,774	↑	Ein Issa (25,006)	Ar-Raqqa (11,113)	Menbij (13,167)	Ein Issa (5,635)
Aleppo	13,600	↓	A'zaz (6,736)	Menbij (5,246)	Al Bab (1,893)	Menbij (1,808)
Idleb	10,464	↓	Dana (4,917)	Janudiyeh (1,815)	Jisr-Ash-Shugur (2,255)	Khan Shaykun (1,821)
Hama	933	↓	Kafr Zeita (366)	Madiq Castle (206)	Dana (350)	Kafr Nobol (153)
Deir-ez-Zor	476	↓	Khasham (126)	Hajin (90)	Hajin (115)	Kisreh (92)
Homs	361	↓	Talbiseh (177)	Ar-Rastan (129)	Talbiseh (125)	Ar-Rastan (113)

Figure 3: Reported IDP departures by governorate (%)



<sup>1</sup> Humanitarian Needs Overview Syria (HNO) 2017; <sup>2</sup> Due to multiple displacement in some cases IDPs may have been recorded arriving/departing to more than one ISMI-covered community; <sup>3</sup> Calculated from total IDPs reported arriving/departing across all ISMI-covered communities.

## AR-RAQQA GOVERNORATE

Escalating conflict across Ar-Raqqa governorate continued to affect populations throughout May 2017<sup>4</sup>, resulting in an increase in the number of reported displacements in May as compared to April. In total, **40,091 IDPs were recorded arriving** to ISMI-covered communities in Ar-Raqqa governorate. Simultaneously, **38,774 IDPs left ISMI-covered communities** this month, more than twice the number of departures recorded last month. Around 40% of total IDP arrivals in ISMI-covered communities across Syria came from within Ar-Raqqa governorate, most notably **Ar-Raqqa sub-district (34,538)** (Figure 6).

### NUMBERS AT A GLANCE

**40,091** IDP ARRIVALS<sup>3</sup>

**38,774** IDP DEPARTURES<sup>3</sup>

**77%** of recorded IDP arrivals in Ar-Raqqa governorate were displaced from Ar-Raqqa city.

**60%** of all recorded IDP departures<sup>3</sup> were from communities in Ar-Raqqa governorate.

**40%** of all recorded IDP arrivals<sup>3</sup> originated from communities in Ar-Raqqa sub-district.

Figure 5: Five Ar-Raqqa sub-districts with the highest IDP departures (# IDPs)

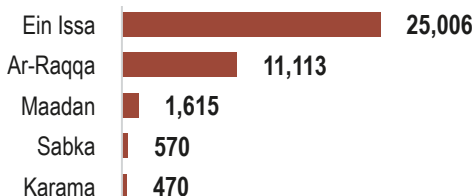



Figure 6: Five most common sub-districts of origin of IDP arrivals (# IDPs)



Karama sub-district saw the arrival of 3,890 IDPs across the month (Figure 4), mostly from the sub-districts of Maadan (1,460) and Sabka (1,560) (Map 1). For newly arrived IDPs across the governorate, the most common shelter types were camps (27,149) and individual tents (6,064).

Escalation of conflict around Al-Thawrah<sup>4</sup> led to IDP departures, many to destinations outside the governorate. Between 14 and 21 May, 1,277 IDPs from Al-Thawrah arrived in communities in Aleppo, mostly to the community of Menbij (1,242). The following week saw a decrease in IDPs from Al-Thawrah with arrivals from the town only reported in the cities of Al-Bab (371) and Menbij (153) in Aleppo governorate.

Map 1: Major displacements within and to Ar-Raqqa governorate

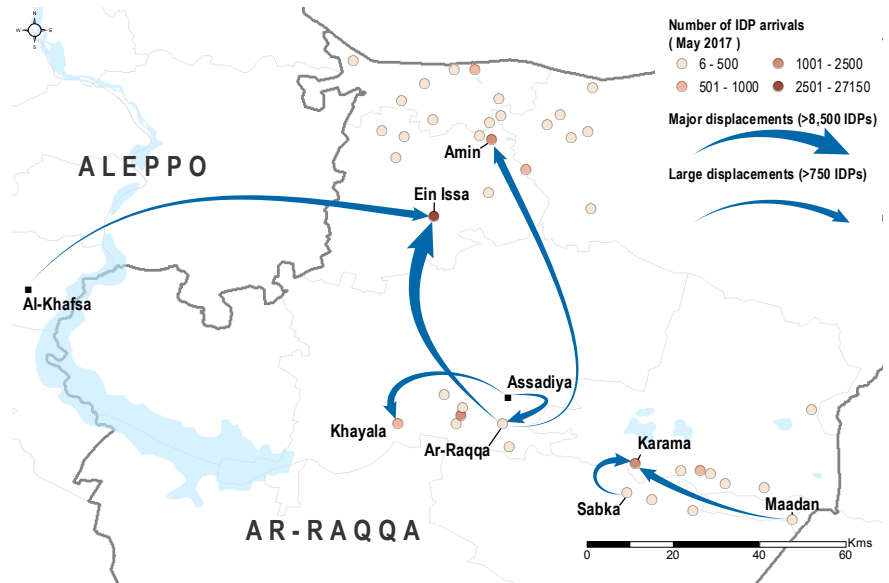
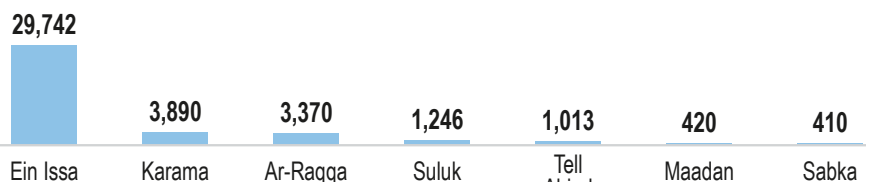


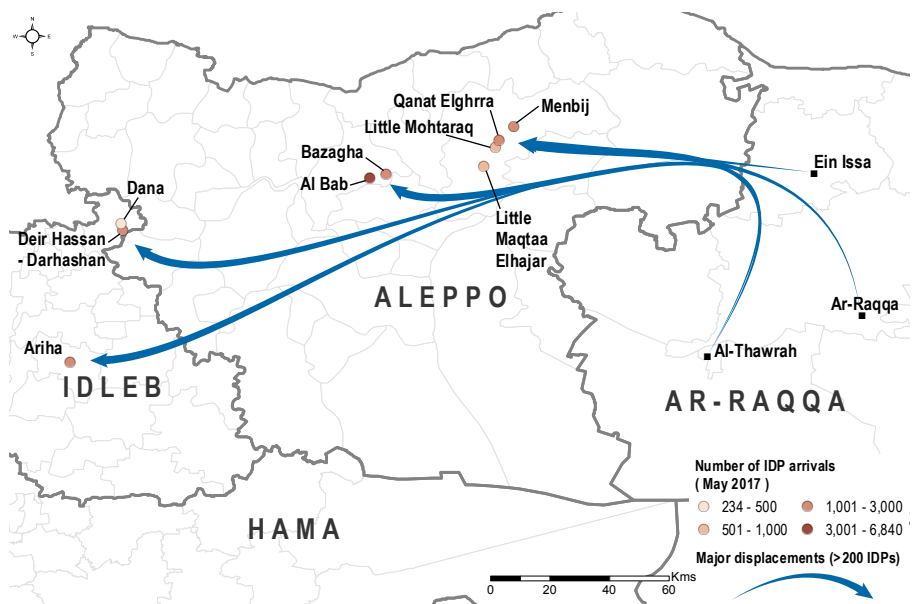
Figure 4: Ar-Raqqa sub-districts receiving the largest IDP arrivals (# IDPs)



In mid-May, 22,036 IDPs were recorded arriving in Ein Issa sub-district from communities across Ar-Raqqa sub-district. This continued into the next week, with a further 5,147 IDPs arriving in Ein Issa sub-district from communities in Ar-Raqqa sub-district, such as Ar-Raqqa (2,867), Rashid (513), Qahtaniyyeh (342) and Assadiya (114). Ein Issa sub-district also simultaneously saw 7,906 IDP departures during the same two week period. Many of these IDPs reportedly intended to travel to communities outside the governorate, including Menbij, A'zaz, Jalabiyeh and Jurneyyeh communities, with Ein Issa only having been intended as a transit location. In total, 25,006 IDPs departed from Ein Issa sub-district across the month.

ISMI-covered communities across Ar-Raqqa sub-district saw 3,370 IDP arrivals (Figure 4), with over three quarters arriving from communities in other parts of the sub-district, including Assadiya (1,719), Ar-Raqqa (637) and Hettin (510). Ar-Raqqa sub-district also saw 11,113 IDP departures during the month, most of whom reportedly intended to travel north or west, to Ein Issa (4,689), Jurneyyeh (1,020) and Tell Abiad (806) sub-districts.

Map 2: Major extra-governorate IDP arrivals from Ar-Raqqa governorate



<sup>4</sup>OCHA, Syria Crisis: Ar-Raqqa Situation Report No. 7, as of 3 June 2017

## IDLEB GOVERNORATE

Overall, 21,192 IDPs were recorded arriving to ISMI-covered communities in Idleb governorate this month, while 10,464 IDPs departed from ISMI-covered communities. As part of negotiated evacuations<sup>5</sup>, IDP arrivals most commonly originated from **Damascus sub-district (35%)**, specifically from **Barza Al Balad (4,092)**, **Qaboun (2,423)** and **Tishrine (764)** sub-districts. IDPs also arrived from **Hama (16%)**, **Homs (14%)** and **Ar-Raqqa (10%)** governorates, among others.

### NUMBERS AT A GLANCE

**21,192** IDP ARRIVALS

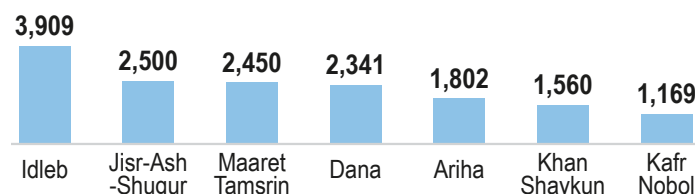
**10,464** IDP DEPARTURES

**35%** of reported IDP arrivals in Idleb were from Damascus sub-district.

**23%** of reported IDP departures in Idleb were from Dana sub-district.

**18%** of all recorded IDP arrivals in Idleb governorate were to Idleb sub-district.

Figure 7: Most common Idleb sub-districts receiving IDP arrivals (# IDPs)



Idleb sub-district received 3,909 IDPs (Figure 7), mostly from Homs (2,454) sub-district. Maaret Tamsrin sub-district saw the arrival of 2,450 IDPs (Figure 7), mostly from both Damascus sub-district (1,146) and Ar-Raqqa sub-district (1,140). For newly arrived IDPs, the most common shelter types were rented/owned housing (9,384) and hosted accommodation (3,363).

Simultaneously, 10,464 IDPs departed from ISMI-covered communities in Idleb governorate. As in April, departing IDPs most commonly left ISMI-covered communities due to reduced conflict in their areas of origin and travelled to communities within the governorate, including in **Jisr-Ash-Shugur (2,255)**, **Khan Shaykun (1,821)** and **Kafr Nobol (1,518)** sub-districts.

IDPs most commonly departed from **Dana sub-district (4,917)** (Figure 9), reportedly travelling to **Kafr Nobol (1,518)** sub-district in Idleb, as well as **Madiq Castle (585)** sub-district in Hama along with other communities across the country. Of departing IDPs, 24% reportedly travelled outside the governorate, to **communities in Hama (1,319)** and **Aleppo (1,156)** governorates.

Figure 8: Most common sub-districts of origin of IDP arrivals (# IDPs)

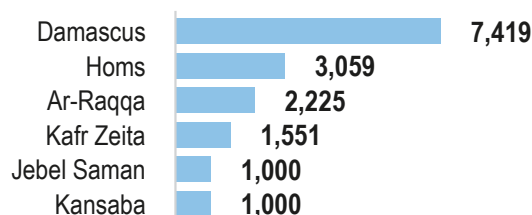
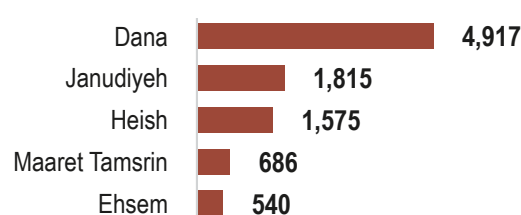


Figure 9: Five Idleb sub-districts with the highest IDP departures (# IDPs)



## HOMS GOVERNORATE

Overall, 515 IDPs were recorded arriving in Homs during May, similar to the numbers in April. Meanwhile, 361 IDPs departed from ISMI-covered communities (Figure 11). As has been the case in previous months, displacement within ISMI-covered areas of Homs remained limited in comparison to other governorates; IDP movements to and from Homs constituted under 1% of both the total number of IDP arrivals and departures across ISMI-covered locations<sup>6</sup>.

### NUMBERS AT A GLANCE

**515** IDP ARRIVALS<sup>3</sup>      **361** IDP DEPARTURES

**94%** of recorded IDP departures remained within Homs.

**91%** of recorded arrivals were from Homs governorate.

**58%** of recorded IDP arrivals were to communities in Ar-Rastan sub-district.

Figure 10: Homs sub-districts receiving the largest IDP arrivals (# IDPs)

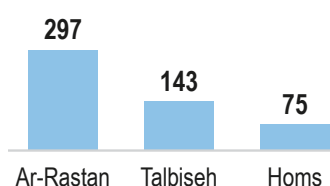


Figure 12: Sub-districts of origin of IDP arrivals (# IDPs)

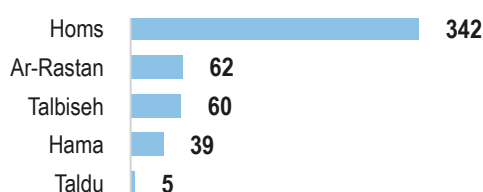
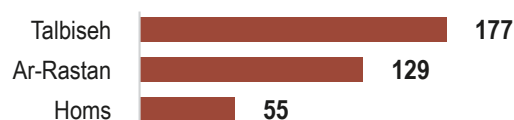


Figure 11: Homs sub-districts with the highest IDP departures (# IDPs)



New IDP arrivals were most commonly reported in **Ar-Rastan (297)** and **Talbiseh (143)** sub-districts (Figure 10), and largely originated from within Homs governorate itself (91%). Meanwhile, an additional 39 IDPs were recorded arriving from Hama sub-district in neighbouring Hama governorate (Figure 12).

Similarly, departing IDPs most commonly left from **Talbiseh (177)** and **Ar-Rastan (129)** sub-districts (Figure 11). The vast majority of departures remained within the governorate (341), most commonly intending to travel to communities in **Talbiseh sub-district (279)**.

<sup>5</sup> OCHA, [Under-Secretary-General Stephen O'Brien: Statement to the Security Council on Syria](#), 30 May 2017

<sup>6</sup> ISMI coverage in Homs is lower than in other governorates and this may account for the low proportion of total IDP movements in comparison to other governorates.

## DEIR-EZ-ZOR GOVERNORATE

In May, 2,181 IDP arrivals were reported across ISMI-covered communities in Deir-ez-Zor, a slight increase relative to April (1,890). As was the case in March and April, the majority of arrivals (50%) originated from conflict-affected **Ar-Raqqa governorate (1,100)**. However, reflecting the increasing conflict in parts of Deir-ez-Zor, a large proportion of arrivals (45%) were displaced from within the governorate itself during May, particularly from **Al Mayadin (371)** and **Deir-ez-Zor (290)** sub-districts (Figure 14).

The most common shelter types for newly arrived IDPs were hosted accommodation (1,105) and rented/owned housing (975).

Figure 13: Deir-ez-Zor sub-districts receiving the largest IDP arrivals (# IDPs)

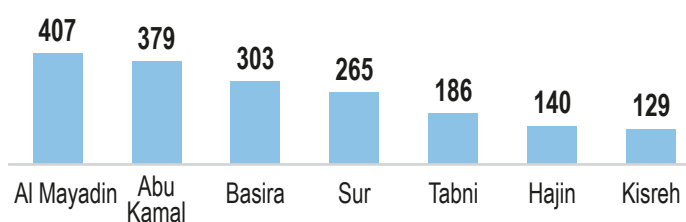
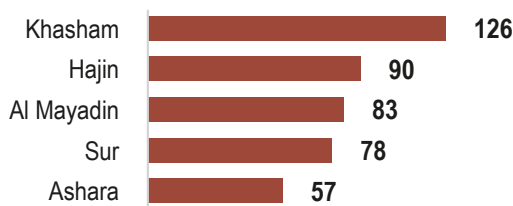


Figure 15: Five Deir-ez-Zor sub-districts with the highest IDP departures (# IDPs)



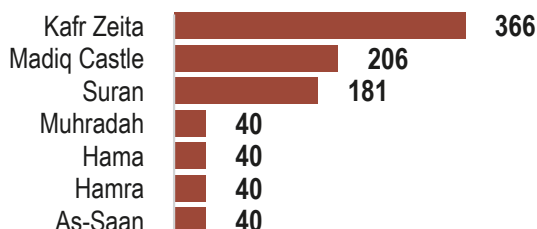
## HAMA GOVERNORATE

A total of 2,147 IDPs were recorded arriving to ISMI-covered communities in Hama governorate during May. Overall, IDPs most commonly arrived in **Madiq Castle (1,018)**, **Suran (342)** and **Hamra (304)** sub-districts (Figure 16), and largely originated from within **Hama governorate itself (1,548)**. Those arriving in Madiq Castle sub-district most commonly came from sub-districts further south in the governorate, specifically **Muhradah (208)** and **Suran (110)**, and from **Madiq Castle itself (203)**. Additionally, 259 IDPs arrived in Madiq Castle sub-district from **Damascus sub-district**.

The most common shelter types for newly arrived IDPs were rented/owned housing (857) and hosted accommodation (846).

Simultaneously, 933 IDPs were recorded leaving ISMI-covered communities in May, most commonly travelling to **Idleb governorate (529)** or to other communities within **Hama governorate (371)**. As has been the case for the last two months, IDPs most commonly left ISMI-covered communities due to the escalation of conflict.

Figure 17: Hama sub-districts with the highest IDP departures (# IDPs)



### NUMBERS AT A GLANCE

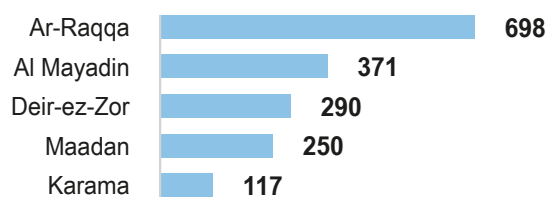
2,181 IDP ARRIVALS<sup>3</sup>      476 IDP DEPARTURES<sup>3</sup>

80% of recorded IDP departures were to intended destinations within Deir-ez-Zor governorate.

50% of recorded IDP arrivals came from Ar-Raqqa governorate.

36% of recorded IDP arrivals in Deir-ez-Zor were to Al Mayadin and Abu Kamal sub-districts.

Figure 14: Five most common sub-districts of origin of IDP arrivals (# IDPs)



Meanwhile, a total of 476 IDPs experienced secondary displacement from ISMI-covered communities in Deir-ez-Zor during May, a 49% decrease in comparison to April (928). IDPs most commonly left from **Khasham (126)** and **Hajin (90)** sub-districts (Figure 15). The majority of departures (411) reportedly intended to travel to communities within the governorate. There were 65 IDP departures to communities in **Idleb (35)** and **Al-Hassakeh (30)** governorates. The most common reason for departures across the governorate was escalation of conflict.

### NUMBERS AT A GLANCE

2,147 IDP ARRIVALS<sup>3</sup>      933 IDP DEPARTURES<sup>3</sup>

38% of recorded IDP departures in Hama were to Dana sub-district.

19% of recorded IDP arrivals in Hama were from Muhradah sub-district.

5% of all recorded IDP arrivals<sup>3</sup> were from communities in Hama governorate.

Figure 16: Five Hama sub-districts receiving the largest IDP arrivals (# IDPs)

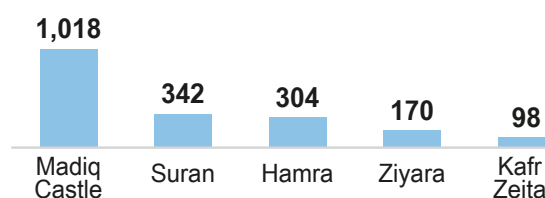
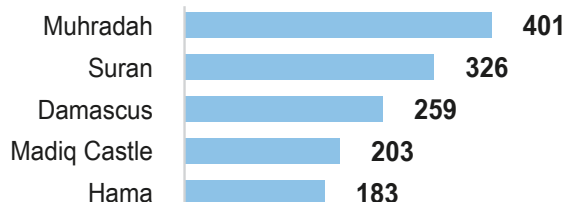


Figure 18: Five most common sub-districts of origin of IDP arrivals (# IDPs)



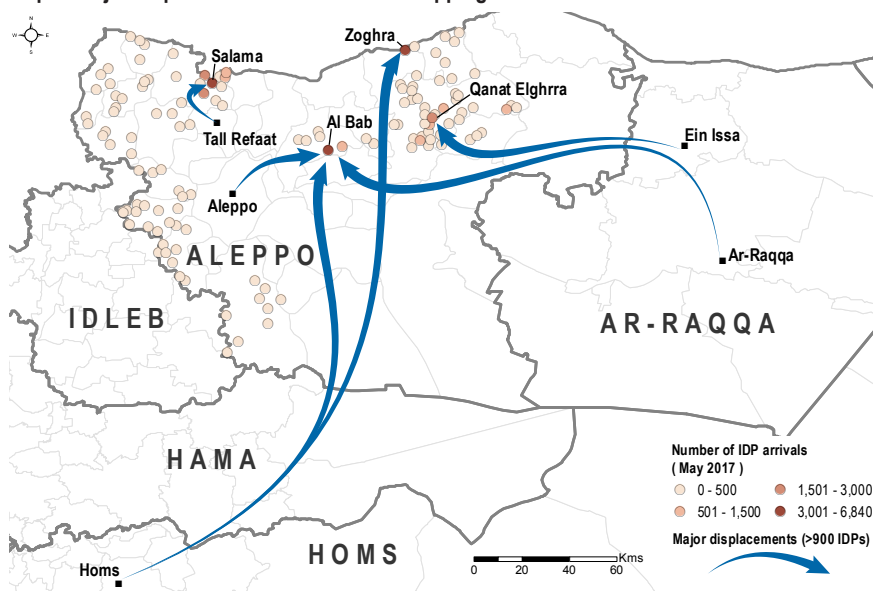
## ALEPPO GOVERNORATE

Overall, 35,049 IDPs were recorded arriving to ISMI-covered communities in Aleppo governorate this month, more than double the number of IDP arrivals recorded last month (13,877). During May, more than half (54%) of the arrivals were recorded in A'zaz and Menbij sub-districts (Figure 19).

### NUMBERS AT A GLANCE

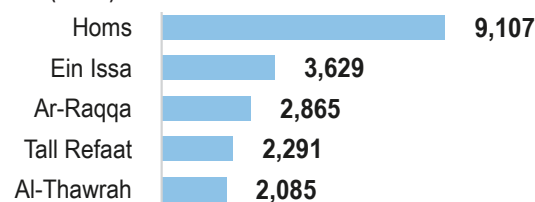
- 35,049** IDP ARRIVALS<sup>3</sup>
- 13,600** IDP DEPARTURES<sup>3</sup>
- 50%** of reported IDP departures from Aleppo were from A'zaz sub-district.
- 35%** of all recorded IDP arrivals<sup>3</sup> were to sub-districts within Aleppo governorate.
- 26%** of reported IDP arrivals in Aleppo were from Homs governorate.

Map 3: Major displacements within and to Aleppo governorate



IDP arrivals most commonly originated from Homs governorate (9,205), specifically from the community of Wa'er in Homs sub-district (9,107) as part of negotiated evacuations<sup>5</sup>. These IDPs arrived in Jarablus (5,728), Al Bab (3,307) and A'zaz (72) sub-districts. A large proportion of arrivals also originated from Ar-Raqqa governorate (9,051), most commonly from Ein Issa (3,629), Ar-Raqqa (2,865) and Al Thawrah (2,085) sub-districts (Figure 20). These IDPs mostly arrived in Menbij (5,762) and Al Bab (2,423) sub-districts. For newly arrived IDPs, the most common shelter types were camps (13,153), and rented or owned housing (10,399).

Figure 20: Five most common sub-districts of origin of IDP arrivals (# IDPs)



Simultaneously, 13,600 IDPs departed from communities in Aleppo governorate, half of which (50%) left the sub-district of A'zaz (6,736) (Figure 21). Departing IDPs most commonly left ISMI-covered communities due to reduced conflict in their areas of origin, and most commonly travelled to areas within Aleppo governorate (7,966), including Menbij (4,082) and A'zaz (2,665) sub-districts.

Figure 21: Five Aleppo sub-districts with the highest IDP departures (# IDPs)

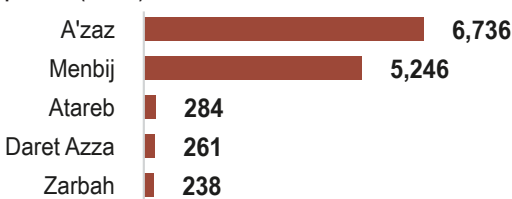
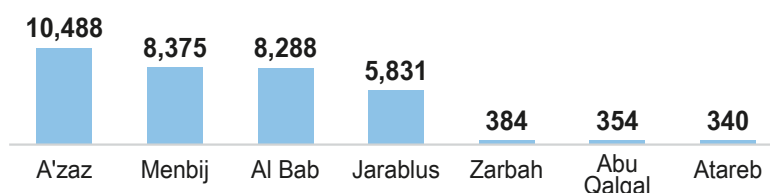


Figure 19: Aleppo sub-districts receiving the largest IDP arrivals (# IDPs)



## About ISMI & This Factsheet

The IDP Situation Monitoring Initiative (ISMI) is an initiative of the Camp Coordination and Camp Management (CCCM) Cluster, which incorporates data collected by cluster members, REACH and Syria Relief Network (SRN).

Following a baseline assessment conducted between 23 October and 21 November 2016, weekly data collection cycles have been initiated to provide regular updates on IDP movements. Based on 1,183 communities in the governorates of Aleppo, Ar-Raqqa, Deir-ez-Zor, Hama, Homs and Idleb during the baseline, this factsheet presents a summary of reported inward and outward movements of IDPs in the month of May 2017. **From 1 to 28 May 2017, such displacements were reported in 386 communities out of all ISMI-covered communities.**

Displacement was identified through an extensive key informant (KI) network, either through alert initiated by KIs or follow-up by enumerators. A range of two to three KIs were interviewed in each community, while information collected is triangulated with CCCM member data and humanitarian updates. This approach allows for regular updates on IDP movements at a community level across areas assessed. As coverage is not across all potentially affected areas, there are displacements that are not reported on here.

An initiative of



**Feedback:** CCCM Cluster  
Northern Syria  
**Email:** [syria.cross.border.info@cccmcluster.org](mailto:syria.cross.border.info@cccmcluster.org)  
**Info:** <http://www.globalccmcluster.org>,  
<https://www.humanitarianresponse.info>

Implemented by

