

Daraiya

May 2015

Reported Top Needs

	Host Communities		Displaced	
	Female	Male	Female	Male
Health	30%	9%	20%	14%
Electricity	5%	29%	2%	9%
Waste Water Mgmt	18%	20%	0%	0%
Domestic Water	4%	11%	7%	17%
Drinking Water	0%	17%	3%	9%
Winterisation	0%	0%	15%	0%
Employment	11%	6%	10%	14%
Shelter	0%	0%	13%	14%
Food	0%	0%	8%	11%
Education	9%	0%	10%	9%

Host

Displaced

Demographic Pressure

Top 3 reasons for moving in
Last 3 years Last 6 months

- Knew friends/family 1 Knew friends/family
N/A 2 Safety concerns
N/A 3 More shelter options or availability

97% of hosts reported significant population increase in the last 3 years

74% of displaced reported significant population increase in the last 6 months

Social Stability

Potential sources of tensions related to:
Lack of Social interaction

Lack of conflict mitigation mechanisms

Lack of confidence in institutions

Restrictions on displaced communities

Negative views of international actors

Social fragmentation

Host

Displaced

Reported issues causing community divisions

- Job shortages 1 Job shortages
Political affiliations 2 Housing shortages/rent increase
Religious/ideological differences 3 Overstretched resources

Income & Poverty

Main sources of income

- Informal commerce 1 Unskilled non-agricultural labour
Formal commerce 2 Food vouchers
Unskilled non-agricultural labour 3 Informal commerce

Most common mode of employment

Regular Irregular/temporary

Average monthly HH income

\$1085 as reported by respondents \$432

Reported changes in unemployment in last 3 years/6 months

Increased Increased

Most Commonly Reported HH expenditures on basic food staples

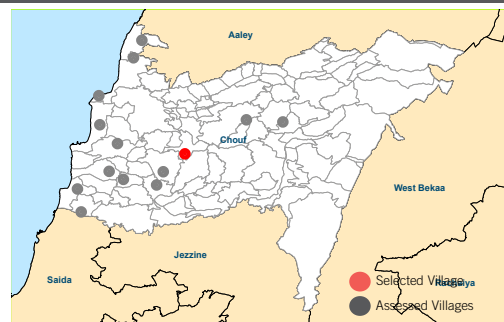
21 - 30% 51 - 60%

Most Commonly Reported HH expenditures on essential non-food items

11 - 20% 11 - 20%

Top coping mechanisms to cover cost of basic needs

- Borrow money/food 1 Buy cheaper/lower quality food
Buy cheaper/lower quality food 2 Reduce number of meals
Reduce number of meals 3 Borrow money/food

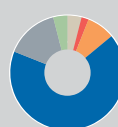


Host

Displaced

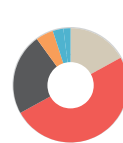
Shelter

Main types of accommodation reported



- Collective centre/shelter
- Factory/Warehouse
- Tent/Handmade shelter in settlement
- Garage/Shop/Worksite
- Homeless/No shelter
- Independent house/apartment
- One room structure
- Unfinished building

Kind of occupancy arrangement



- Owned apartment/house
- Unfurnished rental/Land
- Furnished rental
- Provided by employer
- Hosted
- Squatting
- Assistance/Charity

Average monthly household rent

\$167

\$272

Reported evictions



- Yes
- No
- Do not know

have heard reports of evictions

Electricity

Average hours of electricity reported per day

9h

10h

Average monthly HH expenditure reported

\$145

\$49

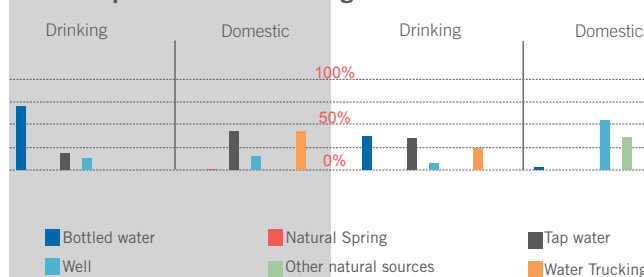
Main source of electricity

Public network

Public network

Water

Top sources for drinking and domestic water



Average monthly expenditure on drinking water per HH

\$34

\$32

Average monthly expenditure on domestic water per HH

\$77

\$38

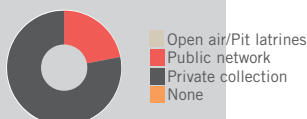


Host

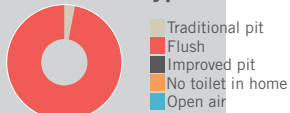
Displaced

Wastewater Management

Main wastewater systems



Types of toilets



Access to showering and washing facilities

100%

of respondents HH have access to showering and washing facilities

94%

Reported flooding or presence of stagnant water within community in the last 12 months

56%

reported flooding in immediate surroundings

33%

Solid Waste Management

Main type of solid waste disposal

Public collection

Private collection

In the last 3 months

Refuse/garbage

16%

of respondents reported noticeable excess refuse/garbage

35%

Presence of pests

16%

of respondents reported noticeable presence of flies, rodents, and insects

61%

Health

Most commonly reported child illnesses

Acute respiratory diseases 1 Diarrhea

Diarrhea 2 Skin rashes

Skin rashes 3 Scabies

Top 3 challenges in accessing health services

Cost of health services 1 Cost of health services

Cost of medicines 2 Cost of medicines

No affordable transportation 3 No affordable transportation

Participated in polio campaigns in last 3 months

91%

took their children to be vaccinated in polio campaign

80%

Reasons for not participating in polio campaigns



N/A



Host

Displaced

Education

Out of 32 caregivers 90% of caregivers reported children enrolled 2013-14

Out of 32 caregivers 58%

Out of 32 caregivers 90% of caregivers reported children enrolled 2014-15

Out of 32 caregivers 25%

Out of 8 adolescents N/A adolescents were enrolled 2013-14

Out of 8 adolescents N/A

Out of 8 adolescents N/A adolescents are enrolled 2014-15

Out of 8 adolescents N/A

Non-formal education opportunities

89%

reported there are no non-formal education opportunities

93%

Top reported challenges in accessing education

Cost of school fees 1 Cost of school fees

Cost of school supplies 2 Cost of school supplies

No affordable transportation 3 No affordable transportation

Children and Women

Birth registration

0%

respondents reported cases of unregistered births

10%

Vulnerable population groups living within community

Average reported proportion of

Separated women 37%

8%

Widowed women 9%

8%

Unaccompanied children minors N/A

0%

Orphans 0%

0%

Pregnant women 10%

7%

Girls married before 18 38%

29%

Population groups engaged in income generation

Men (18+) 1 Men (18+)

Women (18+) 2 Male adolescents (12-17)

Male adolescents (12-17) 3 Women (18+)

Reasons why women may not be participating in the labor force

Household and child raising responsibilities 1 Traditional values/customs

Traditional values/customs 2 Low levels of or no education

N/A 3 No skills

Main activities for out of school boys under 18

Informal employment 1 Informal employment

Household chores/Child care 2 Household chores/Child care

N/A 3 Begging

Main activities for out of school girls under 18

Household chores/Child care 1 Informal employment

Informal employment 2 Household chores/Child care

N/A 3 N/A

Cases of abuses and services

3%

of respondents heard of cases of abuse, exploitation or sexual violence in last 6 months

0%

0%

of respondents know of services available for women and children at risk or survivors of violence, abuse or exploitation

0%