

Water Price Monitoring - Regional Factsheet: Gedo

SOMALIA, OCTOBER 2016



REACH Informing more effective humanitarian action

GEDO REGION

BACKGROUND

The Water Price Monitoring assessment was conducted in response to the lack of sufficient information on variations in water prices over time and between different areas in Somalia.

The activity aims to establish a data collection, monitoring and reporting system on water market prices in order to allow humanitarian and development actors to better analyse humanitarian needs in areas particularly affected by drought.

The third round of data collection in Gedo was conducted through a quantitative survey between 2 - 5 October 2016, focusing on only those waterpoints in the region that are charging for water. No data collection was conducted in September. The assessment has followed the official district boundaries of the region, while acknowledging that there are different perceptions of the borders at field level.

All prices are shown in US Cents for 90L water. This is the daily amount used by a household of 6 members, consuming the minimum Sphere standard of 15L water per person per day. Price changes are subject to exchange rate.

SUMMARY

While waterpoints were assessed in all six districts in Gedo, the sample in Garbahaarrey and Baardheere proved too small to make a representative, district level assessment. In addition, due to security issues in Belet Xaawo, the assessment team was unable to collect data of waterpoints in the official Belet Xaawo district.

177 Assessed Water Points

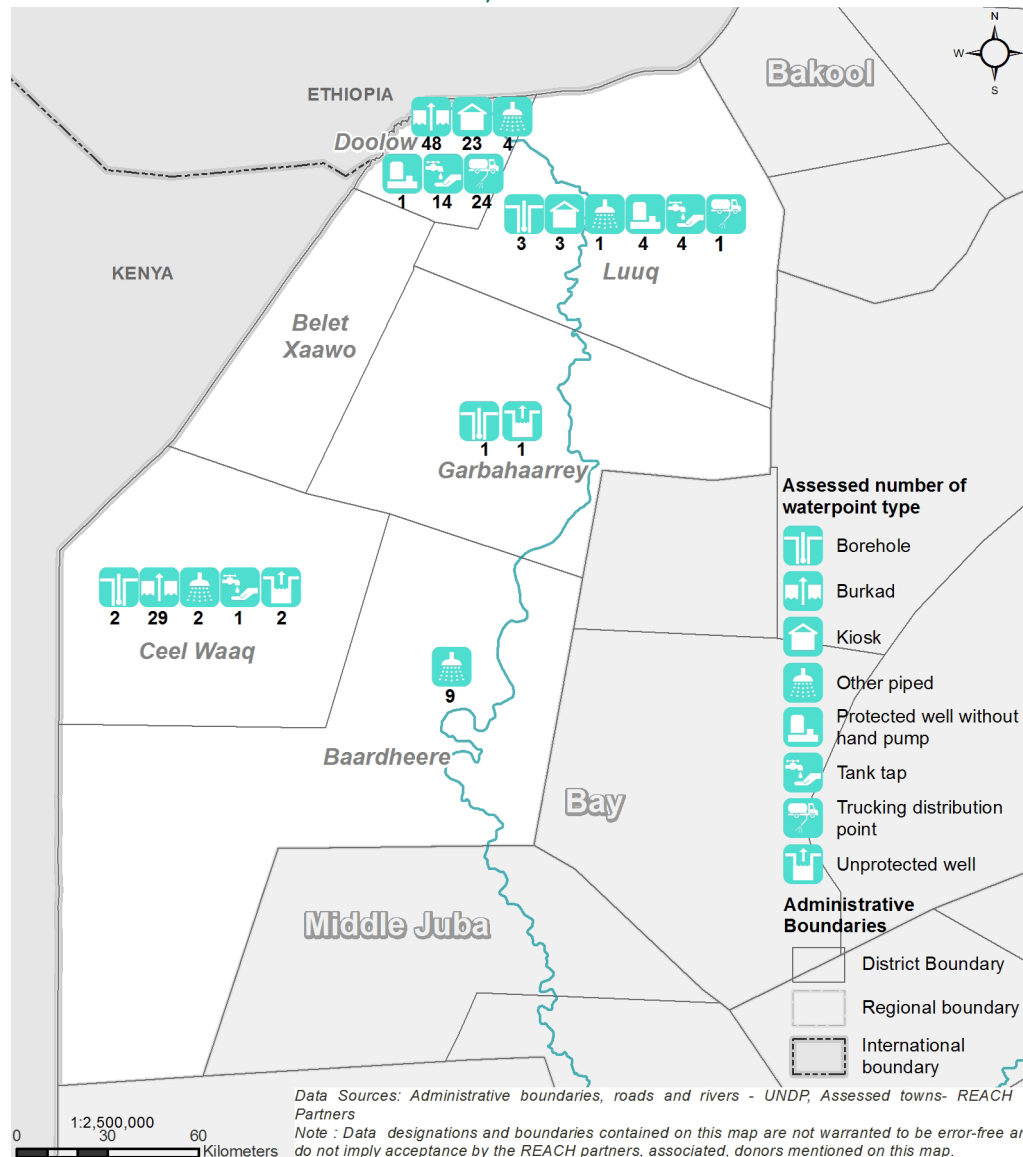
Average water price: % Change from August:

August **54** US Cents

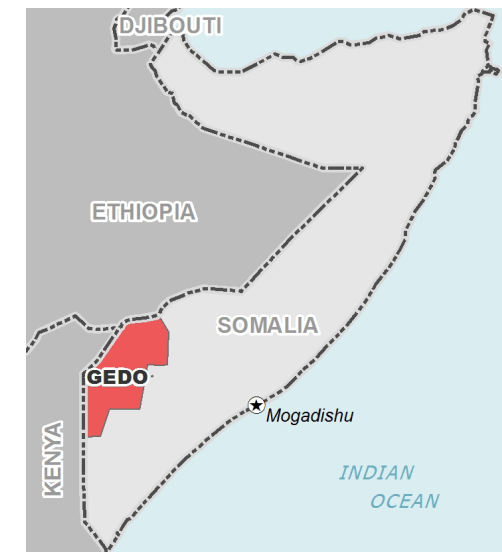
October **69** US Cents

26%

LOCATION OF ASSESSED WATERPOINTS, PER TYPE



LOCATION MAP Gedo



REACH-GWC PARTNERSHIP

This assessment was made possible through funding from CARE & OFDA and conducted in the framework of a global partnership between the Global WASH Cluster and REACH.

Since 2015, REACH has provided technical specialists in assessment and information management to help the Global Cluster improve the availability of evidence on which to make informed decisions when planning and monitoring response.

ACKNOWLEDGEMENT

REACH would like to acknowledge the contribution of the following partners that supported the data collection for the Water Price Monitoring assessment in Gedo region: ACTED, ASEP, Concern, COOPI, DRC, IOM, LLG, NCA, SADO, SHRA, and SRDA.

ASSESSED WATERPOINTS

3 Most Reported Waterpoints



Types of Water Treatment



Waterpoint filling

% of waterpoints that are being refilled and used as water storage



Waterpoint Administration



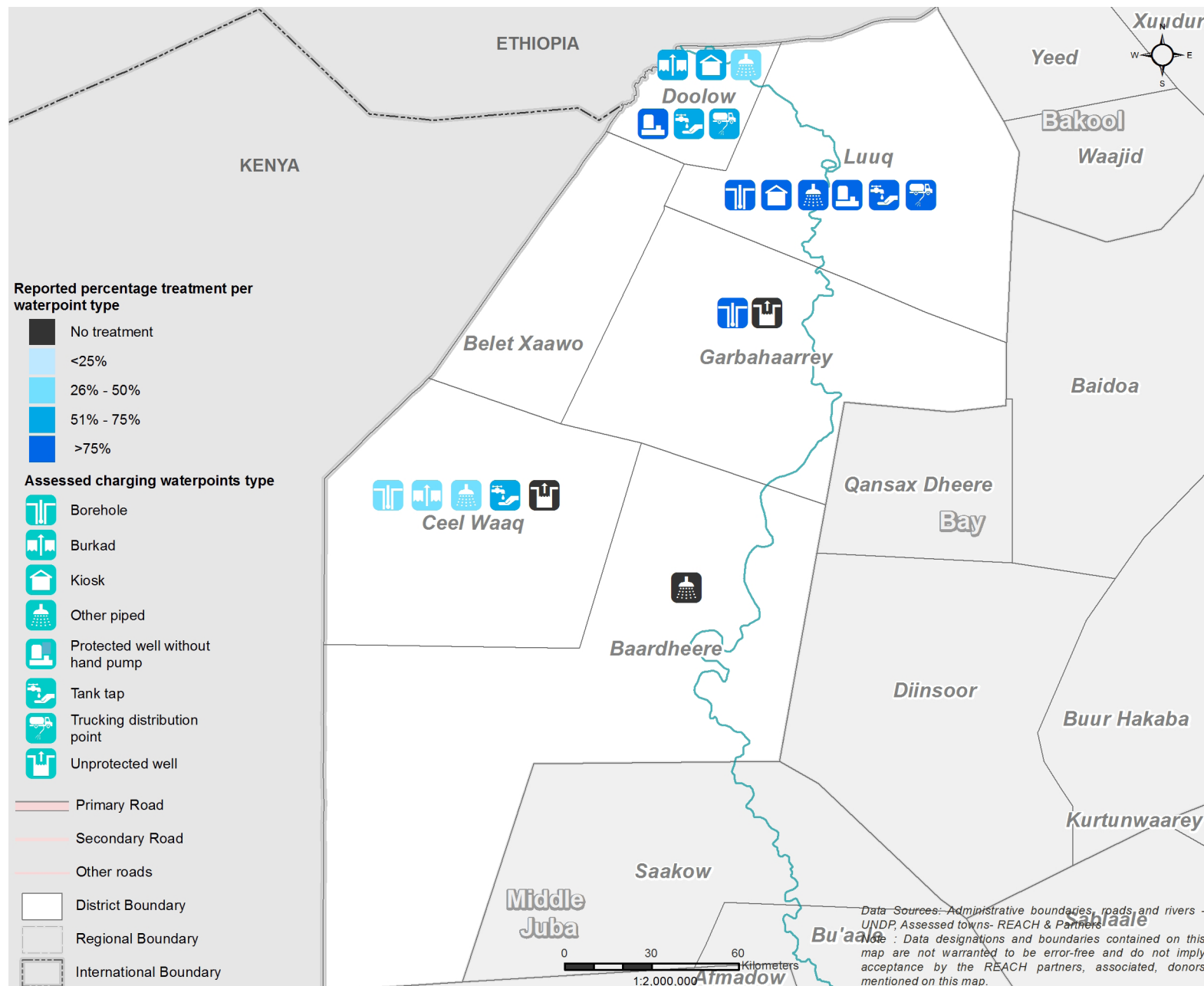
3 Most Common Water Usage



4 Most Reported Problems



TYPE OF WATER TREATMENT



WATER PRICE

Prices are shown in US Cents.

1\$ = 23,300 SoS, 100 kes and 23 etb as of October 2016, average exchange rate.

Average Price, by District

| | August | October | % change |
|--------------|--------|---------|----------|
| Baardheere | 20 | 19 | -1% |
| Belet Xaawo | 43 | 44 | +2% |
| Ceel Waaq | 124 | 186 | +50% |
| Doolow | 36 | 40 | +9% |
| Garbahaarrey | 99 | 78 | -21% |
| Luuq | 29 | 30 | +2% |

Price Change, by Source

Types of waterpoints with the largest reported price change from August to October

| | August | October | % change |
|------------------|--------|---------|----------|
| Unprotected Well | 53 | 79 | +50% |
| Burkad | 81 | 109 | +34% |
| Borehole | 28 | 35 | +27% |

Price of Treated / Non-treated Water

The average price of treated and non-treated water

| | August | October | % change |
|-------------|--------|---------|----------|
| Treated | 48 | 58 | +22% |
| Non-Treated | 64 | 83 | +31% |

Of the assessed waterpoints in October, non-treated water was +32% more expensive than treated water.

About REACH

REACH facilitates the development of information tools and products that enhance the capacity of aid actors to make evidence-based decisions in emergency, recovery and development contexts. All REACH activities are conducted through inter-agency aid coordination mechanisms.

For more information, you can write to our in-country office: somalia@reach-initiative.org Visit www.reach-initiative.org and follow us @REACH_info.

CHANGE IN WATER PRICES ACROSS GEDO REGION, AUGUST–OCTOBER, 2016

