



IDP Camp Profile - Tazade Camp

Sulaymaniyah, Iraq
May 2017

Management agency: Government and YAO Organization
Manager/Focal point: Mohammed hasan Hatem
Phone number: 7713297417
Email: n/a
Registration actor: Government and YAO Organization

Summary

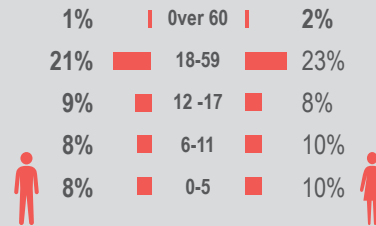
This profile provides an overview of conditions in Tazade camp. Primary data was collected through household surveys on 29-06-2017. Households were randomly sampled to a 95% confidence and 10% margin of error, based on population figures provided by CCCM. In some cases, additional information from camp managers has been used to support findings.

Camp Overview

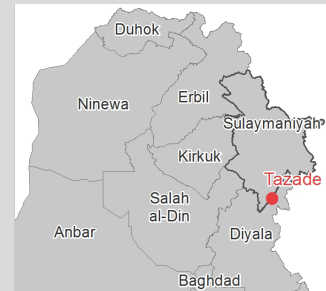
of individuals: 2,085
of households: 436
Date opened: 7/5/2015
Occupied number: 571
Ongoing extension: No
Planned capacity: 1,000
Camp area: 140,896m²

Demographics

47% male / 53% female

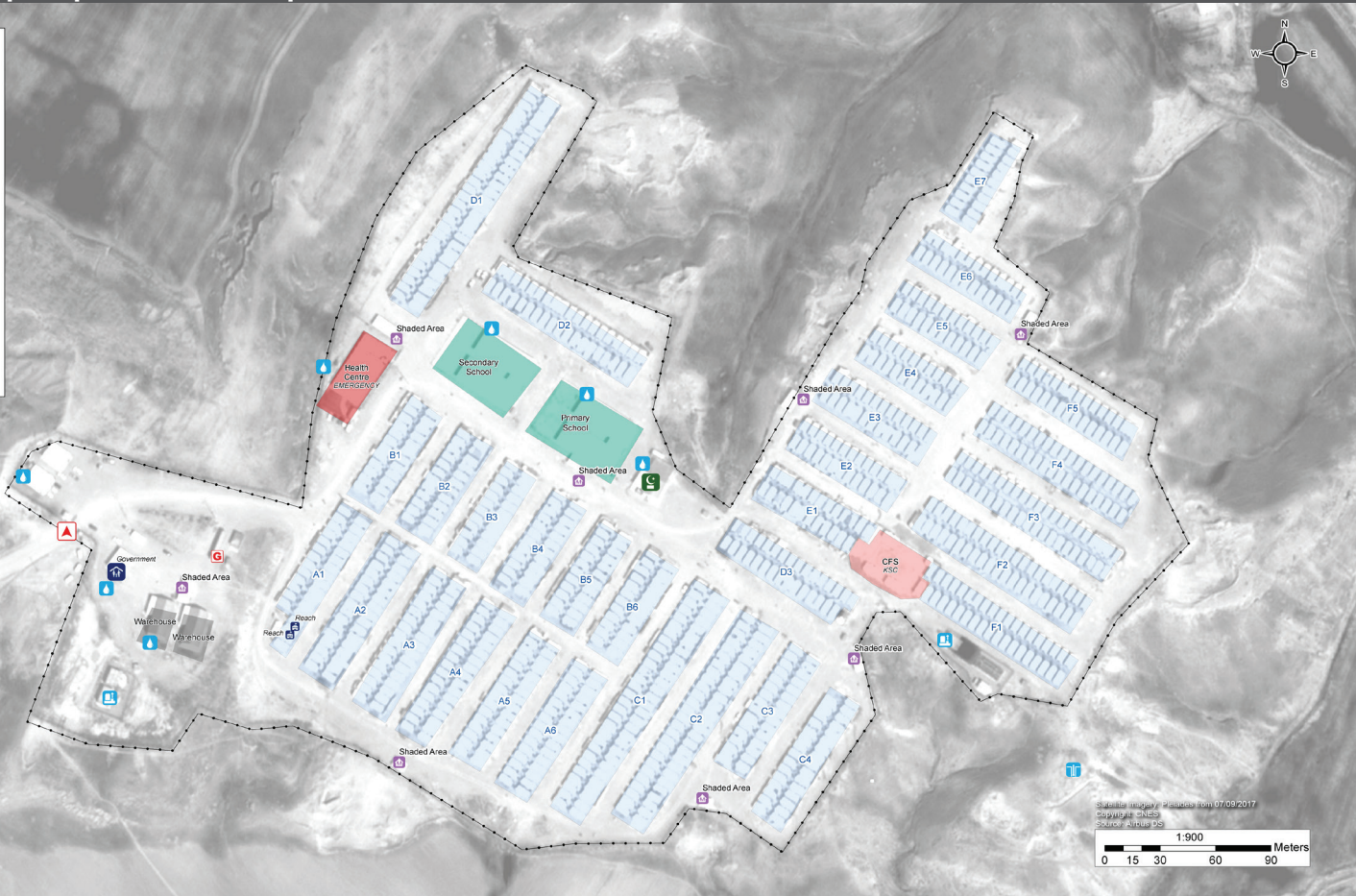
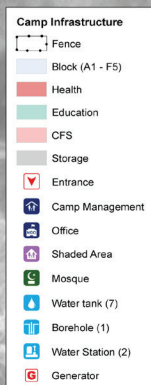


Location Map



IDP Camp Map - Tazade Camp

Lat.34° 42' 20.175" N Long. 45° 26' 55.56" E



Sectoral Minimum Standards

		Target	Previous Round	Current Round	Achievement
Education	% of children aged 6-11 attending formal school	100%	85%	71%	●
	% of children aged 12-17 attending formal school	100%	69%	73%	●
Food	% of households accessed Family Food Parcel or equivalent in the past month	100%	96%	95%	●
Health	Health services are available on-site or within walking distance	Yes	Yes	Yes	●
CCCM	Average open area per household	min. 30m ²	21m ²	249m ²	●
Protection	% of IDPs registered on an individual basis (MODM/DDM)	100%	98%	98%	●
Shelter	Average covered area per person	min 3.5m ²	2.6m ²	3.7m ²	●
	Average number of individuals per shelter	max 5	7	6	●
WASH	# of persons per latrine	max. 20	2	2	●
	# of persons per shower	max. 20	2	2	●
	Frequency of solid waste disposal at least weekly	Min. weekly	Yes	Yes	●

Targets based on minimum standards agreed with the CCCM Cluster, Iraq. Findings based on household-level data, enumerator field observations, and camp management documentation
● Minimum standard reached, ● More than 50% minimum standard reached, ● Less than 50% of minimum standard reached or not at all





IDP Camp Profile - Tazade Camp

Sulaymaniyah, Iraq

May 2017

Management agency: Government and YAO Organization
 Manager/Focal point: Mohammed hasan Hatem
 Phone number: 7713297417
 Email: n/a
 Registration actor: Government and YAO Organization

Shelter

Top observed shelter type

Caracan 100%

Top reported needed shelter items

Tarpaulin 67%

Sun shading net 64%

Timber 11%

Top reported needed basic items

Mattresses 57%

Jerry cans 53%

Blankets 27%

Top reported needed winter item

Clothes 84%

Top reported needed summer item

Rechargeable fan 89%

Food Security

Reported access to food assistance

27% accessed food assistance in past month

20% received Public Distribution System (PDS) in past month

Top three food consumption coping strategies

Cheaper food 27%

Borrowed food 3%

n/a n/a

WASH

Latrines and showers

0% reported public or communal latrines

0% public/communal latrines lockable from the inside

0% public/communal latrines with functioning lighting

Top three reported methods of waste removal

Collected 89%

Bin 11%

n/a n/a

Reported drinking water sources

0% connection inside the home to collective water storage

99% connection inside the home to private water storage

0% communal water tap outside the shelter

Access to water

0% reported 24 consecutive hours without access to water in the past month

Community Organisation

IDP committees

100% reported awareness of IDP committee(s)

Complaints mechanism

12% made a complaint about conditions or assistance

Protection

Family Separation

0% reported hosting unaccompanied or separated minors

0% reported that other family members intended to join them

Vulnerable groups

Pregnant / lactating women 1%

Chronically ill individual(s) 7%

Disabled individual(s) 3%

Female headed households 8%

Intentions

0% planned to move to a different location in next 3 months

Restrictions

100% reported being able to leave the camp temporarily (e.g. to go to the market, for livelihood opportunities)

Livelihoods

0% reported as being economically inactive

Top three income sources*:

Unskilled agricultural labour 39%

Unskilled labour 26%

Public sector 8%

*Households were asked to select all income sources within household.

Top three reported livelihood coping strategies

Debt 31%

Spent savings 20%

Charitable donations 16%