



IDP Camp Profile - Al Nabi Younis

Baghdad, Iraq
December 2015

Management agency: Baghdad Governorate
Manager/Focal point: Hussain Shalash Taher
Phone number: 7701477663
Email: Husseinslhsh@yahoo.com
Registration actor: Camp management

Summary

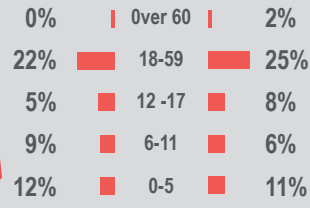
This profile provides an overview of conditions in Al Nabi Younis camp. Primary data was collected through household surveys on 29/12/2015. Households were randomly sampled to a 95% confidence and 10% margin of error, based on population figures provided by CCCM. In some cases, additional information from camp managers has been used to support findings. Round III of data collection was in October 2015.

Camp Overview

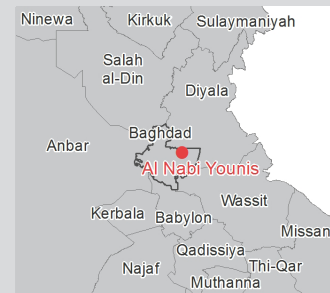
of individuals: 2873
of households: 672
Date opened: 9/11/2014
Accommodation: 400
Ongoing extension: no
Planned capacity: 401
Camp area: 0.1 km²

Demographics

48% male / 52% female

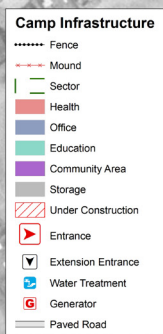


Location Map



IDP Camp Map - Al Nabi Younis

Lat.33° 21' 46.314" N Long. 44° 39' 45.517" E



Sectoral Minimum Standards

		Target	Previous Round	Current Round	Achievement
Education	% of children aged 6-11 attending formal school	100%	77%	69%	●
	% of children aged 12-17 attending formal school	100%	72%	62%	●
Food	% of households accessed Family Food Parcel or equivalent in the past month	100%	80%	99%	●
Health	Health services are available on-site or within walking distance	yes	yes	yes	●
CCCM	Average open area per household	min. 30m ²	113m ²	101 m ²	●
Protection	% of IDPs registered on an individual basis (MODM/DDM)	100%	98%	97%	●
Shelter	% of households accessed shelter assistance since arrival at the camp	100%	100%	74%	●
	Average covered area per person	min. 3.5m ²	9.6m ²	12 m ²	●
	Average number of individuals per tent	max.5	8	7	●
WASH	# of persons per latrine	max. 20	8	7	●
	# of persons per shower	max. 20	8	7	●
	Frequency of solid waste disposal at least weekly	min. weekly	yes	yes	●

Targets based on minimum standards agreed with the CCCM Cluster, Iraq. Findings based on household-level data, enumerator field observations, and camp management documentation
● Minimum standard reached, ● More than 50% minimum standard reached, ● Less than 50% of minimum standard reached or not at all



CCCM CLUSTER
SUPPORTING DISPLACED COMMUNITIES

For more information on this profile please contact:
CCCM Cluster: iraqimo@cccmcluster.org
REACH Initiative: melissa.meinhart@reach-initiative.org

REACH An initiative of
IMPACT Initiatives
ACTED and UNOSAT



IDP Camp Profile - Al Nabi Younis

Baghdad, Iraq
December 2015

Management agency: Baghdad Governorate
Manager/Focal point: Hussain Shalash Taher
Phone number: 7701477663
Email: Husseinshlsh@yahoo.com
Registration actor: Camp management

Shelter

Top three observed shelter types*

Caravan	100%	<div></div>
n/a	n/a	
n/a	n/a	

*Households were asked to select all shelter typologies within household.

Winterization and household items

16%	reported a second fly sheet
0%	reported at least one stove or space heater
11%	reported at least one blanket per person
1	average number of carpets per HH
7	average number of mattresses per HH

Hazards

4%	reported exposed electrical cables at site
----	--

Shelter Improvement

25%	reported making own improvements to their shelter
16 USD	average total reported cost of shelter improvements

*Conversion rate: 1 USD = 1,106.37 IQD

Households reporting flooding in past three months, by type

No flooding	63%	<div></div>
Flooding (temporary damage)	36%	<div></div>
Flooding (permanent damage)	1%	<div></div>

Household Income

3%	reported a household income of under 10 USD in the past month (including aid, gifts or pension)
44%	reported humanitarian aid within top three sources of livelihood in past month

Protection

Family Separation

0%	reported hosting unaccompanied or separated minors
5%	reported that other family members intended to join them

Vulnerable groups

Pregnant / lactating women	29%	<div></div>
Chronically ill individual(s)	6%	<div></div>
Disabled individual(s)	3%	<div></div>

Intentions

0%	planned to move to a different location in next 3 months
----	--

Restrictions

0%	reported entry or exit restrictions during daylight hours
----	---

Documentation

11%	reported missing civil documents
-----	----------------------------------

Food Security and Coping Strategies

Reported access to food assistance

99%	accessed food assistance in past month
86%	received Public Distribution System (PDS) in past month

Top three reported food consumption coping strategies

Cheaper Food	5%	<div></div>
Borrowed Food	3%	<div></div>
n/a	n/a	

Top three reported livelihood coping strategies

Spent savings	62%	<div></div>
Spent less money	16%	<div></div>
Sold HH assets	12%	<div></div>

WASH

Latrines and showers

100%	reported access to functional latrines
100%	reported access to functional showers

Top three reported methods of waste removal

Collected	68%	<div></div>
Communal Bin	32%	<div></div>
n/a	n/a	

Primary reported drinking water source

0%	connection inside the home to collective water storage
1%	connection inside the home to private water storage
0%	communal water tap outside the shelter
99%	purchased from shop
0%	open well
0%	other source

Access to water

0%	reported 24 consecutive hours without access to water in the past month
----	---

Community Organisation

IDP committees

100%	reported awareness of IDP committee(s)
------	--

Of these, IDPs reported that camp committees were as follows:

99%	representative of camp composition
8%	included female representation
19%	had elected representative(s)
78%	had a complaints mechanism

Access to fire-extinguishers

3%	reported awareness of available fire-extinguishers
----	--

