

Area of origin of IDPs

This factsheet presents main findings on Biu LGA based on data collected through interviews with 296 randomly selected IDP households in two informal camps and six host communities, providing a representative sample of the roughly 4,300 household units in Biu, with a confidence level of 90% and a margin of error of 7%.

% of households reporting having been separated from family members, by population group:

Host community	38%	<div></div>
Informal camp	35%	<div></div>
Formal camp	N/A	

Reported intentions of movement, by population group:

	FC ²	IC ²	HC ²
Stay permanently	N/A	20%	11%
Move someday but no plans	N/A	74%	76%
Actively plan to leave	N/A	6%	13%

Top three reported factors for intending to leave the current location^{1,4}:

Lack of food	73%	<div></div>
Lack of shelter	70%	<div></div>
No access to cash/ employment	52%	<div></div>

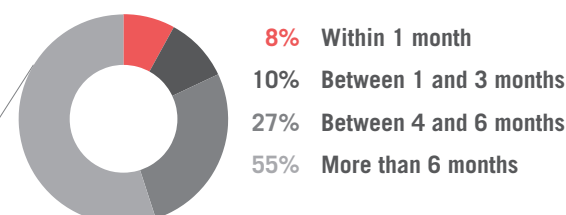
Top three reported push factors for leaving pre-displacement location¹ :

Insecurity	100%	<div></div>
Lack of food	71%	<div></div>
Lack of shelter	66%	<div></div>

% of households reporting response to their needs in current location:

	64%	reported security is ensured by presence of civilian task force.
	91%	reported food is purchased at the market (shop).
	54%	reported they rent shelters.

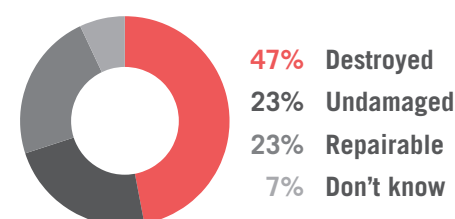
Timeframe reported by households who actively plan to leave their current location:



Top three reported pull factors for choosing intended destinations^{1,4}:

Shelter	66%	<div></div>
Security	58%	<div></div>
Food	56%	<div></div>

Reported shelter conditions in pre-displacement location:



Most vulnerable populations across sectors for the current location, as perceived by households¹:

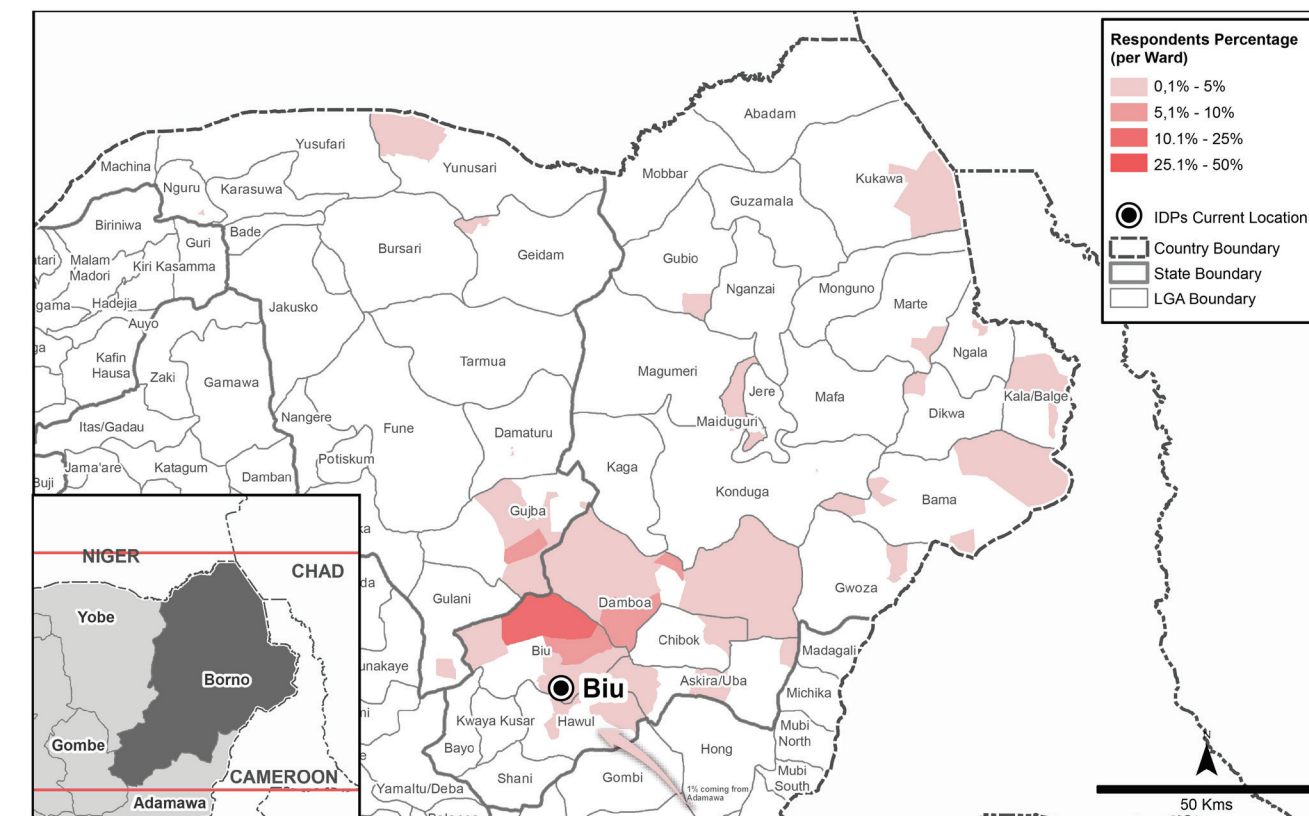
	Women	Children	Elderly	Disabled	Men
Security	79%	41%	14%	6%	0%
Health	59%	48%	37%	36%	0%
Education	35%	51%	10%	24%	0%
Food	61%	64%	45%	39%	0%
WASH	63%	60%	36%	27%	0%
Land	77%	45%	50%	45%	0%
Cash	69%	55%	54%	39%	0%

Top three reported sources of information on pre-displacement location and overall level of trust¹:

	Use	Trust	
25%		By mobile phone	N/A
20%		Bulama	58%
15%		In person	N/A

Perceived ability to resume livelihood sources in the return/
relocation^{4,5}:

48% of respondents reported being presumably able to resume their livelihood sources.

[illegible]

¹ Households could choose more than one answer. ² Population groups are formal camps (FC); informal camps (IC) and IDPs living in host communities (HC). ³ Based on information provided by households on their perceptions of specific vulnerabilities of certain groups across different sectors. Perceptions on access to education take adult education in consideration, while groups with access to cash and land include children, according to local culture. ⁴ For households who actively plan to leave. ⁵ Return/relocation: "return" refers to the pre-displacement location, while "relocation" refers to a new location.