

# PROTECTION NEEDS OF CHILDREN, ADOLESCENTS AND THEIR CAREGIVERS DISPLACED FROM UKRAINE

JUNE 2023

## ABOUT

As part of its monthly, longitudinal survey with people displaced by the conflict in Ukraine, between 10 March and 7 April 2023, IMPACT Initiatives, in partnership with Save the Children International (SCI), interviewed by phone 2,339 displaced adults from Ukraine living with children in their care in Europe. Respondents were asked about the child protection needs, safety and well-being risks, protective factors, as well as service access of the children in their care and themselves. Respondents were identified through convenience sampling among people who have crossed the border from Ukraine. Therefore, the findings shown in this factsheet are not statistically representative. Sampling was done as part of a data collection initiative implemented in partnership with UNHCR at border crossings, transit sites, and reception centers in Poland, Slovakia, Hungary, Romania, and Moldova. Respondents were also sampled through the dissemination of an invitation to participate via social media.<sup>1</sup> All the figures mentioned in this factsheet refer to households with children displaced outside of Ukraine. The survey questionnaire was developed together with SCI. The longitudinal survey is funded by Global Affairs Canada, the Swiss Agency for Development and Cooperation and SCI.

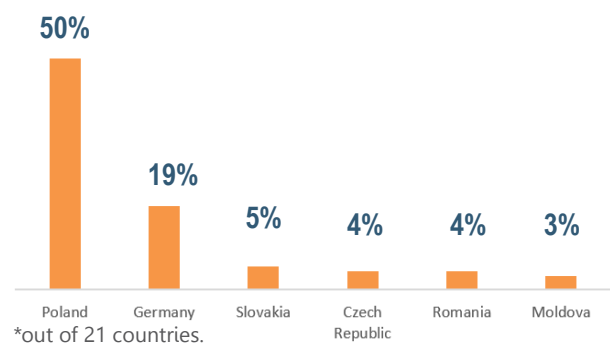
## RESPONDENTS

Gender and age groups of respondents



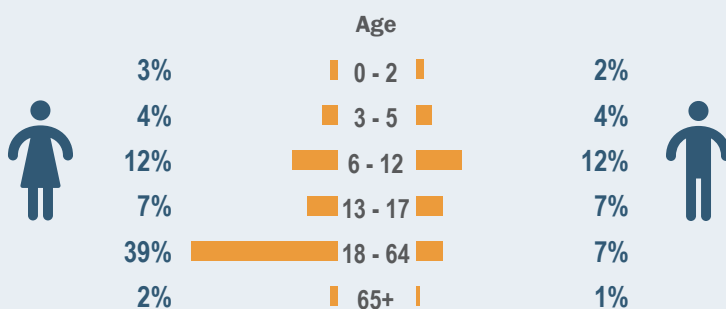
AGE GROUP	18 - 30	31 - 40	41 - 50	51 - 64	65+
% of respondents <sup>2</sup>	12%	53%	27%	6%	1%

Figure 1: Top 6\* current locations of respondents



## HOUSEHOLD COMPOSITION


Figure 2: Average % of female and male household members per age group



16% of households with a person with disabilities



6% of households with pregnant or breastfeeding women

3.4 persons average size of household 




2% of households with children separated from their usual caregivers

<sup>1</sup>Viber, Facebook, and Telegram.

<sup>2</sup>Due to rounding, results do not add up to 100%.

For more details on the study, please contact [ukraine.refugee-survey@impact-initiatives.org](mailto:ukraine.refugee-survey@impact-initiatives.org).

Funded by:



## SAFETY AND WELLBEING RISKS

### Top 3 types of risks for safety and well-being reported by caregivers:

#### FOR CHILDREN AND ADOLESCENTS\*

- 1 Being worried about the future 17%
- 2 Not having enough friends around them 12%
- 3 Not knowing the language of the host community 11%

#### FOR CAREGIVERS\*

- 1 Being worried about the future 32%
- 2 Missing/worrying about family and friends in Ukraine 12%
- 2 Being worried about the children's education 12%

\*"No concerns" were reported by 49% of respondents for children and adolescents, and by 49% of respondents for caregivers.

## PROTECTIVE FACTORS

### Top 3 trusted protective factors in host country, as reported by caregivers

- 1 Police 33%
- 2 State social services 25%
- 3 Volunteer/community organizations 23%

## CHILDREN'S UNMET NEEDS

### Top 3 unmet needs of children and adolescents, as reported by caregivers\*

- 1 Access to peer activities 16%
- 2 Access to health services 13%
- 3 Access to education 7%

\*65% of caregivers reported the minors in their household have no unmet needs.

## ACCESS TO SERVICES

Services	% of caregivers that reported they/their children tried accessing this service	% of caregivers that reported they/their children had access and could afford this service at the time of the survey*
Physical health services	70%	89%
Schools/Universities	66%	97%
Extra-curricular activities	39%	82%
Childcare	24%	82%
Government social services	18%	95%
Emergency health services	14%	87%
Mental health/Psychosocial support services	7%	82%
Mutual support among parents/caregivers	6%	99%
Non-government social services	6%	92%
Police	1%	100%

\*of those caregivers that reported that they/their children were trying to access the service.

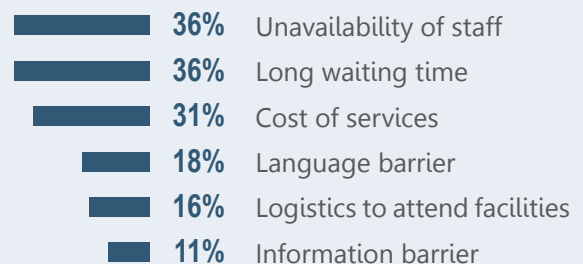
**13%** of caregivers reported that they would like to have **better information** on how to access services for children

**5%** needed **additional support with childcare**

**3%** needed **support from social workers.\***

\*71% of respondents said they did not need any additional support.

**Figure 3: Main barriers to services, as reported by caregivers\***



\*of those respondents that reported that they/their children could not access one or more services.

Funded by:

