

Introduction

This multi-sector needs assessment is part of a monthly data collection exercise which aims to gather information about needs and the humanitarian situation inside Syria. The factsheets present information collected in March 2017, referring to the situation in February 2017.

These factsheets present information at the community level for 12 sub-districts in Al Hasakeh governorate. In Qamishli City, neighbourhood-level data has been collected, and information is presented at this level*. Selected key indicators for the following sectors are included in the factsheets: displacement, shelter, NFIs, health, food security, WASH and education. The factsheets do not cover the entire range of indicators gathered in the questionnaire.

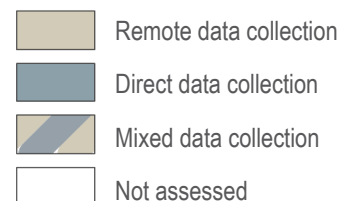
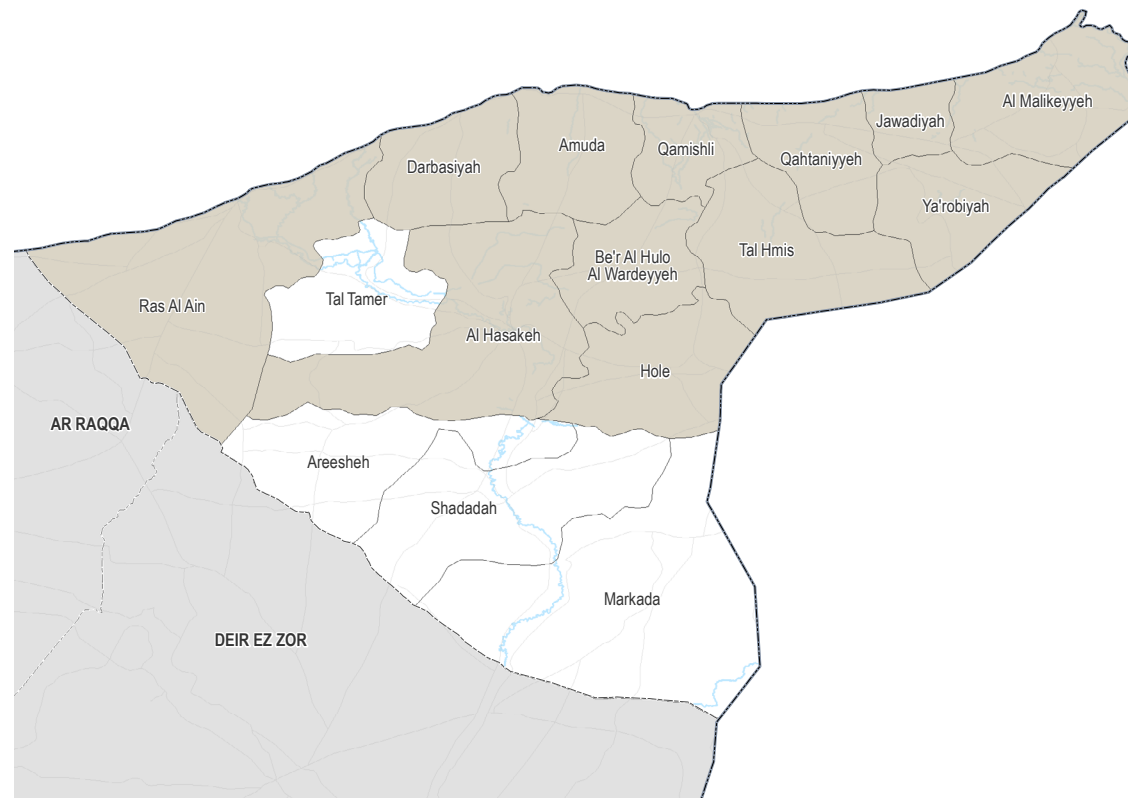
For full visualisation of all indicators collected, please see the SIMAWG Needs Identification Dynamic Reporting Tool, available here: <http://www.reach-info.org/syr/simawg/>

Methodology and limitations

These findings are based on data collected remotely (in Lebanon and the Kurdistan Region of Iraq) from Key Informants residing in the communities assessed.

Information was collected from Key Informants in 88 communities in 12 sub-districts of Al Hasakeh governorate. For each question asked, confidence levels are assigned based on the Key Informant's area of expertise and knowledge of the sector-specific situation.

For a full description of the methodology, please see the Terms of Reference, available on the [REACH Resource Centre](#).



PDF: click on sub-district name to jump to factsheet

Al Hasakeh, Al Hasakeh Governorate

March 2017

Shelter

Most common shelter

- Independent apartment or house
- Shared apartment or house
- Unfinished apartment or house
- Tent
- Private space not for shelter
- Cave/natural shelter
- Collective public space not for shelter

- No IDPs
- No information

Min - Max: rent paid per room (where known)

Al Kallasa

NDPs IDPs
5000 - 5000 SYP

Al Mufti

NDPs IDPs
3000 - 8000 SYP

Hey Nashwah Al Garbeyeh

NDPs IDPs
3000 - 8000 SYP

Tal Tawel (Mahshosh)

NDPs IDPs
No info

Western Sabe Skur

NDPs IDPs
No info

- 5/52 communities assessed, 2 of which are located within Al Hasakeh City:
- Al Kallasa
- Al Mufti
- Hey Nashwah Al Garbeyeh
- Tal Tawel (Mahshosh)
- Western Sabe Skur

Displacement

Al Kallasa

51-75%
 Yes Yes

Al Mufti

26-50%
 No No info

Hey Nashwah Al Garbeyeh

51-75%
 No No info

Tal Tawel (Mahshosh)

76-100%
 No No info

% of pre-conflict population remaining

IDPs already living in village

IDPs arrived in last month

No information

Western Sabe Skur

51-75%
 No No info

Livelihoods

Most common strategies used to cope with lack of income / resources

Al Kallasa

- Selling household assets
- Skipping meals
- Reducing meal size

Al Mufti

- Skipping meals
- Reducing meal size

Hey Nashwah Al Garbeyeh

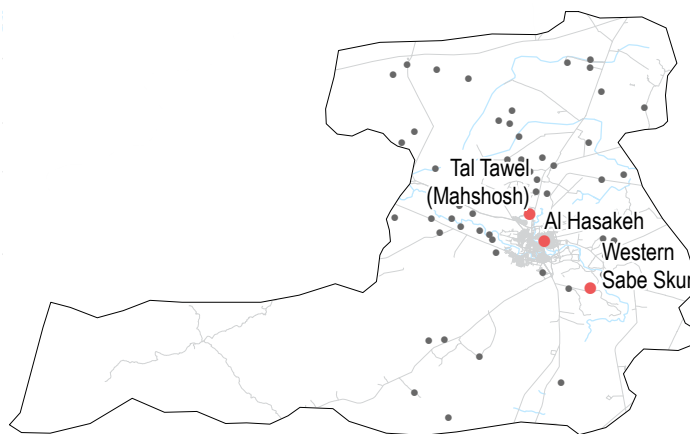
- Skipping meals
- Reducing meal size

Tal Tawel (Mahshosh)

- Borrowing from family/friends
- Reducing meal size

Western Sabe Skur

- Borrowing from family/friends
- Looking for food in garbage



NFIs

Al Kallasa

B 2200 SYP
D 35 SYP
F NA

Al Mufti

B 2500 SYP
D 40 SYP
F NA

Hey Nashwah Al Garbeyeh

B 2200 SYP
D NA
F NA

Tal Tawel (Mahshosh)

B 2500 SYP
D NA
F NA

Western Sabe Skur

B 2100 SYP
D 115 SYP
F NA

Most common electricity source

- Main network
- Generator
- No source available
- No information

Fuel Prices

- B** Butane (cannister)
- D** Diesel (litre)
- F** Firewood (tonne)

NA: not available for purchase

Al Hasakeh, Al Hasakeh Governorate

March 2017

Health

Most common health problems

Hey Nashwah Al Garbeyeh

Diarrhea
Chronic disease with no access to medicine
Malnutrition

Tal Tawel (Mahshosh)

Disabilities
Acute respiratory infections
Symptoms of psychological trauma

Western Sabe Skur

Pregnancy related diseases
Maternal health issues
Symptoms of psychological trauma

Al Kallasa

Chronic disease with no access to medicine
Severe diseases affecting those aged less than 5
Symptoms of psychological trauma

Al Mufti

Diarrhea
Chronic disease with no access to medicine
Maternal health issues

- 5/52 communities assessed, 2 of which are located within Al Hasakeh City:
Al Kallasa
Al Mufti
Hey Nashwah Al Garbeyeh
Tal Tawel (Mahshosh)
Western Sabe Skur

Food Security

Western Sabe Skur

Bread: no info
Rice: 400 SYP
Lentils: 300 SYP
Cooking oil: 625 SYP
Sugar: 400 SYP

Al Kallasa

Bread: 50 SYP
Rice: 400 SYP
Lentils: 400 SYP
Cooking oil: 550 SYP
Sugar: 375 SYP

Hey Nashwah Al Garbeyeh

Bread: 50 SYP
Rice: 450 SYP
Lentils: 400 SYP
Cooking oil: 600 SYP
Sugar: 400 SYP

Al Mufti

Bread: 50 SYP
Rice: 500 SYP
Lentils: 375 SYP
Cooking oil: 600 SYP
Sugar: 400 SYP

Tal Tawel (Mahshosh)

Bread: 40 SYP
Rice: 350 SYP
Lentils: 400 SYP
Cooking oil: 550 SYP
Sugar: 450 SYP

Main challenges to obtaining food

- No challenges
- Some foods unavailable
- Local production decreased
- Lack of access to market
- Some foods expensive
- Lack of resources to buy food available in markets
- Lack of access to fuel
- Cooking fuel not available
- No information

Bread (public): 1 pack
Rice, lentils, sugar: 1 kg
Cooking oil: 1 litre

WASH

Most common water source

Status of source

- Water is safe to drink
- Water tastes/smells bad
- People sick after drinking
- No information

Change in available water since last month

- More water
- No change
- Less water
- No information

Most common method of garbage disposal

Al Kallasa

Network
 Private paid collection

Al Mufti

Network
 Public free collection

Hey Nashwah Al Garbeyeh

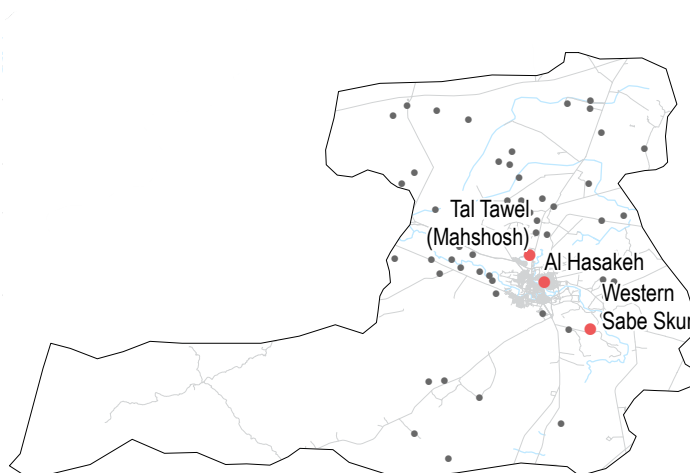
Network
 Private paid collection

Tal Tawel (Mahshosh)

Network
 Private paid collection

Western Sabe Skur

Water trucking
 Buried / burned



Education

Al Kallasa

Most children accessed education

Al Mufti

Most children accessed education

Hey Nashwah Al Garbeyeh

Lack of teaching staff
Parents do not approve of curriculum
Curriculum not available in appropriate language

Tal Tawel (Mahshosh)

Most children accessed education

Western Sabe Skur

Most children accessed education

Status of primary schools in village

- Functioning
- Not functioning
- Not available
- No information
- Barriers to accessing education services

Al Malikeyyeh 1/4, Al Hasakeh Governorate

March 2017

Shelter

Most common shelter

- Independent apartment or house
- Shared apartment or house
- Unfinished apartment or house
- Tent
- Private space not for shelter
- Cave/natural shelter
- Collective public space not for shelter

- No IDPs
- No information

Min - Max: rent paid per room (where known)

Al Wafaa

NDPs IDPs
No info

Al Malikeyyeh

NDPs IDPs
4000 - 7000 SYP

Ein Diwar

NDPs IDPs
No info

Ein Elkhadra

NDPs IDPs
No info

Esmailiyeh

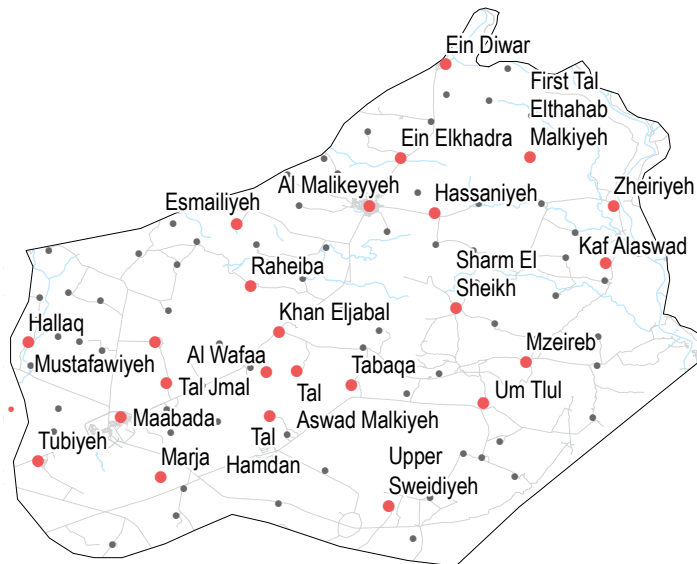
NDPs IDPs
No info

First Tal Elthahab Malkiyeh

NDPs IDPs
No info

• 24/98 communities assessed (18 communities are shown on the next three factsheets):

- Al Wafaa
- Al Malikeyyeh
- Ein Diwar
- Ein Elkhadra
- Esmailiyeh
- First Tal Elthahab Malkiyeh



Livelihoods

Most common strategies used to cope with lack of income / resources

Al Wafaa

- Skipping meals
- Reducing meal size

Al Malikeyyeh

- Taking loans/buying on credit
- Skipping meals
- Reducing meal size

Ein Diwar

- Borrowing from family/friends
- Skipping meals
- Reducing meal size

Ein Elkhadra

- Skipping meals
- Reducing meal size

Esmailiyeh

- Skipping meals
- Reducing meal size

First Tal Elthahab Malkiyeh

- Borrowing from family/friends

Displacement

Al Wafaa

76-100%
 No No info

Al Malikeyyeh

26-50%
 Yes Yes

Ein Diwar

51-75%
 No No info

Ein Elkhadra

51-75%
 No No info

% of pre-conflict population remaining

IDPs already living in village

IDPs arrived in last month

No information

Esmailiyeh

51-75%
 No No info

First Tal Elthahab Malkiyeh

51-75%
 No No info

NFIs

Al Wafaa

B NA
D NA
F NA

Al Malikeyyeh

B 2200 SYP
D 35 SYP
F NA

Ein Diwar

B 2200 SYP
D NA
F NA

Ein Elkhadra

B NA
D NA
F NA

Esmailiyeh

B 2500 SYP
D NA
F NA

First Tal Elthahab Malkiyeh

B NA
D NA
F NA

Most common electricity source

Main network

Generator

No source available

No information

Fuel Prices

B Butane (cannister)

D Diesel (litre)

F Firewood (tonne)

NA: not available for purchase

Al Malikeyyeh 1/4, Al Hasakeh Governorate

March 2017

Health

Most common health problems

Ein Diwar

Disabilities
Chronic disease with no access to medicine

First Tal Elthahab Malkiyeh

Chronic disease with no access to medicine
Pregnancy related diseases
Fever

Al Wafaa

Diarrhea
Chronic disease with no access to medicine
Acute respiratory infections

Ein Elkhadra

Disabilities
Chronic disease with no access to medicine
Acute respiratory infections

Al Malikeyyeh

Disabilities
Chronic disease with no access to medicine
Acute respiratory infections

Esmaliyeh

Diarrhea
Chronic disease with no access to medicine
Acute respiratory infections

• 24/98 communities assessed (18 communities are shown on the next three factsheets):

- Al Wafaa
- Al Malikeyyeh
- Ein Diwar
- Ein Elkhadra
- Esmaliyeh
- First Tal Elthahab Malkiyeh

Food Security

Esmaliyeh

Bread: 75 SYP
Rice: 450 SYP
Lentils: 350 SYP
Cooking oil: 450 SYP
Sugar: 400 SYP

Al Wafaa

Bread: 75 SYP
Rice: 500 SYP
Lentils: 400 SYP
Cooking oil: 650 SYP
Sugar: 450 SYP

Ein Diwar

Bread: 70 SYP
Rice: 450 SYP
Lentils: 400 SYP
Cooking oil: 450 SYP
Sugar: 400 SYP

Main challenges to obtaining food

- No challenges
- Some foods unavailable
- Local production decreased
- Lack of access to market
- Some foods expensive
- Lack of resources to buy food available in markets
- Lack of access to fuel
- Cooking fuel not available

First Tal Elthahab Malkiyeh

Bread: no info
Rice: no info
Lentils: no info
Cooking oil: no info
Sugar: no info

Al Malikeyyeh

Bread: 50 SYP
Rice: 600 SYP
Lentils: 450 SYP
Cooking oil: 600 SYP
Sugar: 450 SYP

Ein Elkhadra

Bread: 35 SYP
Rice: 500 SYP
Lentils: 350 SYP
Cooking oil: 650 SYP
Sugar: 400 SYP

No information
Bread (public): 1 pack
Rice, lentils, sugar: 1 kg
Cooking oil: 1 litre

WASH

Most common water source

Status of source

- Water is safe to drink
- Water tastes/smells bad
- People sick after drinking
- No information

Change in available water since last month

- More water
- No change
- Less water
- No information

Most common method of garbage disposal

Al Wafaa

Network
 Private paid collection

Al Malikeyyeh

Network
 Public free collection

Ein Diwar

Network
 Public free collection

Ein Elkhadra

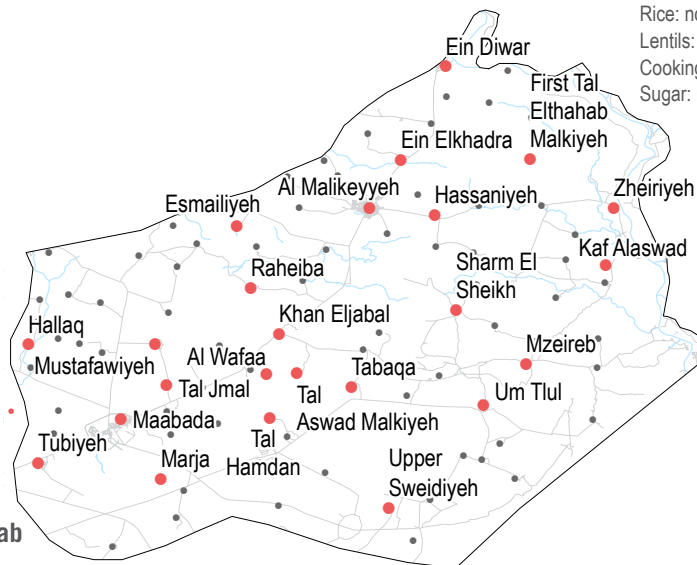
Network
 Public free collection

First Tal Elthahab Malkiyeh

Closed well
 Left in street / public area

Esmaliyeh

Closed well
 Public free collection



Education

Al Wafaa

Most children accessed education

Al Malikeyyeh

Most children accessed education

Ein Diwar

Most children accessed education

Ein Elkhadra

Most children accessed education

Status of primary schools in village

- Functioning
- Not functioning
- Not available
- No information
- Barriers to accessing education services

Esmaliyeh

Most children accessed education

First Tal Elthahab Malkiyeh

Most children accessed education

Al Malikeyyeh 2/4, Al Hasakeh Governorate

March 2017

Shelter

Most common shelter

- Independent apartment or house
- Shared apartment or house
- Unfinished apartment or house
- Tent
- Private space not for shelter
- Cave/natural shelter
- Collective public space not for shelter

- No IDPs
- No information

Min - Max: rent paid per room (where known)

Hallaq

- NDPs
- IDPs
- No info

Hassaniyeh

- NDPs
- IDPs
- No info

Kaf Alaswad

- NDPs
- IDPs
- No info

Khan Eljabal

- NDPs
- IDPs
- 4000 - 6000 SYP

Maabada

- NDPs
- IDPs
- 4000 - 4500 SYP

Marja

- NDPs
- IDPs
- No info

• 24/98 communities assessed (6 communities are shown on the previous factsheet, 12 communities are shown on the next two factsheets):

- Hallaq
- Hassaniyeh
- Kaf Alaswad
- Khan Eljabal
- Maabada
- Marja

Displacement

Hallaq

- 51-75%
- No
- No info

Hassaniyeh

- 51-75%
- No
- No info

Kaf Alaswad

- 51-75%
- No
- No info

Khan Eljabal

- 76-100%
- Yes
- Yes

% of pre-conflict population remaining

IDPs already living in village

IDPs arrived in last month

No information

Maabada

- 51-75%
- Yes
- Yes

Marja

- 76-100%
- No
- No info

Livelihoods

Most common strategies used to cope with lack of income / resources

Hallaq

Borrowing from family/friends

Khan Eljabal

Borrowing from family/friends

Hassaniyeh

Borrowing from family/friends

Maabada

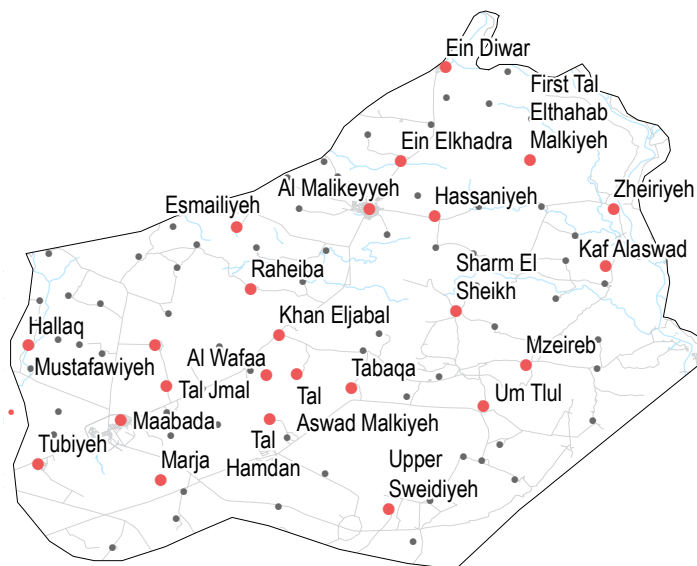
Borrowing from family/friends
Skipping meals

Kaf Alaswad

Skipping meals
Reducing meal size

Marja

Borrowing from family/friends
Eating weeds



NFIs

Hallaq

- NA
- B** NA
- D** NA
- F** NA

Hassaniyeh

- NA
- B** NA
- D** NA
- F** NA

Kaf Alaswad

- NA
- B** 2200 SYP
- D** NA
- F** NA

Khan Eljabal

- NA
- B** 2400 SYP
- D** 35 SYP
- F** NA

Maabada

- NA
- B** 2000 SYP
- D** 45 SYP
- F** NA

Marja

- NA
- B** NA
- D** NA
- F** NA

Most common electricity source

- Main network
- Generator
- No source available
- No information

Fuel Prices

- B** Butane (cannister)
- D** Diesel (litre)
- F** Firewood (tonne)

NA: not available for purchase

Al Malikeyyeh 2/4, Al Hasakeh Governorate

March 2017

Health

Most common health problems

Kaf Alaswad

Diarrhea
Chronic disease with no access to medicine
Maternal health issues

Khan Eljabal

Diarrhea
Pregnancy related diseases
Fever

Maabada

Disabilities
Chronic disease with no access to medicine
Maternal health issues

Marja

Disabilities
Chronic disease with no access to medicine
Acute respiratory infections

Hallaq

Disabilities
Chronic disease with no access to medicine
Severe diseases affecting those aged less than 5

Hassaniyeh

Diarrhea
Chronic disease with no access to medicine
Severe diseases affecting those aged less than 5

• 24/98 communities assessed (6 communities are shown on the previous factsheet, 12 communities are shown on the next two factsheets):

- Hallaq
- Hassaniyeh
- Kaf Alaswad
- Khan Eljabal
- Maabada
- Marja

Food Security

Maabada

Bread: 110 SYP
Rice: 550 SYP
Lentils: 425 SYP
Cooking oil: 550 SYP
Sugar: 425 SYP

Marja

Bread: no info
Rice: no info
Lentils: no info
Cooking oil: no info
Sugar: no info

Hallaq

Bread: 25 SYP
Rice: 550 SYP
Lentils: 400 SYP
Cooking oil: 600 SYP
Sugar: 425 SYP

Hassaniyeh

Bread: no info
Rice: no info
Lentils: no info
Cooking oil: no info
Sugar: no info

Kaf Alaswad

Bread: 50 SYP
Rice: 450 SYP
Lentils: 400 SYP
Cooking oil: 450 SYP
Sugar: 400 SYP

Khan Eljabal

Bread: 40 SYP
Rice: 575 SYP
Lentils: 500 SYP
Cooking oil: 600 SYP
Sugar: 500 SYP

Main challenges to obtaining food

- No challenges
- Some foods unavailable
- Local production decreased
- Lack of access to market
- Some foods expensive
- Lack of resources to buy food available in markets
- Lack of access to fuel
- Cooking fuel not available
- No information

Bread (public): 1 pack
Rice, lentils, sugar: 1 kg
Cooking oil: 1 litre

WASH

Most common water source

Status of source

- Water is safe to drink
- Water tastes/smells bad
- People sick after drinking
- No information

Change in available water since last month

- More water
- No change
- Less water
- No information

Most common method of garbage disposal

Hallaq

Closed well
 Disposed at designated site

Hassaniyeh

Closed well
 Disposed at designated site

Kaf Alaswad

Closed well
 Disposed at designated site

Khan Eljabal

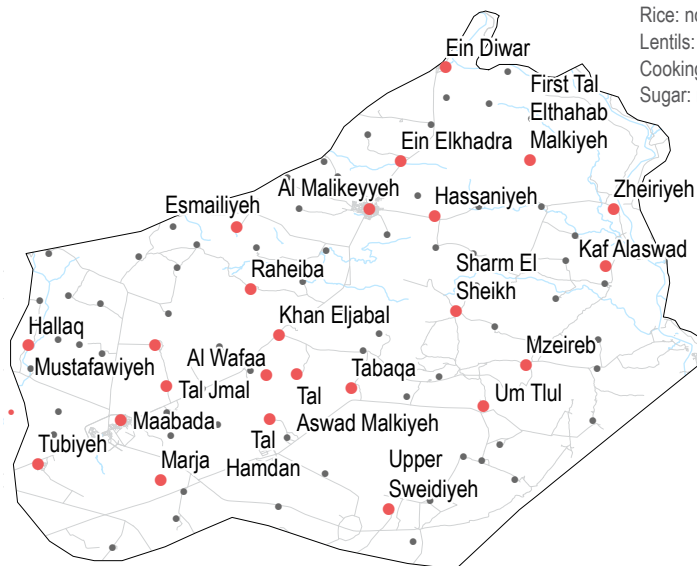
Network
 Disposed at designated site

Marja

Network
 Disposed at designated site

Maabada

Network
 Disposed at designated site



Education

Hallaq

Most children accessed education

Hassaniyeh

Most children accessed education

Kaf Alaswad

Most children accessed education

Khan Eljabal

Most children accessed education

Status of primary schools in village

- Functioning
- Not functioning
- Not available
- No information
- Barriers to accessing education services

Maabada

Most children accessed education

Marja

Most children accessed education

Al Malikeyyeh 3/4, Al Hasakeh Governorate

March 2017

Shelter

Most common shelter

- Independent apartment or house
- Shared apartment or house
- Unfinished apartment or house
- Tent
- Private space not for shelter
- Cave/natural shelter
- Collective public space not for shelter

- No IDPs
- No information

Min - Max: rent paid per room (where known)

Mustafawiyyeh

- NDPs
- IDPs
- No info

Mzeireb

- NDPs
- IDPs
- No info

Raheiba

- NDPs
- IDPs
- No info

Sharm El Sheikh

- NDPs
- IDPs
- No info

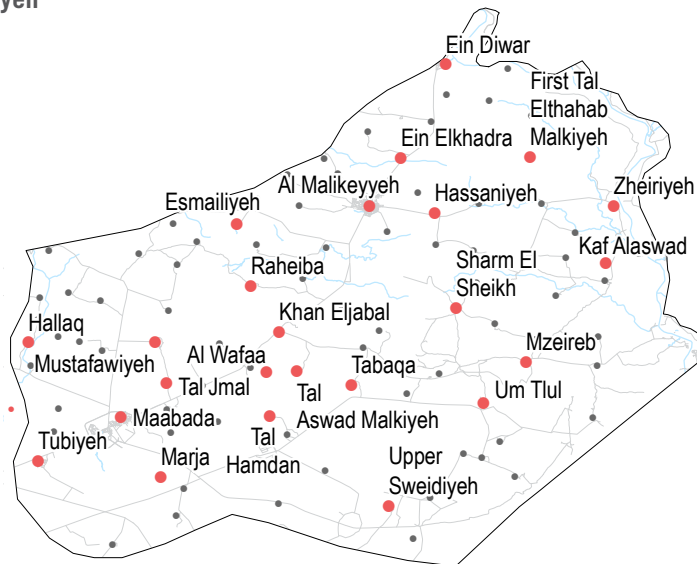
Tabaqa

- NDPs
- IDPs
- No info

Tal Aswad Malkiyeh

- NDPs
- IDPs
- No info

- 24/98 communities assessed (12 communities are shown on the previous two factsheets, 6 communities are shown on the next factsheet):
- Mustafawiyyeh
- Mzeireb
- Raheiba
- Sharm El Sheikh
- Tabaqa
- Tal Aswad Malkiyeh



Livelihoods

Most common strategies used to cope with lack of income / resources

Mustafawiyyeh

- Borrowing from family/friends
- Reducing meal size

Mzeireb

- Children sent to work/beg
- Taking loans/buying on credit
- Borrowing from family/friends

Raheiba

- Borrowing from family/friends
- Skipping meals
- Reducing meal size

Sharm El Sheikh

- Skipping meals
- Reducing meal size

Tabaqa

- Skipping meals
- Reducing meal size

Tal Aswad Malkiyeh

- Borrowing from family/friends
- Selling household assets
- Spending days without eating

Displacement

Mustafawiyyeh

- 76-100%
- No
- No info

Mzeireb

- 51-75%
- Yes
- Yes

Raheiba

- 26-50%
- No
- No info

Sharm El Sheikh

- 51-75%
- No
- No info

% of pre-conflict population remaining

IDPs already living in village

IDPs arrived in last month

No information

Tabaqa

- 51-75%
- No
- No info

Tal Aswad Malkiyeh

- 51-75%
- No
- No info

NFIs

Mustafawiyyeh

- B NA
- D NA
- F NA

Mzeireb

- B 11000 SYP
- D 280 SYP
- F 62000 SYP

Raheiba

- B 2500 SYP
- D 35 SYP
- F NA

Sharm El Sheikh

- B NA
- D NA
- F NA

Tabaqa

- B NA
- D NA
- F NA

Tal Aswad Malkiyeh

- B 2200 SYP
- D 50 SYP
- F NA

Most common electricity source

- Main network
- Generator
- No source available
- No information

Fuel Prices

- B Butane (cannister)
- D Diesel (litre)
- F Firewood (tonne)

NA: not available for purchase

Al Malikeyyeh 3/4, Al Hasakeh Governorate

March 2017

Health

Most common health problems

Raheiba

Disabilities
Severe diseases affecting those aged less than 5
Symptoms of psychological trauma

Tal Aswad Malkiyeh

Chronic disease with no access to medicine
Maternal health issues
Severe diseases affecting those aged less than 5

Mustafawiyeh

Disabilities
Chronic disease with no access to medicine
Severe diseases affecting those aged less than 5

Sharm El Sheikh

Diarrhea
Chronic disease with no access to medicine
Pregnancy related diseases

Mzeireb

Disabilities
Communicable diseases
Severe diseases affecting those aged less than 5

Tabaqa

Chronic disease with no access to medicine
Pregnancy related diseases
Malnutrition

• 24/98 communities assessed (12 communities are shown on the previous two factsheets, 6 communities are shown on the next factsheet):
Mustafawiyeh
Mzeireb
Raheiba
Sharm El Sheikh
Tabaqa
Tal Aswad Malkiyeh

Food Security

Tabaqa

Bread: 75 SYP
Rice: no info
Lentils: no info
Cooking oil: no info
Sugar: no info

Tal Aswad Malkiyeh

Bread: no info
Rice: 450 SYP
Lentils: 300 SYP
Cooking oil: 600 SYP
Sugar: 450 SYP

Mustafawiyeh

Bread: 60 SYP
Rice: no info
Lentils: no info
Cooking oil: no info
Sugar: no info

Mzeireb

Bread: no info
Rice: 600 SYP
Lentils: 320 SYP
Cooking oil: 600 SYP
Sugar: 425 SYP

Raheiba

Bread: 50 SYP
Rice: 500 SYP
Lentils: 500 SYP
Cooking oil: 650 SYP
Sugar: 550 SYP

Sharm El Sheikh

Bread: 75 SYP
Rice: 475 SYP
Lentils: 390 SYP
Cooking oil: 550 SYP
Sugar: 400 SYP

Main challenges to obtaining food

- No challenges
- Some foods unavailable
- Local production decreased
- Lack of access to market
- Some foods expensive
- Lack of resources to buy food available in markets
- Lack of access to fuel
- Cooking fuel not available

No information

Bread (public): 1 pack
Rice, lentils, sugar: 1 kg
Cooking oil: 1 litre

WASH

Most common water source

Status of source

- Water is safe to drink
- Water tastes/smells bad
- People sick after drinking
- No information

Change in available water since last month

- More water
- No change
- Less water
- No information

Most common method of garbage disposal

Mustafawiyeh

Network
 Private paid collection

Mzeireb

Water trucking
 Private paid collection

Raheiba

Network
 Disposed at designated site

Sharm El Sheikh

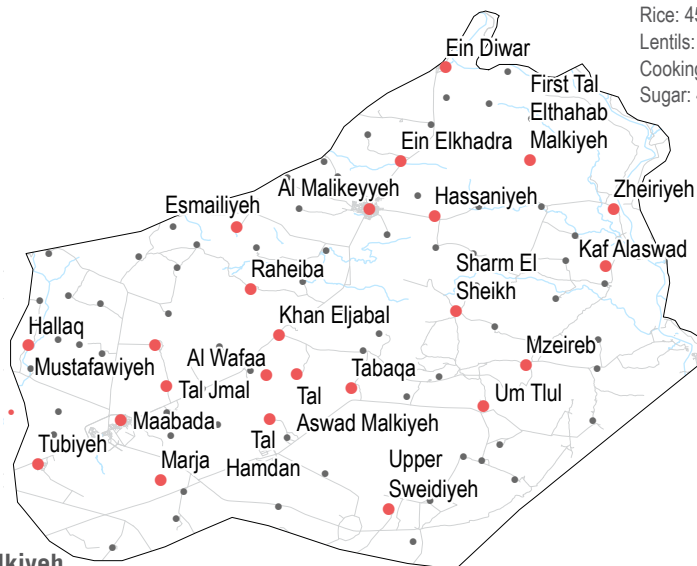
Closed well
 Private paid collection

Tal Aswad Malkiyeh

Network
 Left in street / public area

Tabaqa

Network
 Public free collection



Education

Mustafawiyeh

Most children accessed education

Mzeireb

Most children accessed education

Raheiba

Parents do not approve of curriculum
Curriculum not available in appropriate language

Sharm El Sheikh

Most children accessed education

Status of primary schools in village

- Functioning
- Not functioning
- Not available
- No information
- Barriers to accessing education services

Tabaqa

Most children accessed education

Tal Aswad Malkiyeh

Most children accessed education

Al Malikeyyeh 4/4, Al Hasakeh Governorate

March 2017

Shelter

Most common shelter

- Independent apartment or house
- Shared apartment or house
- Unfinished apartment or house
- Tent
- Private space not for shelter
- Cave/natural shelter
- Collective public space not for shelter

- No IDPs
- No information

Min - Max: rent paid per room (where known)

Tal Hamdan

- NDPs
- IDPs
- No info

Tal Jmal

- NDPs
- IDPs
- No info

Tubiyeh

- NDPs
- IDPs
- No info

Um Tlul

- NDPs
- IDPs
- No info

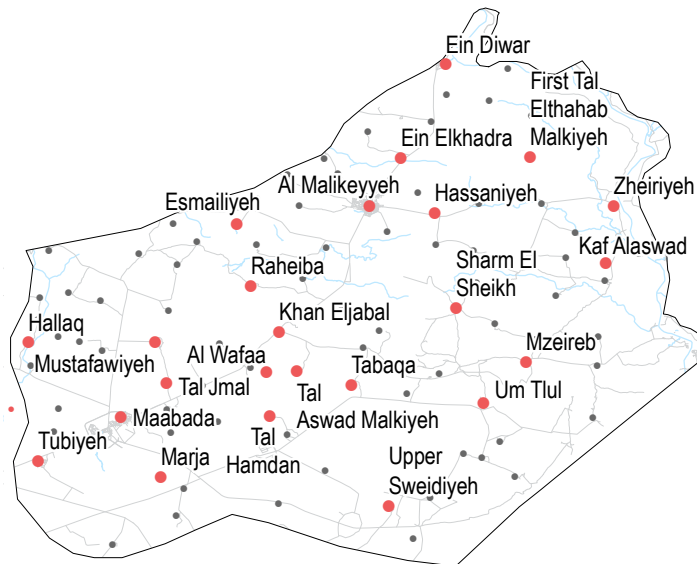
Upper Sweidiyeh

- NDPs
- IDPs
- No info

Zheiriyeh

- NDPs
- IDPs
- No info

- 24/98 communities assessed (18 communities are shown on the previous three factsheets):
- Tal Hamdan
- Tal Jmal
- Tubiyeh
- Um Tlul
- Upper Sweidiyeh
- Zheiriyeh



Livelihoods

Most common strategies used to cope with lack of income / resources

Tal Hamdan

- Skipping meals
- Reducing meal size

Tal Jmal

- Borrowing from family/friends

Tubiyeh

- Taking loans/buying on credit
- Borrowing from family/friends

Um Tlul

- Skipping meals
- Reducing meal size

Upper Sweidiyeh

- Skipping meals
- Reducing meal size

Zheiriyeh

- Children sent to work/beg
- Skipping meals
- Reducing meal size

Displacement

Tal Hamdan

- 51-75%
- No
- No info

Tal Jmal

- 51-75%
- No
- No info

Tubiyeh

- 51-75%
- No
- No info

Um Tlul

- 51-75%
- No
- No info

% of pre-conflict population remaining

IDPs already living in village

IDPs arrived in last month

No information

Upper Sweidiyeh

- 26-50%
- No
- No info

Zheiriyeh

- 76-100%
- No
- No info

NFIs

Tal Hamdan

- B** 3000 SYP
- D** NA
- F** NA

Tal Jmal

- B** NA
- D** NA
- F** NA

Tubiyeh

- B** 2250 SYP
- D** NA
- F** NA

Um Tlul

- B** NA
- D** NA
- F** NA

Upper Sweidiyeh

- B** 2800 SYP
- D** 70 SYP
- F** NA

Zheiriyeh

- B** NA
- D** NA
- F** NA

Most common electricity source

Main network

Generator

No source available

No information

Fuel Prices

B Butane (cannister)

D Diesel (litre)

F Firewood (tonne)

NA: not available for purchase

Al Malikeyyeh 4/4, Al Hasakeh Governorate

March 2017

Health

Most common health problems

Tubiyeh

Diarrhea
Chronic disease with no access to medicine
Polio

Um Tlul

Diarrhea
Chronic disease with no access to medicine
Acute respiratory infections

Upper Sweidiyeh

Chronic disease with no access to medicine
Severe diseases affecting those aged less than 5
Symptoms of psychological trauma

Zheiriyyeh

Chronic disease with no access to medicine
Pregnancy related diseases
Maternal health issues

Tal Hamdan

Disabilities
Chronic disease with no access to medicine
Acute respiratory infections

Tal Jmal

Chronic disease with no access to medicine
Severe diseases affecting those aged less than 5
Symptoms of psychological trauma

• 24/98 communities assessed (18 communities are shown on the previous three factsheets):

- Tal Hamdan
- Tal Jmal
- Tubiyeh
- Um Tlul
- Upper Sweidiyeh
- Zheiriyyeh

Food Security

Upper Sweidiyeh

Bread: no info
Rice: 500 SYP
Lentils: 200 SYP
Cooking oil: 600 SYP
Sugar: 475 SYP

Zheiriyyeh

Bread: no info
Rice: 450 SYP
Lentils: 350 SYP
Cooking oil: no info
Sugar: 400 SYP

Tal Hamdan

Bread: 65 SYP
Rice: 500 SYP
Lentils: 400 SYP
Cooking oil: 600 SYP
Sugar: 500 SYP

Tal Jmal

Bread: 50 SYP
Rice: 400 SYP
Lentils: 400 SYP
Cooking oil: 500 SYP
Sugar: 500 SYP

Tubiyeh

Bread: 20 SYP
Rice: 500 SYP
Lentils: 400 SYP
Cooking oil: 600 SYP
Sugar: 500 SYP

Um Tlul

Bread: 70 SYP
Rice: 500 SYP
Lentils: 350 SYP
Cooking oil: 650 SYP
Sugar: 400 SYP

Main challenges to obtaining food

- No challenges
- Some foods unavailable
- Local production decreased
- Lack of access to market
- Some foods expensive
- Lack of resources to buy food available in markets
- Lack of access to fuel
- Cooking fuel not available

No information

Bread (public): 1 pack
Rice, lentils, sugar: 1 kg
Cooking oil: 1 litre

WASH

Most common water source

Status of source

- Water is safe to drink
- Water tastes/smells bad
- People sick after drinking
- No information

Change in available water since last month

- More water
- No change
- Less water
- No information

Most common method of garbage disposal

Tal Hamdan

Network
 Disposed at designated site

Tal Jmal

Network
 Disposed at designated site

Tubiyeh

Network
 Public free collection

Um Tlul

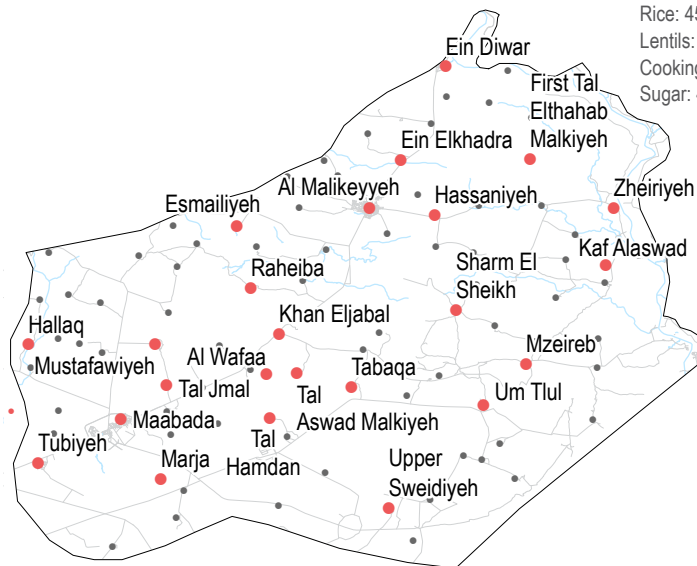
Closed well
 Left in street / public area

Zheiriyyeh

Network
 Private paid collection

Upper Sweidiyeh

Closed well
 Public free collection



Education

Tal Hamdan

Most children accessed education

Tal Jmal

Most children accessed education

Tubiyeh

Most children accessed education

Um Tlul

Most children accessed education

Status of primary schools in village

- Functioning
- Not functioning
- Not available
- No information

Barriers to accessing education services

Upper Sweidiyeh

Most children accessed education

Zheiriyyeh

Most children accessed education

Shelter

Most common shelter

- Independent apartment or house
- Shared apartment or house
- Unfinished apartment or house
- Tent
- Private space not for shelter
- Cave/natural shelter
- Collective public space not for shelter

- No IDPs
- No information

Min - Max: rent paid per room (where known)

Lower Um Elosud

- NDPs
- IDPs
- No info

Tal Aswad Amudeh

- NDPs
- IDPs
- 3000 - 5000 SYP

Um Rabee

- NDPs
- IDPs
- No info

Livelihoods

Most common strategies used to cope with lack of income / resources

Lower Um Elosud

- Children sent to work/beg
- Borrowing from family/friends

Tal Aswad Amudeh

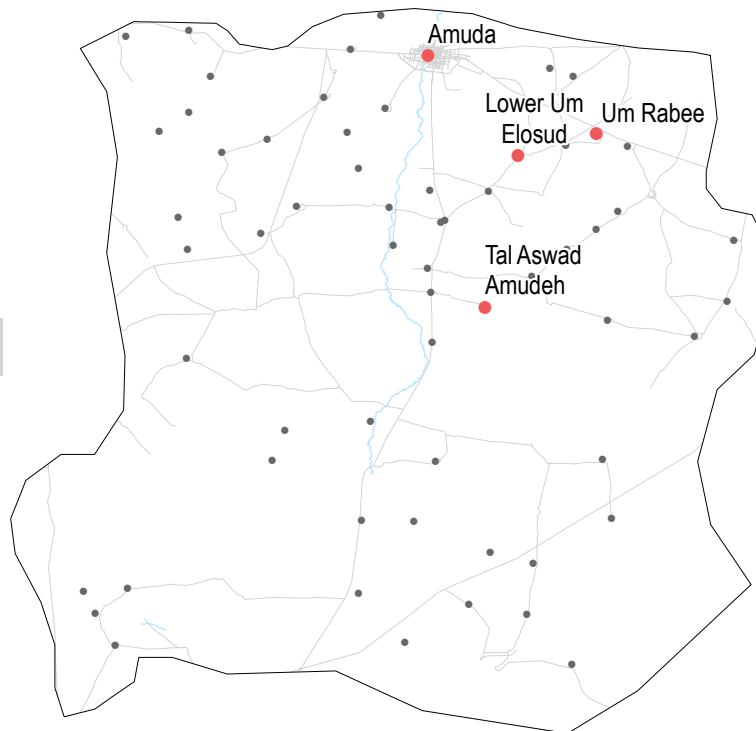
- Skipping meals
- Reducing meal size

Um Rabee

- Borrowing from family/friends
- Skipping meals
- Reducing meal size

• 3/60 communities assessed:

- Lower Um Elosud
- Tal Aswad Amudeh
- Um Rabee



Displacement

Lower Um Elosud

- 76-100%
- No
- No info

Tal Aswad Amudeh

- 26-50%
- Yes
- Yes

Um Rabee

- 51-75%
- No
- No info

% of pre-conflict population remaining

IDPs already living in village

IDPs arrived in last month

No information

NFIs

Lower Um Elosud

- NA
- B** NA
- D** NA
- F** NA

Tal Aswad Amudeh

- NA
- B** NA
- D** NA
- F** NA

Um Rabee

- NA
- B** NA
- D** NA
- F** NA

Most common electricity source

Main network

Generator

No source available

No information

Fuel Prices

B Butane (cannister)

D Diesel (litre)

F Firewood (tonne)

NA: not available for purchase

Health

Most common health problems

Um Rabee
 Diarrhea
 Chronic disease with no access to medicine
 Malnutrition

Lower Um Elosud
 Acute respiratory infections
 Fever
 Severe diseases affecting those aged less than 5

Tal Aswad Amudeh
 Pregnancy related diseases
 Fever
 Severe diseases affecting those aged less than 5

WASH

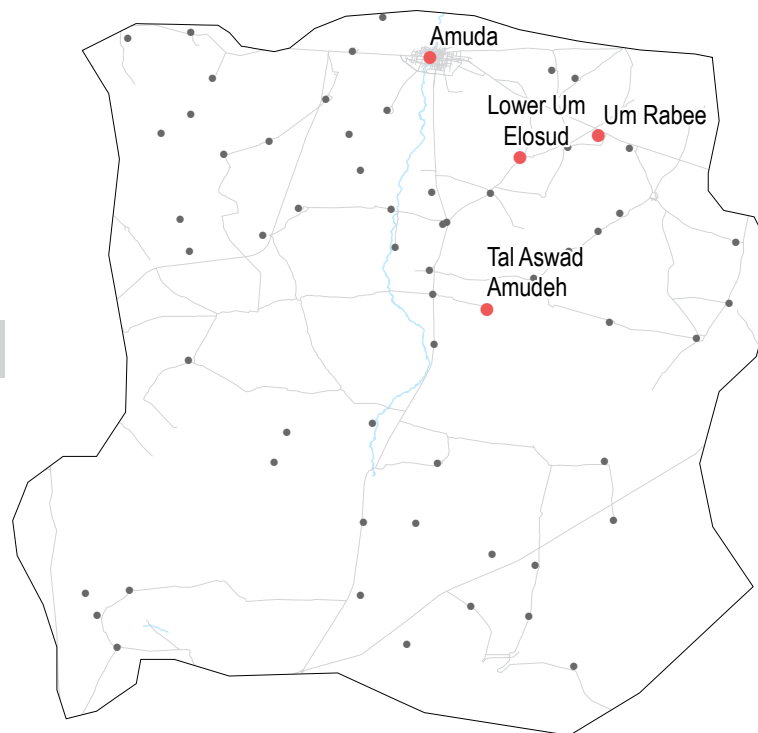
Most common water source
 Status of source
 Water is safe to drink
 Water tastes/smells bad
 People sick after drinking
 No information
 Change in available water since last month
 More water
 No change
 Less water
 No information
 Most common method of garbage disposal

Lower Um Elosud
 Closed well
 Disposed at designated site

Tal Aswad Amudeh
 Network
 Buried / burned

Um Rabee
 Network
 Public free collection

• 3/60 communities assessed:
 Lower Um Elosud
 Tal Aswad Amudeh
 Um Rabee



Food Security

Lower Um Elosud
 Bread: no info
 Rice: no info
 Lentils: no info
 Cooking oil: no info
 Sugar: no info

Um Rabee
 Bread: 50 SYP
 Rice: 500 SYP
 Lentils: 390 SYP
 Cooking oil: 650 SYP
 Sugar: 450 SYP

Tal Aswad Amudeh
 Bread: 80 SYP
 Rice: 600 SYP
 Lentils: 400 SYP
 Cooking oil: 635 SYP
 Sugar: 500 SYP

Main challenges to obtaining food

- No challenges
- Some foods unavailable
- Local production decreased
- Lack of access to market
- Some foods expensive
- Lack of resources to buy food available in markets
- Lack of access to fuel
- Cooking fuel not available
- No information

Bread (public): 1 pack
 Rice, lentils, sugar: 1 kg
 Cooking oil: 1 litre

Education

Lower Um Elosud
 Most children accessed education

Tal Aswad Amudeh
 Lack of teaching staff
 Lack of school supplies

Um Rabee
 Services are too far

Status of primary schools in village

- Functioning
- Not functioning
- Not available
- No information
- Barriers to accessing education services

Be'r Al Hulo Al Wardeyyeh, Al Hasakeh Governorate

March 2017

Shelter

Most common shelter

- Independent apartment or house
- Shared apartment or house
- Unfinished apartment or house
- Tent
- Private space not for shelter
- Cave/natural shelter
- Collective public space not for shelter

- No IDPs
- No information

Min - Max: rent paid per room (where known)

Tal Brak

NDPs IDPs
4000 - 6000 SYP

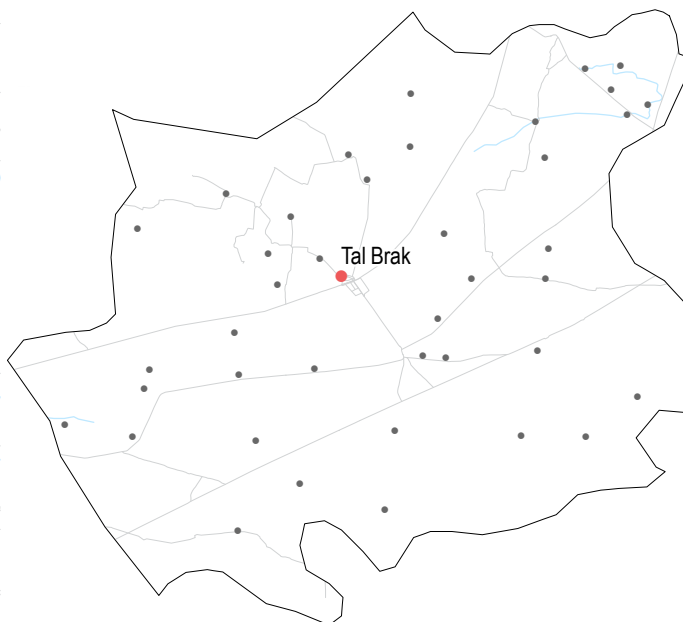
Livelihoods

Most common strategies used to cope with lack of income / resources

Tal Brak

- Skipping meals
- Reducing meal size

• 1/40 communities assessed:
Tal Brak



Displacement

Tal Brak

76-100%
 No No info

- % of pre-conflict population remaining
- IDPs already living in village
- IDPs arrived in last month
- No information

NFIs

Tal Brak

B 3000 SYP
D 105 SYP
F NA

Most common electricity source

- Main network
- Generator
- No source available
- No information

Fuel Prices

B Butane (cannister)
D Diesel (litre)
F Firewood (tonne)

NA: not available for purchase

Be'r Al Hulo Al Wardeyyeh, Al Hasakeh Governorate

March 2017

Health

Most common health problems

Tal Brak

Chronic disease with no access to medicine
Fever
Severe diseases affecting those aged less than 5

WASH

Most common water source

Status of source

- Water is safe to drink
- Water tastes/smells bad
- People sick after drinking
- No information

Change in available water since last month

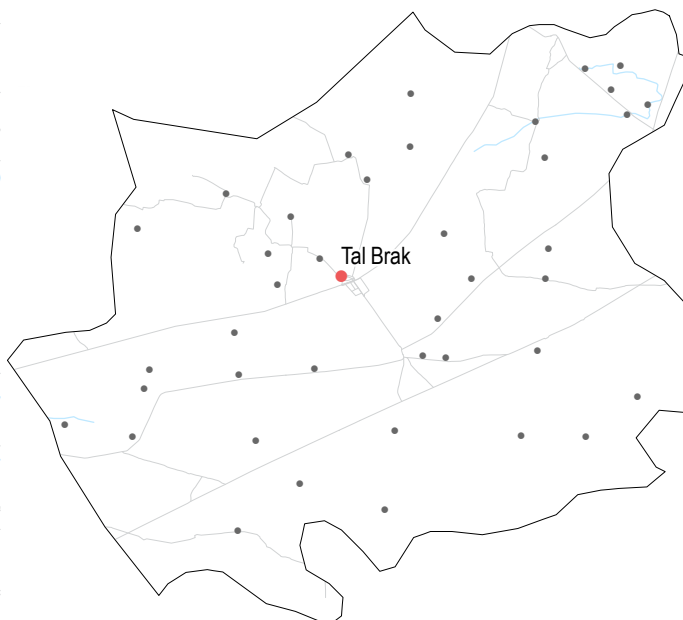
- More water
- No change
- Less water
- No information

Most common method of garbage disposal

Tal Brak

Network
 Public free collection

• 1/40 communities assessed:
Tal Brak



Food Security

Tal Brak

Bread: 75 SYP
Rice: 525 SYP
Lentils: 425 SYP
Cooking oil: 600 SYP
Sugar: 475 SYP

Main challenges to obtaining food

- No challenges
- Some foods unavailable
- Local production decreased
- Lack of access to market
- Some foods expensive
- Lack of resources to buy food available in markets
- Lack of access to fuel
- Cooking fuel not available
- No information

Bread (public): 1 pack
Rice, lentils, sugar: 1 kg
Cooking oil: 1 litre

Education

Tal Brak
Most children accessed education

Status of primary schools in village

- Functioning
- Not functioning
- Not available
- No information
- Barriers to accessing education services

Shelter

Most common shelter

- Independent apartment or house
- Shared apartment or house
- Unfinished apartment or house
- Tent
- Private space not for shelter
- Cave/natural shelter
- Collective public space not for shelter

- No IDPs
- No information

Min - Max: rent paid per room (where known)

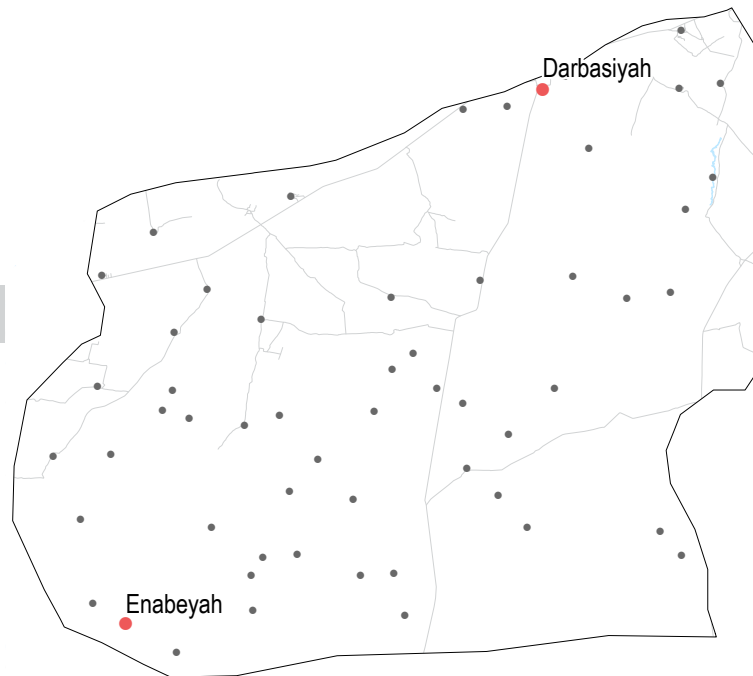
Darbasiyah

NDPs IDPs
 3000 - 5000 SYP

Enabeyah

NDPs IDPs
 No info

• 2/56 communities assessed:
 Darbasiyah
 Enabeyah



Displacement

Darbasiyah

51-75%
 Yes Yes

Enabeyah

51-75%
 No No info

- % of pre-conflict population remaining
- IDPs already living in village
- IDPs arrived in last month
- No information

Livelihoods

Most common strategies used to cope with lack of income / resources

Darbasiyah

- Taking loans/buying on credit
- Borrowing from family/friends

Enabeyah

- Borrowing from family/friends

NFIs

Darbasiyah

B 2150 SYP
D 80 SYP
F NA

Enabeyah

B 2400 SYP
D NA
F NA

Most common electricity source

- Main network
- Generator
- No source available
- No information

Fuel Prices

- B** Butane (cannister)
- D** Diesel (litre)
- F** Firewood (tonne)

NA: not available for purchase

Health

Most common health problems

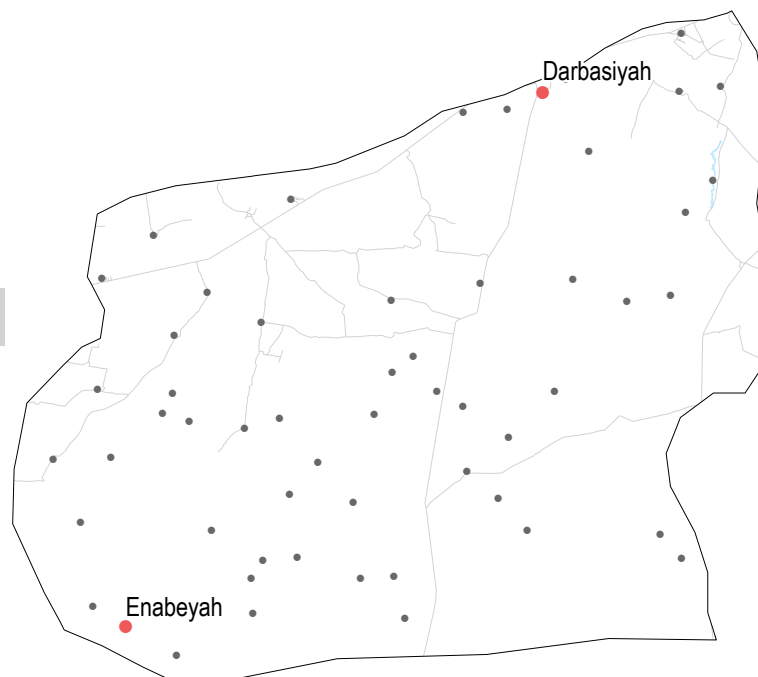
Darbasiyah

Disabilities
 Communicable diseases
 Pregnancy related diseases

Enabeyah

Disabilities
 Pregnancy related diseases
 Severe diseases affecting those aged less than 5

• 2/56 communities assessed:
 Darbasiyah
 Enabeyah



Food Security

Darbasiyah

Bread: 120 SYP
 Rice: 600 SYP
 Lentils: 365 SYP
 Cooking oil: 600 SYP
 Sugar: 425 SYP

Enabeyah

Bread: 50 SYP
 Rice: 600 SYP
 Lentils: 400 SYP
 Cooking oil: 550 SYP
 Sugar: 400 SYP

Main challenges to obtaining food

- No challenges
 - Some foods unavailable
 - Local production decreased
 - Lack of access to market
 - Some foods expensive
 - Lack of resources to buy food available in markets
 - Lack of access to fuel
 - Cooking fuel not available
 - No information
- Bread (public): 1 pack
 Rice, lentils, sugar: 1 kg
 Cooking oil: 1 litre

WASH

Most common water source

Status of source

- Water is safe to drink
- Water tastes/smells bad
- People sick after drinking
- No information

Change in available water since last month

- More water
- No change
- Less water
- No information

Most common method of garbage disposal

Darbasiyah

Network
 Private paid collection

Enabeyah

Network
 Public free collection

Education

Darbasiyah

Most children accessed education

Enabeyah

Most children accessed education

Status of primary schools in village

- Functioning
- Not functioning
- Not available
- No information
- Barriers to accessing education services

Hole, Al Hasakeh Governorate

March 2017

Shelter

Most common shelter

- Independent apartment or house
- Shared apartment or house
- Unfinished apartment or house
- Tent
- Private space not for shelter
- Cave/natural shelter
- Collective public space not for shelter

- No IDPs
- No information

Min - Max: rent paid per room (where known)

Hole

- NDPs
- IDPs
- No info

Livelihoods

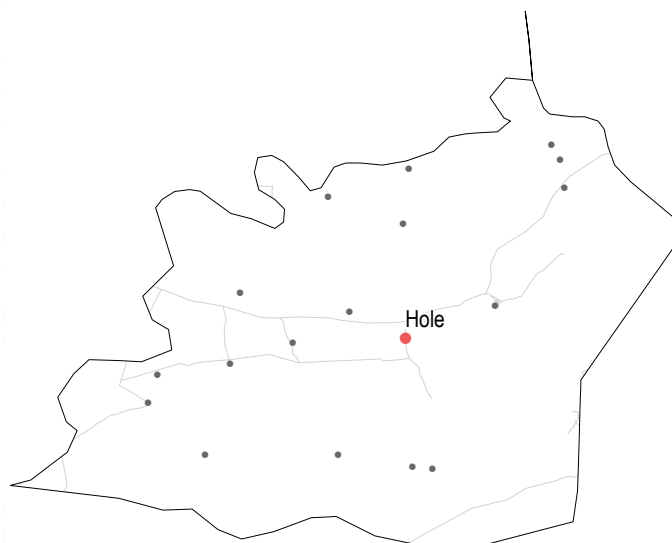
Most common strategies used to cope with lack of income / resources

Hole

- Borrowing from family/friends
- Skipping meals

• 1/18 communities assessed:

Hole



Displacement

Hole

- 51-75%
- No
- No info

% of pre-conflict population remaining

IDPs already living in village

IDPs arrived in last month

No information

NFIs

Hole

- B** 2300 SYP
- D** NA
- F** NA

Most common electricity source

- Main network
- Generator
- No source available
- No information

Fuel Prices


- B** Butane (cannister)
- D** Diesel (litre)
- F** Firewood (tonne)

NA: not available for purchase


Hole, Al Hasakeh Governorate

March 2017

Health

 Most common health problems

Hole





 Disabilities
Acute respiratory infections
Symptoms of psychological trauma

• 1/18 communities assessed:
Hole





WASH

Most common water source

Status of source



-  Water is safe to drink
-  Water tastes/smells bad
-  People sick after drinking
-  No information

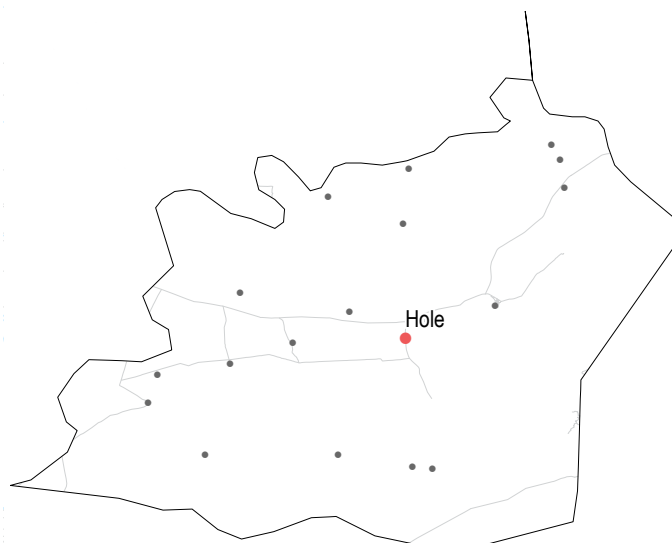
Change in available water since last month

-  More water
-  No change
-  Less water
-  No information

 Most common method of garbage disposal

Hole

Water trucking 
 Disposed at designated site



Food Security

Hole



Bread: 100 SYP
Rice: 420 SYP
Lentils: 450 SYP
Cooking oil: 530 SYP
Sugar: 450 SYP

Main challenges to obtaining food

-  No challenges
 -  Some foods unavailable
 -  Local production decreased
 -  Lack of access to market
 -  Some foods expensive
 -  Lack of resources to buy food available in markets
 -  Lack of access to fuel
 -  Cooking fuel not available
 -  No information
- Bread (public): 1 pack
Rice, lentils, sugar: 1 kg
Cooking oil: 1 litre

Education

Hole

 Lack of school supplies
Parents do not approve of curriculum
Curriculum not available in appropriate language

Status of primary schools in village

-  Functioning
-  Not functioning
-  Not available
-  No information
-  Barriers to accessing education services

Jawadiyah 1/3, Al Hasakeh Governorate

March 2017

Shelter

Most common shelter

- Independent apartment or house
- Shared apartment or house
- Unfinished apartment or house
- Tent
- Private space not for shelter
- Cave/natural shelter
- Collective public space not for shelter

- No IDPs
- No information

Min - Max: rent paid per room (where known)

Abra

- NDPs
- IDPs
- No info

Abu Baker

- NDPs
- IDPs
- No info

Ali Bdran

- NDPs
- IDPs
- No info

Bab Elhadid

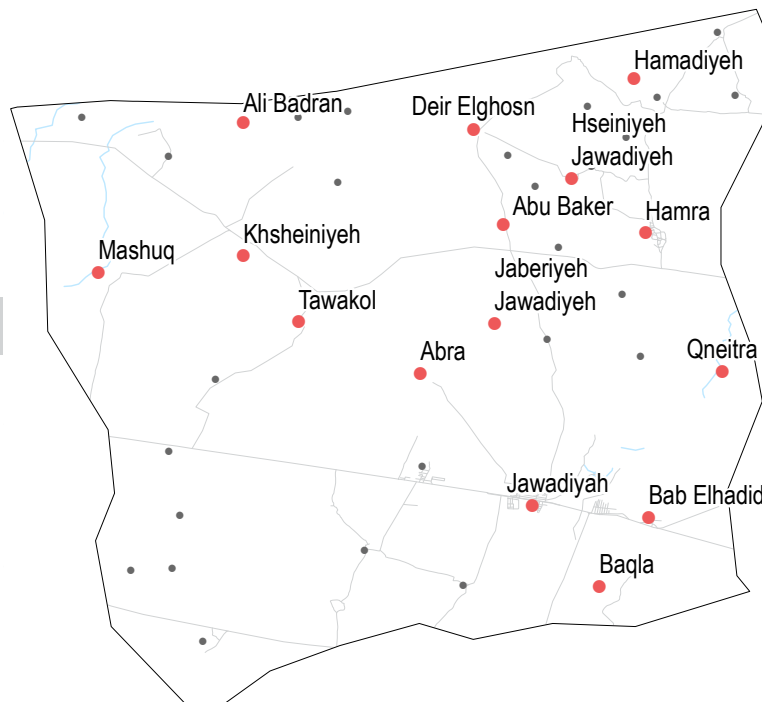
- NDPs
- IDPs
- No info

Baqla

- NDPs
- IDPs
- No info

• 15/38 communities assessed (10 communities are shown on the next two factsheets):

- Abra
- Abu Baker
- Ali Bdran
- Bab Elhadid
- Baqla



Displacement

Abra

- 76-100%
- No
- No info

Abu Baker

- 51-75%
- No
- No info

Ali Bdran

- 26-50%
- No
- No info

Bab Elhadid

- 51-75%
- No
- No info

% of pre-conflict population remaining

IDPs already living in village

IDPs arrived in last month

No information

Baqla

- 26-50%
- No
- No info

Livelihoods

Most common strategies used to cope with lack of income / resources

Abra

- Skipping meals
- Reducing meal size

Abu Baker

- Skipping meals
- Reducing meal size

Ali Bdran

- Skipping meals
- Reducing meal size

Bab Elhadid

- Looking for food in garbage
- Skipping meals
- Reducing meal size

Baqla

- Borrowing from family/friends
- Skipping meals
- Reducing meal size

NFIs

Abra

- B 2200 SYP
- D NA
- F NA

Abu Baker

- B NA
- D NA
- F NA

Ali Bdran

- B 2500 SYP
- D NA
- F NA

Bab Elhadid

- B 2200 SYP
- D NA
- F NA

Baqla

- B NA
- D NA
- F NA

Most common electricity source

Main network

Generator

No source available

No information

Fuel Prices

B Butane (cannister)

D Diesel (litre)

F Firewood (tonne)

NA: not available for purchase

Health

Most common health problems

Ali Bdran

Diarrhea
 Chronic disease with no access to medicine
 Acute respiratory infections

Bab Elhadid

Diarrhea
 Chronic disease with no access to medicine
 Pregnancy related diseases

Abra

Diarrhea
 Chronic disease with no access to medicine
 Pregnancy related diseases

Abu Baker

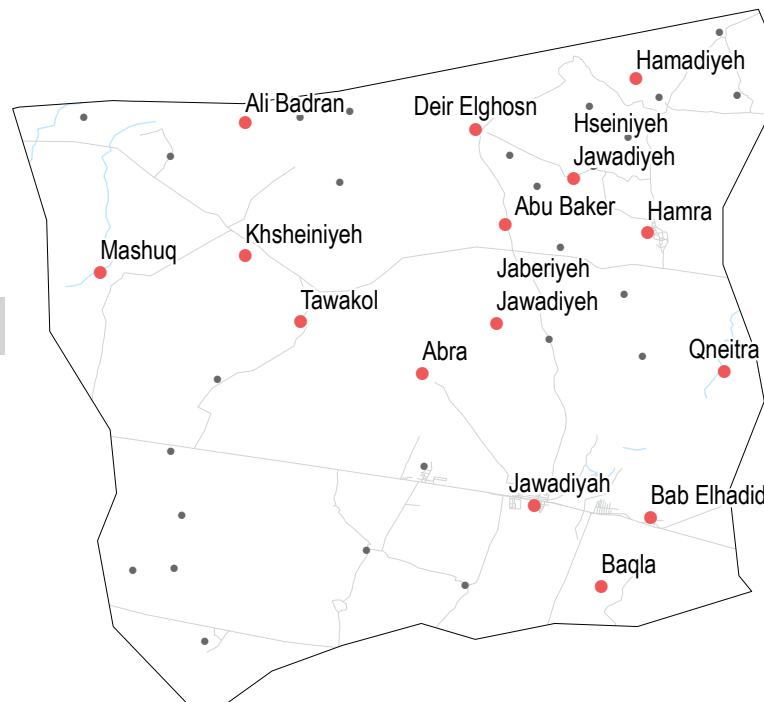
Chronic disease with no access to medicine
 Acute respiratory infections
 Severe diseases affecting those aged less than 5

Baqla

Communicable diseases
 Chronic disease with no access to medicine
 Severe diseases affecting those aged less than 5

• 15/38 communities assessed (10 communities are shown on the next two factsheets):

- Abra
- Abu Baker
- Ali Bdran
- Bab Elhadid
- Baqla



Food Security

Baqla

Bread: no info
 Rice: no info
 Lentils: no info
 Cooking oil: no info
 Sugar: no info

Abra

Bread: 40 SYP
 Rice: 500 SYP
 Lentils: 350 SYP
 Cooking oil: 550 SYP
 Sugar: 400 SYP

Ali Bdran

Bread: 40 SYP
 Rice: 500 SYP
 Lentils: 400 SYP
 Cooking oil: 600 SYP
 Sugar: 425 SYP

Abu Baker

Bread: no info
 Rice: no info
 Lentils: no info
 Cooking oil: no info
 Sugar: no info

Bab Elhadid

Bread: no info
 Rice: 500 SYP
 Lentils: 400 SYP
 Cooking oil: 650 SYP
 Sugar: 450 SYP

Main challenges to obtaining food

- No challenges
- Some foods unavailable
- Local production decreased
- Lack of access to market
- Some foods expensive
- Lack of resources to buy food available in markets
- Lack of access to fuel
- Cooking fuel not available
- No information

Bread (public): 1 pack
 Rice, lentils, sugar: 1 kg
 Cooking oil: 1 litre

WASH

Most common water source

Status of source

- Water is safe to drink
- Water tastes/smells bad
- People sick after drinking
- No information

Change in available water since last month

- More water
- No change
- Less water
- No information

Most common method of garbage disposal

Abra

Network

Abu Baker

Closed well

Ali Bdran

Closed well

Bab Elhadid

Network

Baqla

Closed well

Education

Abra

Most children accessed education

Abu Baker

Most children accessed education

Ali Bdran

Most children accessed education

Bab Elhadid

Most children accessed education

Status of primary schools in village

- Functioning
- Not functioning
- Not available
- No information
- Barriers to accessing education services

Baqla

Most children accessed education

Jawadiyah 2/3, Al Hasakeh Governorate

March 2017

Shelter

Most common shelter

- Independent apartment or house
- Shared apartment or house
- Unfinished apartment or house
- Tent
- Private space not for shelter
- Cave/natural shelter
- Collective public space not for shelter

- No IDPs
- No information

Min - Max: rent paid per room (where known)

Deir Elghosn

- NDPs
- IDPs
- No info

Hamediyeh

- NDPs
- IDPs
- No info

Hamra

- NDPs
- IDPs
- No info

Hseiniyeh Jawadiyeh

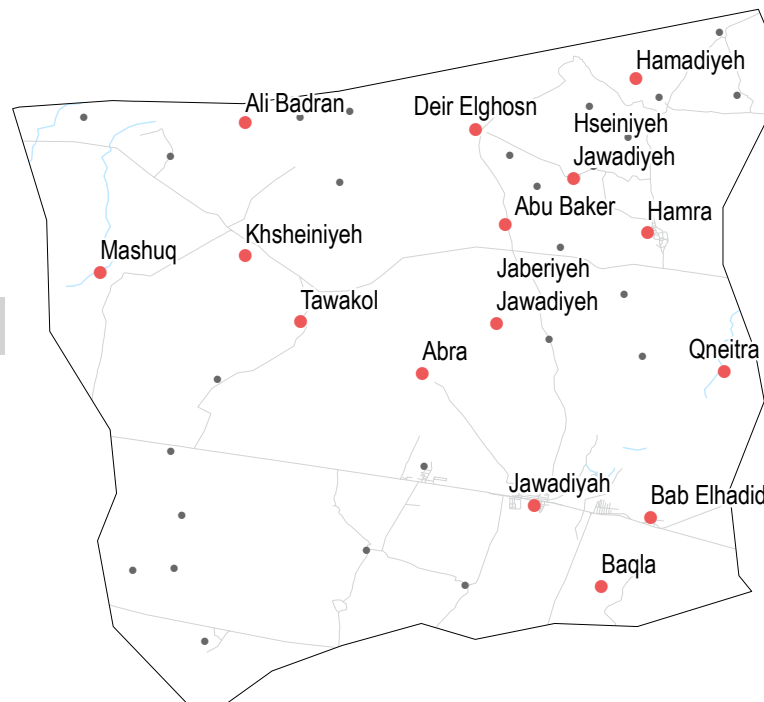
- NDPs
- IDPs
- No info

Jaberiyeh Jawadiyeh

- NDPs
- IDPs
- No info

15/38 communities assessed (5 communities are shown on the previous factsheet, 5 communities are shown on the next factsheet):

- Deir Elghosn
- Hamediyeh
- Hamra
- Hseiniyeh Jawadiyeh
- Jaberiyeh Jawadiyeh



Displacement

Deir Elghosn

- 51-75%
- No
- No info

Hamediyeh

- 51-75%
- No
- No info

Hamra

- 76-100%
- No
- No info

Hseiniyeh Jawadiyeh

- 51-75%
- No
- No info

% of pre-conflict population remaining

IDPs already living in village

IDPs arrived in last month

No information

Jaberiyeh Jawadiyeh

- 26-50%
- No
- No info

Livelihoods

Most common strategies used to cope with lack of income / resources

Deir Elghosn

- Skipping meals
- Reducing meal size

Hamediyeh

- Borrowing from family/friends
- Skipping meals
- Reducing meal size

Hamra

- Borrowing from family/friends
- Skipping meals
- Reducing meal size

Hseiniyeh Jawadiyeh

- Borrowing from family/friends
- Skipping meals
- Reducing meal size

Jaberiyeh Jawadiyeh

- Reducing meal size

NFIs

Deir Elghosn

- B 2200 SYP
- D 50 SYP
- F NA

Hamediyeh

- B NA
- D NA
- F NA

Hamra

- B 2200 SYP
- D NA
- F NA

Hseiniyeh Jawadiyeh

- B NA
- D NA
- F NA

Jaberiyeh Jawadiyeh

- B NA
- D NA
- F 35000 SYP

Most common electricity source

- Main network
- Generator
- No source available
- No information

Fuel Prices

- B Butane (cannister)
- D Diesel (litre)
- F Firewood (tonne)

NA: not available for purchase

Jawadiyah 2/3, Al Hasakeh Governorate

March 2017

Health

Most common health problems

Hamra
 Diarrhea
 Acute respiratory infections
 Fever

Deir Elghosn
 Communicable diseases
 Chronic disease with no access to medicine
 Symptoms of psychological trauma

Hseiniyeh Jawadiyeh
 Chronic disease with no access to medicine
 Acute respiratory infections
 Severe diseases affecting those aged less than 5

Hamediyeh
 Diarrhea
 Chronic disease with no access to medicine
 Injuries

Jaberiyyeh Jawadiyeh
 Chronic disease with no access to medicine
 Acute respiratory infections
 Fever

• 15/38 communities assessed (5 communities are shown on the previous factsheet, 5 communities are shown on the next factsheet):
 Deir Elghosn
 Hamediyeh
 Hamra
 Hseiniyeh Jawadiyeh
 Jaberiyyeh Jawadiyeh

Jaberiyyeh Jawadiyeh
 Bread: no info
 Rice: no info
 Lentils: 400 SYP
 Cooking oil: 600 SYP
 Sugar: no info

Food Security

Deir Elghosn
 Bread: no info
 Rice: 450 SYP
 Lentils: 425 SYP
 Cooking oil: 600 SYP
 Sugar: 450 SYP

Hamra
 Bread: 150 SYP
 Rice: 500 SYP
 Lentils: 400 SYP
 Cooking oil: 600 SYP
 Sugar: 410 SYP

Hamediyeh
 Bread: 60 SYP
 Rice: 550 SYP
 Lentils: 350 SYP
 Cooking oil: 600 SYP
 Sugar: 450 SYP

Hseiniyeh Jawadiyeh
 Bread: no info
 Rice: no info
 Lentils: no info
 Cooking oil: no info
 Sugar: no info

Main challenges to obtaining food

- No challenges
- Some foods unavailable
- Local production decreased
- Lack of access to market
- Some foods expensive
- Lack of resources to buy food available in markets
- Lack of access to fuel
- Cooking fuel not available
- No information

Bread (public): 1 pack
 Rice, lentils, sugar: 1 kg
 Cooking oil: 1 litre

WASH

Most common water source
 Status of source
 Water is safe to drink
 Water tastes/smells bad
 People sick after drinking
 No information
 Change in available water since last month
 More water
 No change
 Less water
 No information
 Most common method of garbage disposal

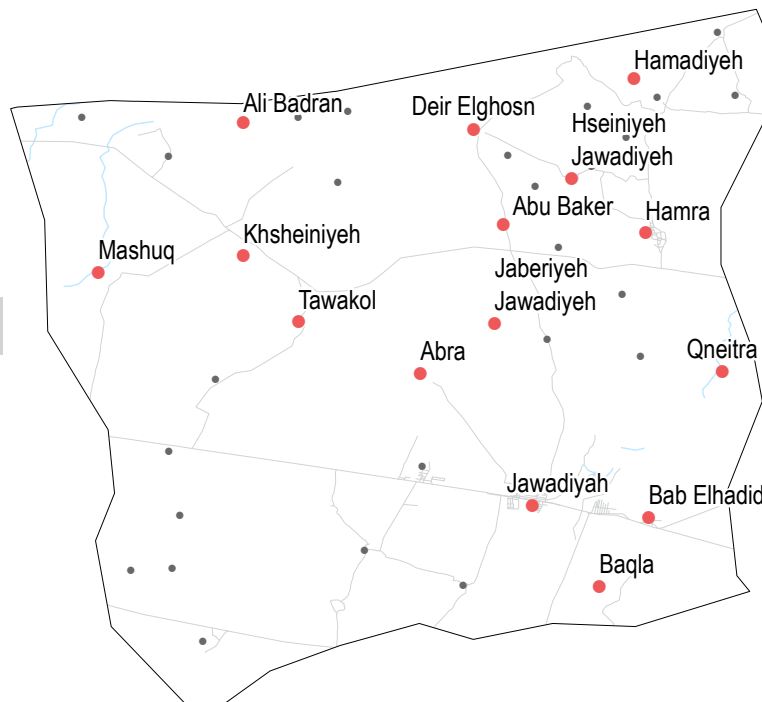
Deir Elghosn
 Network Public free collection

Hamediyeh
 Network Disposed at designated site

Hamra
 Network Public free collection

Hseiniyeh Jawadiyeh
 Closed well Private paid collection

Jaberiyyeh Jawadiyeh
 Network Public free collection



Education

Deir Elghosn
 Most children accessed education

Hamediyeh
 Most children accessed education

Hamra
 Lack of teaching staff
 Parents do not approve of curriculum
 Curriculum not available in appropriate language

Hseiniyeh Jawadiyeh
 Most children accessed education

Status of primary schools in village

- Functioning
- Not functioning
- Not available
- No information
- Barriers to accessing education services

Jaberiyyeh Jawadiyeh
 Lack of teaching staff
 Lack of school supplies
 Parents do not approve of curriculum

Jawadiyah 3/3, Al Hasakeh Governorate

March 2017

Shelter

Most common shelter

- Independent apartment or house
- Shared apartment or house
- Unfinished apartment or house
- Tent
- Private space not for shelter
- Cave/natural shelter
- Collective public space not for shelter

- No IDPs
- No information

Min - Max: rent paid per room (where known)

Jawadiyah

NDPs IDPs
2000 - 7000 SYP

Khsheniyyeh

NDPs IDPs
No info

Mashuq

NDPs IDPs
No info

Qneitra

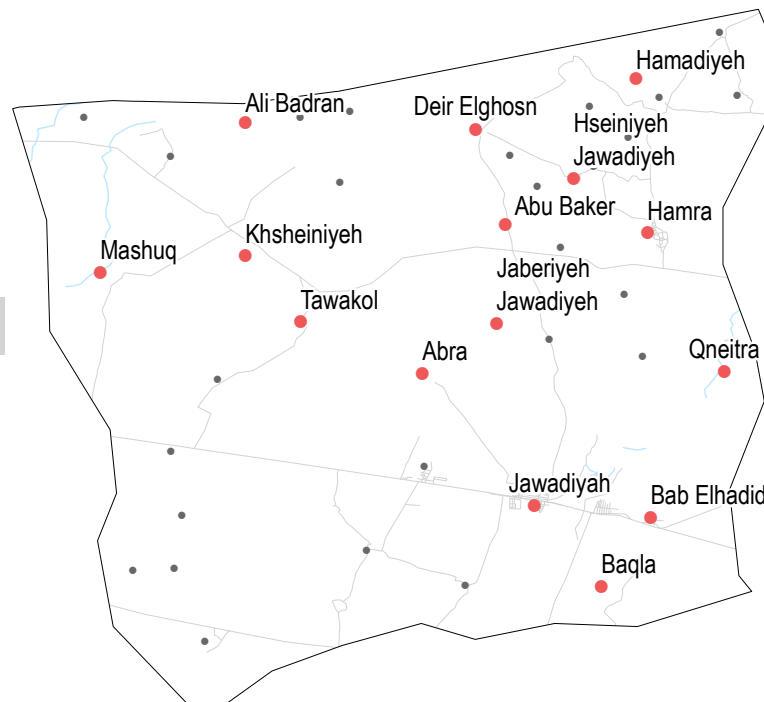
NDPs IDPs
No info

Tawakol

NDPs IDPs
No info

• 15/38 communities assessed (10 communities are shown on the previous two factsheets):

- Jawadiyah
- Khsheniyyeh
- Mashuq
- Qneitra
- Tawakol



Displacement

Jawadiyah

76-100%
Yes Yes

Khsheniyyeh

26-50%
No No info

Mashuq

51-75%
No No info

Qneitra

51-75%
No No info

% of pre-conflict population remaining

IDPs already living in village

IDPs arrived in last month

No information

Tawakol

51-75%
No No info

Livelihoods

Most common strategies used to cope with lack of income / resources

Jawadiyah

- Children sent to work/beg
- Borrowing from family/friends
- Selling household assets

Khsheniyyeh

- Taking loans/buying on credit
- Borrowing from family/friends
- Looking for food in garbage

Mashuq

- Skipping meals
- Reducing meal size

Qneitra

- Selling household assets
- Reducing meal size

Tawakol

- Borrowing from family/friends
- Skipping meals
- Reducing meal size

NFIs

Jawadiyah

B 3500 SYP
D 40 SYP
F NA

Khsheniyyeh

B 2400 SYP
D 75 SYP
F NA

Mashuq

B 2200 SYP
D NA
F NA

Qneitra

B NA
D NA
F NA

Tawakol

B NA
D NA
F NA

Most common electricity source

Main network

Generator

No source available

No information

Fuel Prices

B Butane (cannister)

D Diesel (litre)

F Firewood (tonne)

NA: not available for purchase

Health

Most common health problems

Mashuq

Diarrhea
 Chronic disease with no access to medicine
 Fever

Qneitra

Chronic disease with no access to medicine
 Acute respiratory infections
 Fever

Jawadiyah

Diarrhea
 Acute respiratory infections
 Severe diseases affecting those aged less than 5

Khsheiniyeh

Diarrhea
 Chronic disease with no access to medicine
 Maternal health issues

Tawakol

Chronic disease with no access to medicine
 Acute respiratory infections
 Severe diseases affecting those aged less than 5

• 15/38 communities assessed (10 communities are shown on the previous two factsheets):

Jawadiyah
 Khsheiniyeh
 Mashuq
 Qneitra
 Tawakol

Food Security

Tawakol

Bread: 20 SYP
 Rice: 500 SYP
 Lentils: 400 SYP
 Cooking oil: 550 SYP
 Sugar: 450 SYP

Jawadiyah

Bread: no info
 Rice: 650 SYP
 Lentils: 350 SYP
 Cooking oil: 500 SYP
 Sugar: 550 SYP

Mashuq

Bread: no info
 Rice: 550 SYP
 Lentils: 500 SYP
 Cooking oil: 600 SYP
 Sugar: 450 SYP

Khsheiniyeh

Bread: no info
 Rice: 600 SYP
 Lentils: 400 SYP
 Cooking oil: 625 SYP
 Sugar: 400 SYP

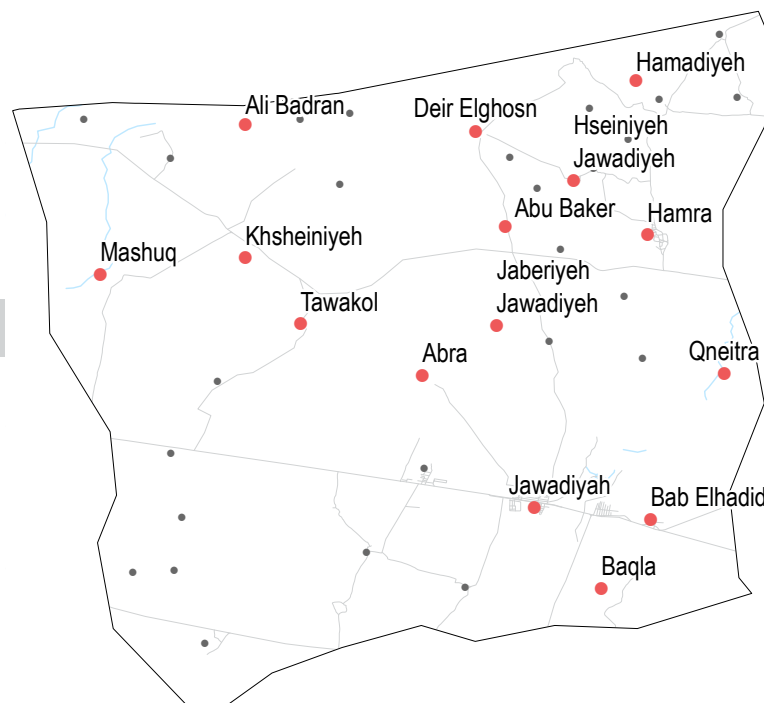
Qneitra

Bread: 50 SYP
 Rice: no info
 Lentils: no info
 Cooking oil: no info
 Sugar: no info

Main challenges to obtaining food

- No challenges
- Some foods unavailable
- Local production decreased
- Lack of access to market
- Some foods expensive
- Lack of resources to buy food available in markets
- Lack of access to fuel
- Cooking fuel not available
- No information

Bread (public): 1 pack
 Rice, lentils, sugar: 1 kg
 Cooking oil: 1 litre



WASH

Most common water source

Status of source

- Water is safe to drink
- Water tastes/smells bad
- People sick after drinking
- No information

Change in available water since last month

- More water
- No change
- Less water
- No information

Most common method of garbage disposal

Jawadiyah

Network
 Public free collection

Khsheiniyeh

Closed well
 Private paid collection

Mashuq

Network
 Private paid collection

Qneitra

Network
 Public free collection

Tawakol

Network
 Private paid collection

Education

Jawadiyah

Most children accessed education

Khsheiniyeh

Most children accessed education

Mashuq

Most children accessed education

Qneitra

Most children accessed education

Status of primary schools in village

- Functioning
- Not functioning
- Not available
- No information
- Barriers to accessing education services

Tawakol

Most children accessed education

Qahtaniyyeh 1/2, Al Hasakeh Governorate

March 2017

Shelter

Most common shelter

- Independent apartment or house
- Shared apartment or house
- Unfinished apartment or house
- Tent
- Private space not for shelter
- Cave/natural shelter
- Collective public space not for shelter

- No IDPs
- No information

Min - Max: rent paid per room (where known)

Bayandur

- NDPs
- IDPs
- No info

Big Khazneh

- NDPs
- IDPs
- No info

Hilweh

- NDPs
- IDPs
- No info

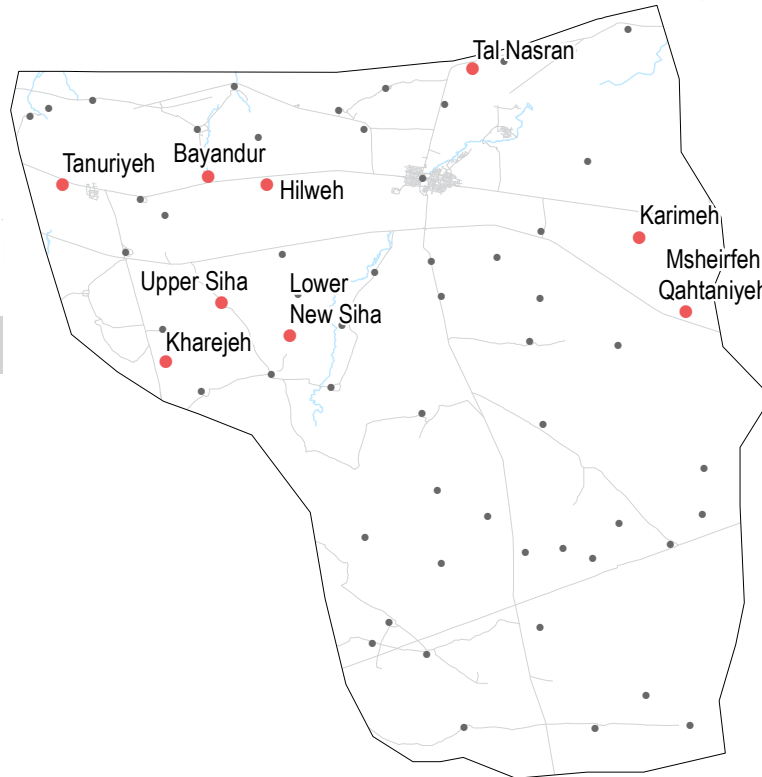
Karimeh

- NDPs
- IDPs
- No info

Kharejeh

- NDPs
- IDPs
- No info

- 10/60 communities assessed (5 communities are shown on the next factsheet):
- Bayandur
- Big Khazneh
- Hilweh
- Karimeh
- Kharejeh



Livelihoods

Most common strategies used to cope with lack of income / resources

Bayandur

- Borrowing from family/friends
- Skipping meals
- Reducing meal size

Big Khazneh

- Skipping meals
- Reducing meal size

Hilweh

- Taking loans/buying on credit
- Borrowing from family/friends
- Skipping meals

Karimeh

- Taking loans/buying on credit
- Borrowing from family/friends

Kharejeh

- Skipping meals
- Reducing meal size

Displacement

Bayandur

- 26-50%
- No
- No info

Big Khazneh

- 26-50%
- No
- No info

Hilweh

- 26-50%
- No
- No info

Karimeh

- 51-75%
- No
- No info

% of pre-conflict population remaining

IDPs already living in village

IDPs arrived in last month

No information

Kharejeh

51-75%

Yes Yes

NFIs

Bayandur

- B** NA
- D** NA
- F** NA

Big Khazneh

- B** 2100 SYP
- D** 35 SYP
- F** NA

Hilweh

- B** 2200 SYP
- D** NA
- F** NA

Karimeh

- B** 2500 SYP
- D** 40 SYP
- F** NA

Kharejeh

- B** NA
- D** NA
- F** NA

Most common electricity source

- Main network
- Generator
- No source available
- No information

Fuel Prices

- B** Butane (cannister)
- D** Diesel (litre)
- F** Firewood (tonne)

NA: not available for purchase

Qahtaniyyeh 1/2, Al Hasakeh Governorate

March 2017

Health

Most common health problems

Hilweh

Diarrhea
Chronic disease with no access to medicine
Acute respiratory infections

Karimeh

Chronic disease with no access to medicine
Maternal health issues
Severe diseases affecting those aged less than 5

Kharejeh

Chronic disease with no access to medicine
Fever
Severe diseases affecting those aged less than 5

Bayandur

Diarrhea
Chronic disease with no access to medicine
Maternal health issues

Big Khazneh

Chronic disease with no access to medicine
Acute respiratory infections
Severe diseases affecting those aged less than 5

• 10/60 communities assessed (5 communities are shown on the next factsheet):
Bayandur
Big Khazneh
Hilweh
Karimeh
Kharejeh

Food Security

Kharejeh

Bread: no info
Rice: no info
Lentils: no info
Cooking oil: no info
Sugar: no info

Bayandur

Bread: 75 SYP
Rice: 550 SYP
Lentils: 320 SYP
Cooking oil: 600 SYP
Sugar: 375 SYP

Hilweh

Bread: no info
Rice: 450 SYP
Lentils: 400 SYP
Cooking oil: 600 SYP
Sugar: 400 SYP

Big Khazneh

Bread: 50 SYP
Rice: 550 SYP
Lentils: 390 SYP
Cooking oil: 500 SYP
Sugar: 400 SYP

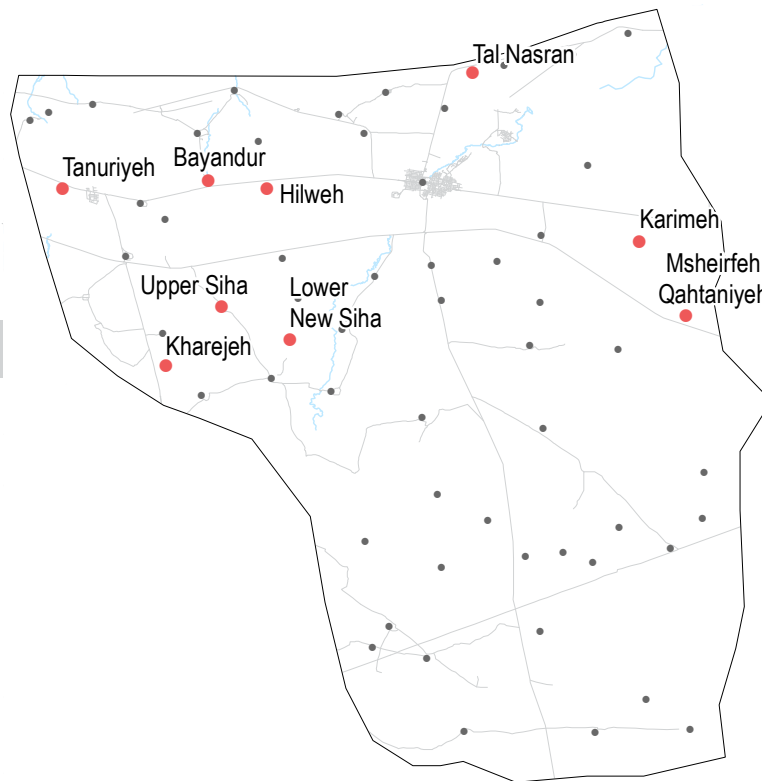
Karimeh

Bread: 70 SYP
Rice: 600 SYP
Lentils: 400 SYP
Cooking oil: 500 SYP
Sugar: 400 SYP

Main challenges to obtaining food

- No challenges
- Some foods unavailable
- Local production decreased
- Lack of access to market
- Some foods expensive
- Lack of resources to buy food available in markets
- Lack of access to fuel
- Cooking fuel not available
- No information

Bread (public): 1 pack
Rice, lentils, sugar: 1 kg
Cooking oil: 1 litre



WASH

Most common water source

Status of source

- Water is safe to drink
- Water tastes/smells bad
- People sick after drinking
- No information

Change in available water since last month

- More water
- No change
- Less water
- No information

Most common method of garbage disposal

Bayandur

Closed well
 Buried / burned

Big Khazneh

Network
 Private paid collection

Hilweh

Network
 Public free collection

Karimeh

Network
 Disposed at designated site

Kharejeh

Network
 Public free collection

Education

Bayandur

Most children accessed education

Big Khazneh

Most children accessed education

Hilweh

Most children accessed education

Karimeh

Most children accessed education

Status of primary schools in village

- Functioning
- Not functioning
- Not available
- No information
- Barriers to accessing education services

Kharejeh

Most children accessed education

Qahtaniyeh 2/2, Al Hasakeh Governorate

March 2017

Shelter

Most common shelter

- Independent apartment or house
- Shared apartment or house
- Unfinished apartment or house
- Tent
- Private space not for shelter
- Cave/natural shelter
- Collective public space not for shelter

- No IDPs
- No information

Min - Max: rent paid per room (where known)

Lower New Siha

- NDPs
- IDPs
- No info

Tanuriyeh

- NDPs
- IDPs
- No info

Msheirfeh Qahtaniyeh Upper Siha

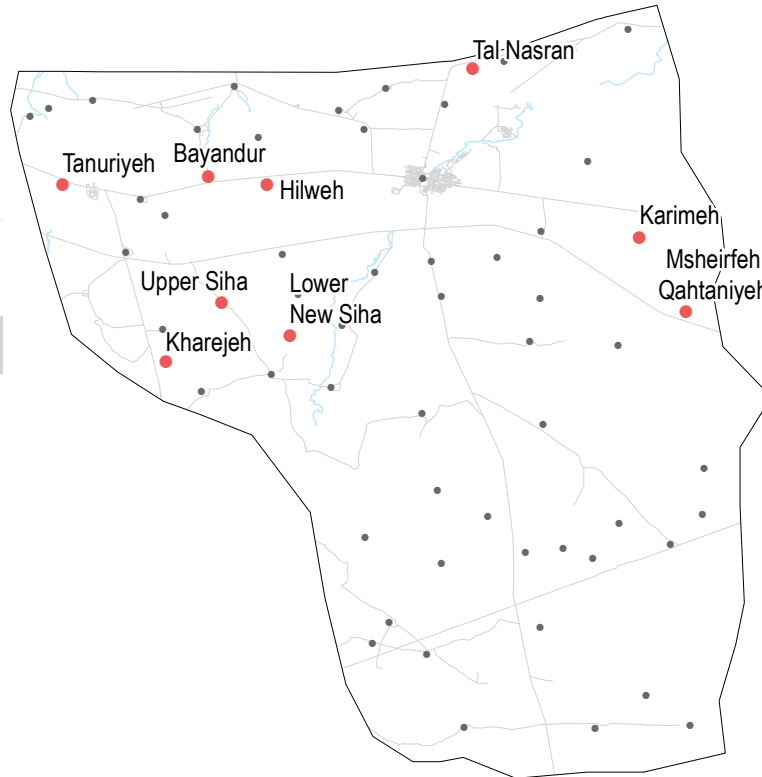
- NDPs
- IDPs
- No info

- NDPs
- IDPs
- No info

Tak Nasran

- NDPs
- IDPs
- No info

- 10/60 communities assessed (5 communities are shown on the previous factsheet):
- Lower New Siha
- Msheirfeh Qahtaniyeh
- Tak Nasran
- Tanuriyeh
- Upper Siha



Displacement

Lower New Siha

- 51-75%
- No
- No info

Msheirfeh Qahtaniyeh

- 26-50%
- No
- No info

Tak Nasran

- 26-50%
- No
- No info

Tanuriyeh

- 26-50%
- No
- No info

- % of pre-conflict population remaining
- IDPs already living in village
- IDPs arrived in last month
- No information

Upper Siha

- 1-25%
- No
- No info

Livelihoods

Most common strategies used to cope with lack of income / resources

Lower New Siha

- Borrowing from family/friends
- Skipping meals
- Reducing meal size

Msheirfeh Qahtaniyeh

- Skipping meals
- Reducing meal size

Tak Nasran

- Skipping meals
- Reducing meal size

Tanuriyeh

- Selling household assets
- Skipping meals
- Reducing meal size

Upper Siha

- Borrowing from family/friends
- Skipping meals
- Reducing meal size

NFIs

Lower New Siha

- B 2200 SYP
- D NA
- F NA

Msheirfeh Qahtaniyeh

- B 2500 SYP
- D NA
- F NA

Tak Nasran

- B NA
- D NA
- F NA

Tanuriyeh

- B NA
- D NA
- F NA

Upper Siha

- B 2250 SYP
- D NA
- F NA

Most common electricity source

- Main network
- Generator
- No source available
- No information

Fuel Prices

- B Butane (cannister)
- D Diesel (litre)
- F Firewood (tonne)

NA: not available for purchase

Qahtaniyeh 2/2, Al Hasakeh Governorate

March 2017

Health

Most common health problems

Tak Nasran
 Chronic disease with no access to medicine
 Malnutrition
 Severe diseases affecting those aged less than 5

Tanuriyeh
 Diarrhea
 Chronic disease with no access to medicine
 Maternal health issues

Upper Siha
 Chronic disease with no access to medicine
 Pregnancy related diseases
 Maternal health issues

Lower New Siha
 Diarrhea
 Malnutrition
 Symptoms of psychological trauma

Msheirfeh Qahtaniyeh
 Diarrhea
 Chronic disease with no access to medicine
 Acute respiratory infections

• 10/60 communities assessed (5 communities are shown on the previous factsheet):
 Lower New Siha
 Msheirfeh Qahtaniyeh
 Tak Nasran
 Tanuriyeh
 Upper Siha

Food Security

Upper Siha
 Bread: no info
 Rice: 400 SYP
 Lentils: 350 SYP
 Cooking oil: 650 SYP
 Sugar: 500 SYP

Lower New Siha Tak Nasran
 Bread: no info
 Rice: 450 SYP
 Lentils: 300 SYP
 Cooking oil: 500 SYP
 Sugar: 400 SYP

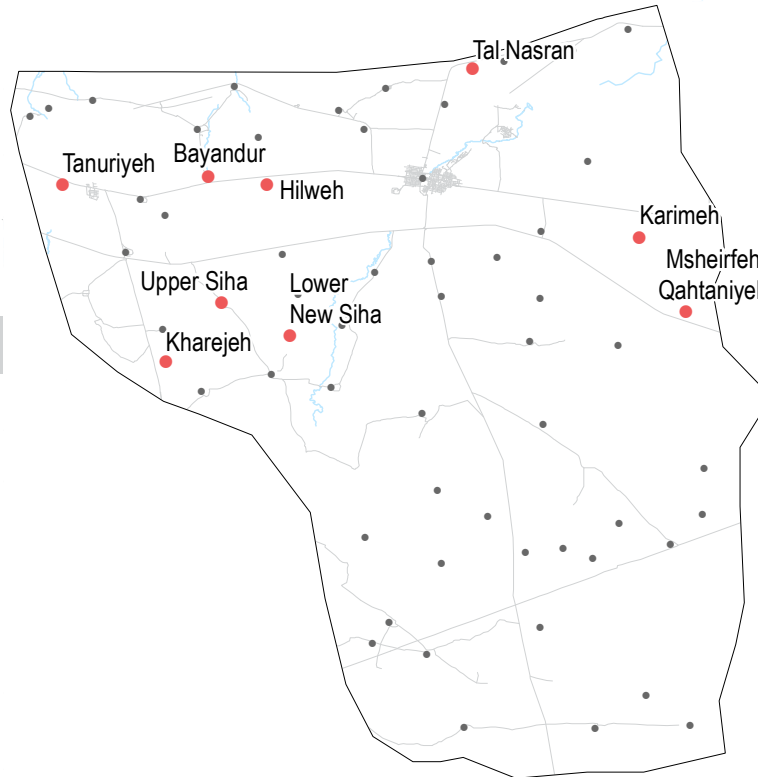
Msheirfeh Qahtaniyeh
 Bread: 40 SYP
 Rice: 500 SYP
 Lentils: 400 SYP
 Cooking oil: 550 SYP
 Sugar: 375 SYP

Tanuriyeh
 Bread: 50 SYP
 Rice: 500 SYP
 Lentils: 350 SYP
 Cooking oil: 650 SYP
 Sugar: 400 SYP

Main challenges to obtaining food

- No challenges
- Some foods unavailable
- Local production decreased
- Lack of access to market
- Some foods expensive
- Lack of resources to buy food available in markets
- Lack of access to fuel
- Cooking fuel not available
- No information

Bread (public): 1 pack
 Rice, lentils, sugar: 1 kg
 Cooking oil: 1 litre



WASH

Most common water source
 Status of source
 Water is safe to drink
 Water tastes/smells bad
 People sick after drinking
 No information
 Change in available water since last month
 More water
 No change
 Less water
 No information
 Most common method of garbage disposal
 Public free collection

Lower New Siha
 Network
 Public free collection

Msheirfeh Qahtaniyeh
 Network
 Private paid collection

Tak Nasran
 Network
 Public free collection

Tanuriyeh
 Network
 Public free collection

Upper Siha
 Network
 Public free collection

Education

Lower New Siha
 Most children accessed education

Msheirfeh Qahtaniyeh
 Most children accessed education

Tak Nasran
 Most children accessed education

Tanuriyeh
 Most children accessed education

Status of primary schools in village

- Functioning
- Not functioning
- Not available
- No information
- Barriers to accessing education services

Upper Siha
 Most children accessed education

Shelter

Most common shelter

- Independent apartment or house
- Shared apartment or house
- Unfinished apartment or house
- Tent
- Private space not for shelter
- Cave/natural shelter
- Collective public space not for shelter

- No IDPs
- No information

Min - Max: rent paid per room (where known)

Abu Rasin Qamishli

- NDPs
- IDPs
- No info

Akula Qamishli

- NDPs
- IDPs
- No info

Al Harah

- NDPs
- IDPs
- No info

Ghaybi

- NDPs
- IDPs
- No info

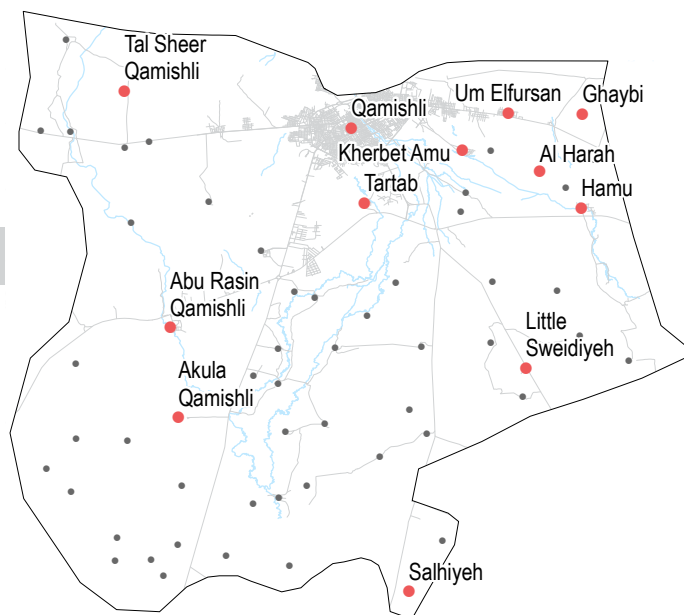
Hamu

- NDPs
- IDPs
- No info

Kherbet Amu

- NDPs
- IDPs
- No info

- 11/60 communities assessed (5 communities are shown on the next factsheet), as well as Qamishli City:
- Abu Rasin Qamishli
- Akula Qamishli
- Al Harah
- Ghaybi
- Hamu
- Kherbet Amu



Livelihoods

Most common strategies used to cope with lack of income / resources

Abu Rasin Qamishli

- Borrowing from family/friends
- Skipping meals
- Reducing meal size

Akula Qamishli

- Borrowing from family/friends
- Selling household assets
- Skipping meals

Al Harah

- Skipping meals
- Reducing meal size

Ghaybi

- Borrowing from family/friends
- Skipping meals
- Reducing meal size

Hamu

- Skipping meals
- Reducing meal size

Kherbet Amu

- Skipping meals
- Reducing meal size

Displacement

Abu Rasin Qamishli

- 1-25%
- No
- No info

Akula Qamishli

- 1-25%
- No
- No info

Al Harah

- 26-50%
- No
- No info

Ghaybi

- 26-50%
- No
- No info

% of pre-conflict population remaining

IDPs already living in village

IDPs arrived in last month

No information

Hamu

- 51-75%
- No
- No info

Kherbet Amu

- 26-50%
- No
- No info

NFIs

Abu Rasin Qamishli

- B 2200 SYP
- D NA
- F NA

Akula Qamishli

- B 2200 SYP
- D NA
- F NA

Al Harah

- B 2250 SYP
- D NA
- F NA

Ghaybi

- B 2100 SYP
- D NA
- F NA

Hamu

- B NA
- D NA
- F NA

Kherbet Amu

- B 2100 SYP
- D NA
- F NA

Most common electricity source

Main network

Generator

No source available

No information

Fuel Prices

Butane (cannister)

Diesel (litre)

Firewood (tonne)

NA: not available for purchase

Health

Most common health problems

Al Harah

Disabilities
Chronic disease with no access to medicine
Acute respiratory infections

Ghaybi

Diarrhea
Chronic disease
Symptoms of psychological trauma

Hamu

Disabilities
Chronic disease with no access to medicine
Maternal health issues

Kherbet Amu

Chronic disease with no access to medicine
Acute respiratory infections
Malnutrition

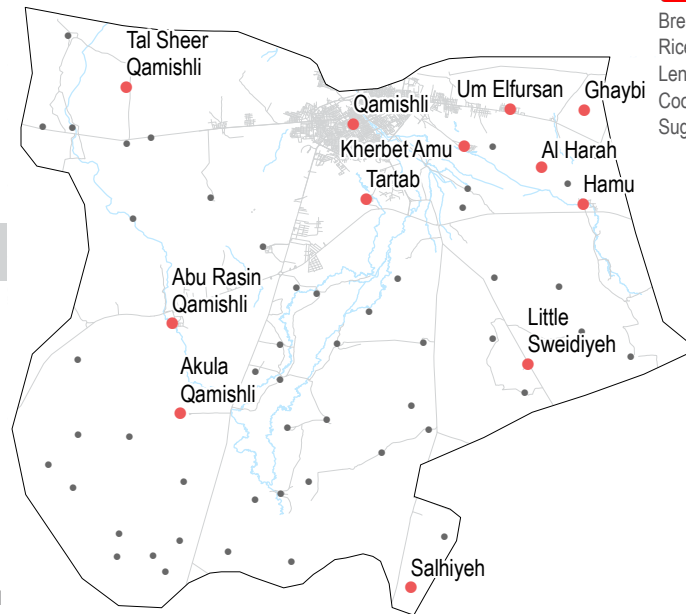
Abu Rasin Qamishli

Diarrhea
Chronic disease with no access to medicine
Fever

Akula Qamishli

Diarrhea
Chronic disease with no access to medicine
Symptoms of psychological trauma

• 11/60 communities assessed (5 communities are shown on the next factsheet), as well as Qamishli City:
Abu Rasin Qamishli
Akula Qamishli
Al Harah
Ghaybi
Hamu
Kherbet Amu



WASH

Most common water source

Status of source

- Water is safe to drink
- Water tastes/smells bad
- People sick after drinking
- No information

Change in available water since last month

- More water
- No change
- Less water
- No information

Most common method of garbage disposal

Abu Rasin Qamishli

Closed well
Public free collection

Akula Qamishli

Closed well
Public free collection

Al Harah

Open well
Disposed at designated site

Ghaybi

Network
Private paid collection

Kherbet Amu

Network
Public free collection

Hamu

Closed well
Disposed at designated site

Food Security

Hamu

Bread: 75 SYP
Rice: 450 SYP
Lentils: 400 SYP
Cooking oil: 550 SYP
Sugar: 400 SYP

Kherbet Amu

Bread: 70 SYP
Rice: 500 SYP
Lentils: 400 SYP
Cooking oil: 650 SYP
Sugar: 400 SYP

Abu Rasin Qamishli

Bread: no info
Rice: 450 SYP
Lentils: 400 SYP
Cooking oil: 500 SYP
Sugar: 400 SYP

Akula Qamishli

Bread: 50 SYP
Rice: 450 SYP
Lentils: 450 SYP
Cooking oil: 500 SYP
Sugar: 450 SYP

Al Harah

Bread: 70 SYP
Rice: 500 SYP
Lentils: 410 SYP
Cooking oil: 625 SYP
Sugar: 400 SYP

Ghaybi

Bread: 75 SYP
Rice: 450 SYP
Lentils: 390 SYP
Cooking oil: 600 SYP
Sugar: 400 SYP

Main challenges to obtaining food

- No challenges
- Some foods unavailable
- Local production decreased
- Lack of access to market
- Some foods expensive
- Lack of resources to buy food available in markets
- Lack of access to fuel
- Cooking fuel not available
- No information

Bread (public): 1 pack
Rice, lentils, sugar: 1 kg
Cooking oil: 1 litre

Education



Abu Rasin Qamishli

Most children accessed education



Akula Qamishli

Services are too far
Parents do not approve of curriculum
Curriculum not available in appropriate language



Al Harah

Lack of teaching staff
Lack of school supplies



Ghaybi

Most children accessed education

Status of primary schools in village

- Functioning
- Not functioning
- Not available
- No information
- Barriers to accessing education services



Hamu

Most children accessed education



Kherbet Amu

Most children accessed education

Shelter

Most common shelter

- Independent apartment or house
- Shared apartment or house
- Unfinished apartment or house
- Tent
- Private space not for shelter
- Cave/natural shelter
- Collective public space not for shelter

No IDPs

No information

Min - Max: rent paid per room (where known)

Little Sweidiyeh

NDPs IDPs
No info

Salhiyeh

NDPs IDPs
No info

Tal Sheer Qamishli

NDPs IDPs
No info

Tartab

NDPs IDPs
No info

Um Elfursan

NDPs IDPs
3000 - 4000 SYP

Livelihoods

Most common strategies used to cope with lack of income / resources

Little Sweidiyeh
Borrowing from family/friends

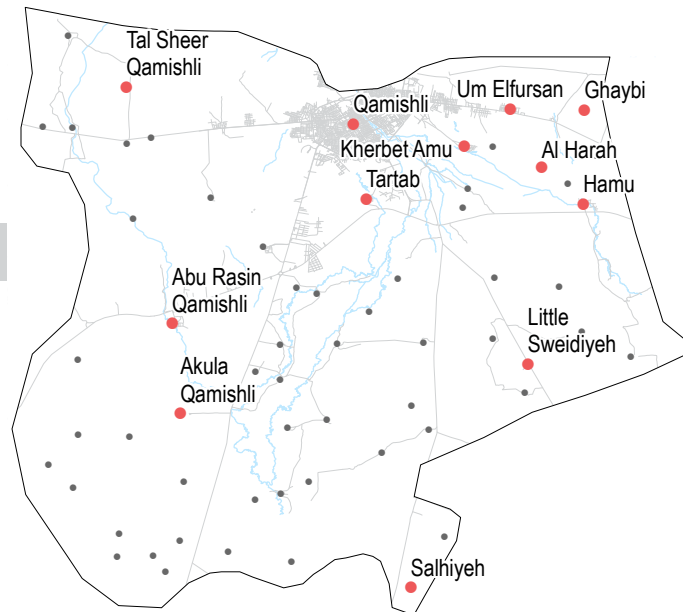
Salhiyeh
Borrowing from family/friends
Reducing meal size

Tal Sheer Qamishli
Borrowing from family/friends
Skipping meals
Reducing meal size

Tartab
Taking loans/buying on credit
Borrowing from family/friends

Um Elfursan
Taking loans/buying on credit
Borrowing from family/friends
High risk/illegal work

- 11/60 communities assessed (6 communities are shown on the previous factsheet), as well as Qamishli City:
- Little Sweidiyeh
- Salhiyeh
- Tal Sheer Qamishli
- Tartab
- Um Elfursan



Displacement

Little Sweidiyeh

26-50%
 No No info

Salhiyeh

1-25%
 No No info

Tal Sheer Qamishli

51-75%
 Yes Yes

Tartab

26-50%
 No No info

% of pre-conflict population remaining

IDPs already living in village

IDPs arrived in last month

No information

Um Elfursan

51-75%
 No No info

NFIs

Little Sweidiyeh

B 2600 SYP
D NA
F NA

Salhiyeh

B 25000 SYP
D 1800 SYP
F 125000 SYP

Tal Sheer Qamishli

B NA
D NA
F NA

Tartab

B 3500 SYP
D 110 SYP
F NA

Um Elfursan

B 3000 SYP
D 50 SYP
F 25000 SYP

Most common electricity source

Main network

Generator

No source available

No information

Fuel Prices

B Butane (cannister)

D Diesel (litre)

F Firewood (tonne)

NA: not available for purchase

Health

Most common health problems

Tal Sheer Qamishli

Skin disease
Chronic disease with no access to medicine
Maternal health issues

Tartab

Chronic disease with no access to medicine
Pregnancy related diseases
Maternal health issues

Um Elfursan

Chronic disease with no access to medicine
Pregnancy related diseases
Maternal health issues

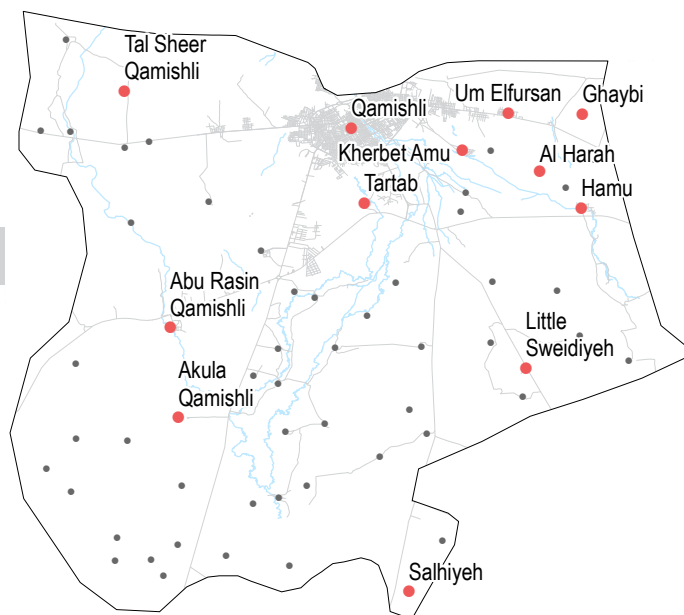
Little Sweidiyeh

Chronic disease with no access to medicine
Fever
Severe diseases affecting those aged less than 5

Salhiyeh

Injuries
Acute respiratory infections

• 11/60 communities assessed (6 communities are shown on the previous factsheet), as well as Qamishli City:
Little Sweidiyeh
Salhiyeh
Tal Sheer Qamishli
Tartab
Um Elfursan



WASH

Most common water source

Status of source

- Water is safe to drink
- Water tastes/smells bad
- People sick after drinking
- No information

Change in available water since last month

- More water
- No change
- Less water
- No information

Most common method of garbage disposal

Little Sweidiyeh

Closed well
Public free collection

Salhiyeh

Closed well
Buried / burned

Tal Sheer Qamishli

Closed well
Public free collection

Tartab

Network
Private paid collection

Um Elfursan

Network
Private paid collection

Food Security

Um Elfursan

Bread: 150 SYP
 Rice: 520 SYP
 Lentils: 400 SYP
 Cooking oil: 600 SYP
 Sugar: 500 SYP

Little Sweidiyeh

Bread: 125 SYP
 Rice: 500 SYP
 Lentils: 375 SYP
 Cooking oil: 600 SYP
 Sugar: 450 SYP

Tal Sheer Qamishli

Bread: no info
 Rice: no info
 Lentils: no info
 Cooking oil: no info
 Sugar: no info

Salhiyeh

Bread: no info
 Rice: 750 SYP
 Lentils: 800 SYP
 Cooking oil: 950 SYP
 Sugar: 800 SYP

Tartab

Bread: 150 SYP
 Rice: 500 SYP
 Lentils: 420 SYP
 Cooking oil: 650 SYP
 Sugar: 530 SYP

Main challenges to obtaining food

- No challenges
- Some foods unavailable
- Local production decreased
- Lack of access to market
- Some foods expensive
- Lack of resources to buy food available in markets
- Lack of access to fuel
- Cooking fuel not available

No information

Bread (public): 1 pack
Rice, lentils, sugar: 1 kg
Cooking oil: 1 litre

Education

Little Sweidiyeh

Lack of teaching staff
 Parents do not approve of curriculum
 Curriculum not available in appropriate language

Salhiyeh

Some facilities destroyed

Tal Sheer Qamishli

Parents do not approve of curriculum
 Curriculum not available in appropriate language

Tartab

Most children accessed education

Status of primary schools in village

- Functioning
- Not functioning
- Not available
- No information
- Barriers to accessing education services

Um Elfursan

Most children accessed education

Qamishli City 1/2, Al Hasakeh Governorate

March 2017

Shelter

Most common shelter

- Independent apartment or house
- Shared apartment or house
- Unfinished apartment or house
- Tent
- Private space not for shelter
- Cave/natural shelter
- Collective public space not for shelter

- No IDPs
- No information

Min - Max: rent paid per room (where known)

Al Antariyah

NDPs IDPs

 4000 - 8000 SYP

Hilaliyah

NDPs IDPs

 1000 - 1500 SYP

Hay Jomayeh

NDPs IDPs

 2000 - 3000 SYP

Kurnish

NDPs IDPs

 5000 - 8000 SYP

- 7/25 neighbourhoods assessed (3 neighbourhoods are shown on the next factsheet):

Al Antariyah
 Hilaliyah
 Hay Jomayeh
 Kurnish

Displacement

Al Antariyah

51-75%
 Yes Yes

Hilaliyah

26-50%
 Yes Yes

Hay Jomayeh

26-50%
 Yes Yes

Kurnish

51-75%
 Yes Yes

% of pre-conflict population remaining

IDPs already living in village

IDPs arrived in last month

No information

Livelihoods

Most common strategies used to cope with lack of income / resources

Al Antariyah

- Borrowing from family/friends
- Selling household assets
- Reducing meal size

Hilaliyah

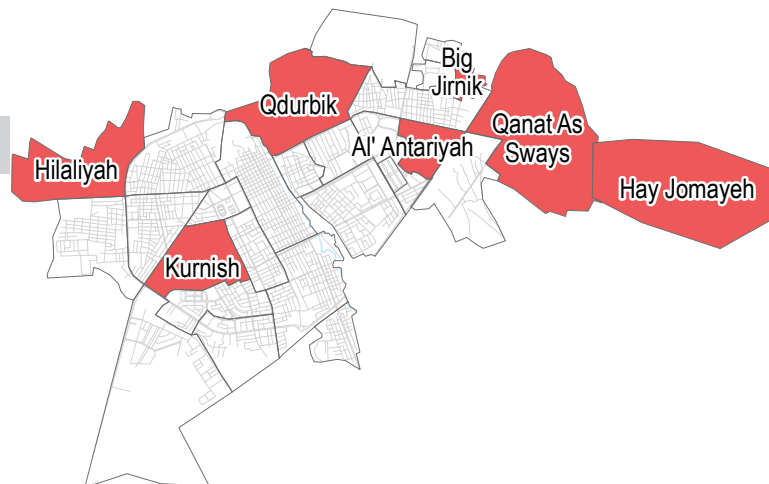
- Borrowing from family/friends
- Skipping meals
- Reducing meal size

Hay Jomayeh

- Taking loans/buying on credit
- Borrowing from family/friends
- High risk/illegal work

Kurnish

- Taking loans/buying on credit
- Borrowing from family/friends
- High risk/illegal work



NFIs

Al Antariyah

B 3000 SYP
D 75 SYP
F 25000 SYP

Hilaliyah

B 2200 SYP
D 40 SYP
F NA

Hay Jomayeh

B 2500 SYP
D 90 SYP
F NA

Kurnish

B 4000 SYP
D 100 SYP
F 25000 SYP

Most common electricity source

Main network

Generator

No source available

No information

Fuel Prices

B Butane (cannister)

D Diesel (litre)

F Firewood (tonne)

NA: not available for purchase

Qamishli City 1/2, Al Hasakeh Governorate

March 2017

Health

Most common health problems

Hay Jomayeh

Chronic disease with no access to medicine
Maternal health issues
Severe diseases affecting those aged less than 5

Kurnish

Chronic disease with no access to medicine
Pregnancy related diseases
Severe diseases affecting those aged less than 5

Al Antariyah

Chronic disease with no access to medicine
Malnutrition
Severe diseases affecting those aged less than 5

Hilaliyah

Chronic disease with no access to medicine
Fever
Severe diseases affecting those aged less than 5

• 7/25 neighbourhoods assessed (3 neighbourhoods are shown on the next factsheet):

- Al Antariyah
- Hilaliyah
- Hay Jomayeh
- Kurnish

Food Security

Al Antariyah

Bread: 25 SYP
Rice: 600 SYP
Lentils: 400 SYP
Cooking oil: 600 SYP
Sugar: 500 SYP

Hay Jomayeh

Bread: 150 SYP
Rice: 600 SYP
Lentils: 400 SYP
Cooking oil: 575 SYP
Sugar: 450 SYP

Hilaliyah

Bread: 125 SYP
Rice: 600 SYP
Lentils: 400 SYP
Cooking oil: 600 SYP
Sugar: 450 SYP

Kurnish

Bread: 25 SYP
Rice: 600 SYP
Lentils: 425 SYP
Cooking oil: 600 SYP
Sugar: 500 SYP

Main challenges to obtaining food

- No challenges
- Some foods unavailable
- Local production decreased
- Lack of access to market
- Some foods expensive
- Lack of resources to buy food available in markets
- Lack of access to fuel
- Cooking fuel not available

No information

Bread (public): 1 pack
Rice, lentils, sugar: 1 kg
Cooking oil: 1 litre

WASH

Most common water source

Status of source

- Water is safe to drink
- Water tastes/smells bad
- People sick after drinking
- No information

Change in available water since last month

- More water
- No change
- Less water
- No information

Most common method of garbage disposal

Al Antariyah

Network
 Private paid collection

Hilaliyah

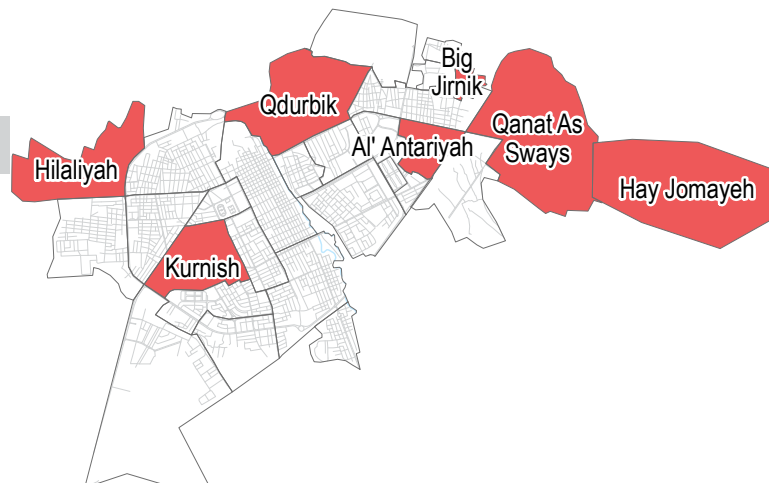
Network
 Private paid collection

Hay Jomayeh

Network
 Private paid collection

Kurnish

Network
 Private paid collection



Education

Al Antariyah

Most children accessed education

Hilaliyah

Most children accessed education

Hay Jomayeh

Most children accessed education

Kurnish

Most children accessed education

Status of primary schools in village

- Functioning
- Not functioning
- Not available
- No information
- Barriers to accessing education services

Qamishli City 2/2, Al Hasakeh Governorate

March 2017

Shelter

Most common shelter

- Independent apartment or house
- Shared apartment or house
- Unfinished apartment or house
- Tent
- Private space not for shelter
- Cave/natural shelter
- Collective public space not for shelter

- No IDPs
- No information

Min - Max: rent paid per room (where known)

Big Jirnik

NDPs IDPs
2500 - 3000 SYP

Qanat As Sways

NDPs IDPs
6000 - 10000 SYP

Qdurbik

NDPs IDPs
8000 - 10000 SYP

- 7/25 neighbourhoods assessed (4 communities are shown on the previous factsheet):
Big Jirnik
Qanat As Sways
Qdurbik

Displacement

Big Jirnik

51-75%
 No No info

Qanat As Sways

76-100%
 No No info

Qdurbik

51-75%
 Yes Yes

% of pre-conflict population remaining

IDPs already living in village

IDPs arrived in last month

No information

Livelihoods

Most common strategies used to cope with lack of income / resources

Big Jirnik

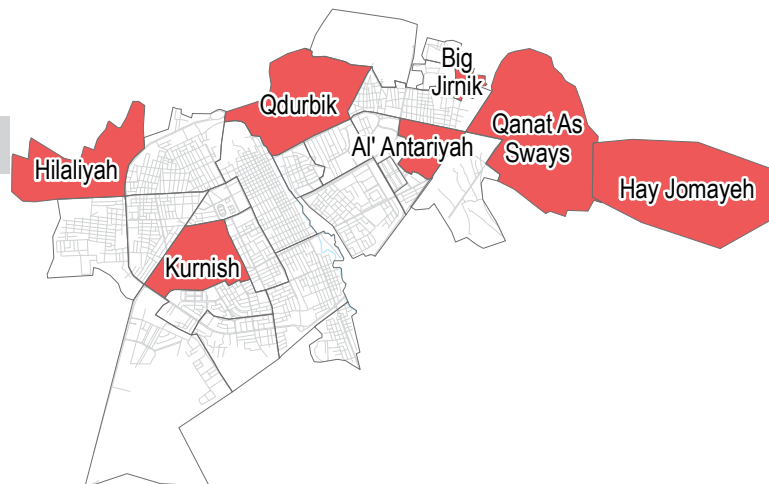
- Skipping meals
- Reducing meal size

Qanat As Sways

- Borrowing from family/friends
- Skipping meals
- Reducing meal size

Qdurbik

- Borrowing from family/friends
- Skipping meals
- Reducing meal size



NFIs

Big Jirnik

B 2200 SYP
D 35 SYP
F NA

Qanat As Sways

B 2500 SYP
D 40 SYP
F NA

Qdurbik

B 2200 SYP
D 35 SYP
F NA

Most common electricity source

Main network

Generator

No source available

No information

Fuel Prices

B Butane (cannister)

D Diesel (litre)

F Firewood (tonne)

NA: not available for purchase

Health

Most common health problems

Qdurbik
 Diarrhea
 Chronic disease with no access to medicine
 Malnutrition

Big Jirnik
 Chronic disease with no access to medicine
 Acute respiratory infections
 Malnutrition

Qanat As Sways
 Chronic disease with no access to medicine
 Acute respiratory infections
 Severe diseases affecting those aged less than 5

• 7/25 neighbourhoods assessed (4 communities are shown on the previous factsheet):
 Big Jirnik
 Qanat As Sways
 Qdurbik

Food Security

Big Jirnik
 Bread: 50 SYP
 Rice: 450 SYP
 Lentils: 400 SYP
 Cooking oil: 450 SYP
 Sugar: 400 SYP

Qdurbik
 Bread: 55 SYP
 Rice: 450 SYP
 Lentils: 375 SYP
 Cooking oil: 650 SYP
 Sugar: 400 SYP

Qanat As Sways

Bread: 50 SYP
 Rice: 500 SYP
 Lentils: 400 SYP
 Cooking oil: 600 SYP
 Sugar: 450 SYP

Main challenges to obtaining food

- No challenges
- Some foods unavailable
- Local production decreased
- Lack of access to market
- Some foods expensive
- Lack of resources to buy food available in markets
- Lack of access to fuel
- Cooking fuel not available
- No information

Bread (public): 1 pack
 Rice, lentils, sugar: 1 kg
 Cooking oil: 1 litre

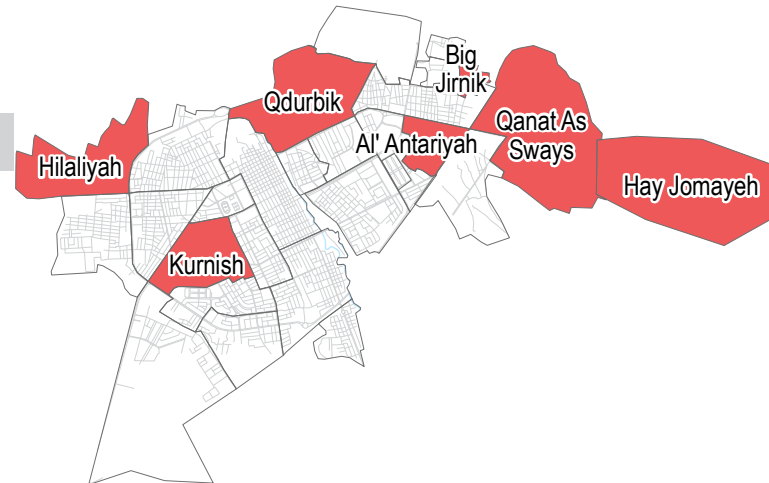
WASH

Most common water source
 Status of source
 Water is safe to drink
 Water tastes/smells bad
 People sick after drinking
 No information
 Change in available water since last month
 More water
 No change
 Less water
 No information
 Most common method of garbage disposal

Big Jirnik
 Closed well
 Private paid collection

Qanat As Sways
 Network
 Public free collection

Qdurbik
 Network
 Private paid collection



Education

Big Jirnik
 Most children accessed education

Qanat As Sways
 Most children accessed education

Qdurbik
 Most children accessed education

Status of primary schools in village

- Functioning
- Not functioning
- Not available
- No information
- Barriers to accessing education services

Shelter

Most common shelter

- Independent apartment or house
- Shared apartment or house
- Unfinished apartment or house
- Tent
- Private space not for shelter
- Cave/natural shelter
- Collective public space not for shelter

- No IDPs
- No information

Min - Max: rent paid per room (where known)

Ras Al Ain

NDPs IDPs
 3000 - 5000 SYP

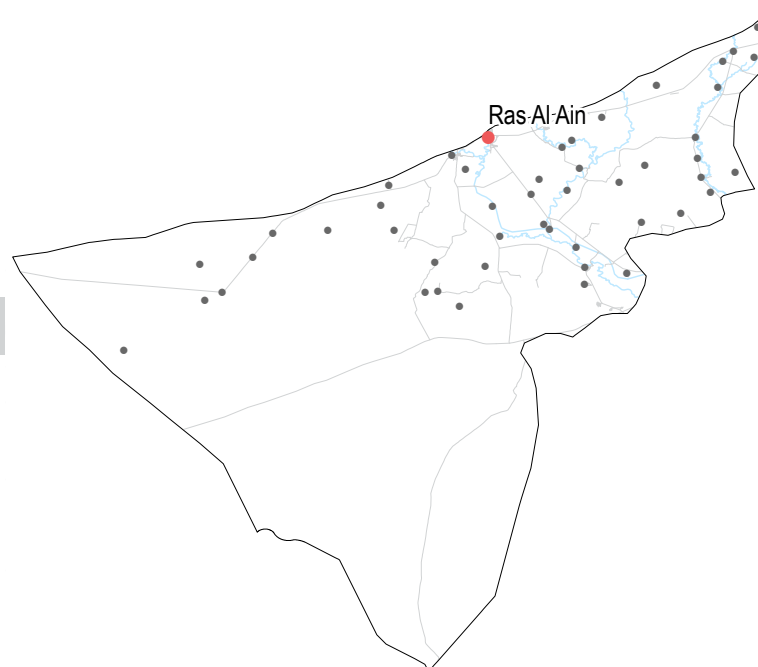
Livelihoods

Most common strategies used to cope with lack of income / resources

Ras Al Ain

- Children sent to work/beg
- Skipping meals
- Reducing meal size

• 1/43 communities assessed:
 Ras Al Ain



Displacement

Ras Al Ain

76-100%
 Yes Yes

- % of pre-conflict population remaining
- IDPs already living in village
- IDPs arrived in last month
- No information

NFIs

Ras Al Ain

B 2100 SYP
D 45 SYP
F NA

Most common electricity source

- Main network
- Generator
- No source available
- No information

Fuel Prices

- B** Butane (cannister)
 - D** Diesel (litre)
 - F** Firewood (tonne)
- NA: not available for purchase

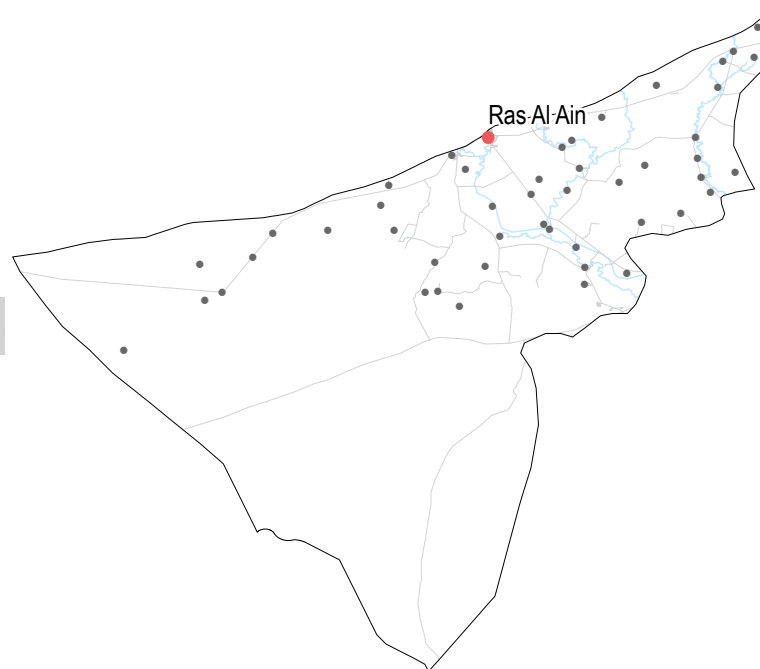
Health

Most common health problems

Ras Al Ain

- Diarrhea
- Chronic disease with no access to medicine
- Acute respiratory infections

• 1/43 communities assessed:
 Ras Al Ain



WASH

Most common water source

Status of source

- Water is safe to drink
- Water tastes/smells bad
- People sick after drinking
- No information

Change in available water since last month

- More water
- No change
- Less water
- No information

Most common method of garbage disposal

Ras Al Ain

- Network
- Private paid collection

Food Security

Ras Al Ain

- Bread: 55 SYP
- Rice: 450 SYP
- Lentils: 400 SYP
- Cooking oil: 465 SYP
- Sugar: 375 SYP

Main challenges to obtaining food

- No challenges
- Some foods unavailable
- Local production decreased
- Lack of access to market
- Some foods expensive
- Lack of resources to buy food available in markets
- Lack of access to fuel
- Cooking fuel not available
- No information

Bread (public): 1 pack
 Rice, lentils, sugar: 1 kg
 Cooking oil: 1 litre

Education

Ras Al Ain

Most children accessed education

Status of primary schools in village

- Functioning
- Not functioning
- Not available
- No information
- Barriers to accessing education services

Shelter

Most common shelter

- Independent apartment or house
- Shared apartment or house
- Unfinished apartment or house
- Tent
- Private space not for shelter
- Cave/natural shelter
- Collective public space not for shelter

- No IDPs
- No information

Min - Max: rent paid per room (where known)

Mathluthet Hamzeh

- NDPs
- IDPs
- No info

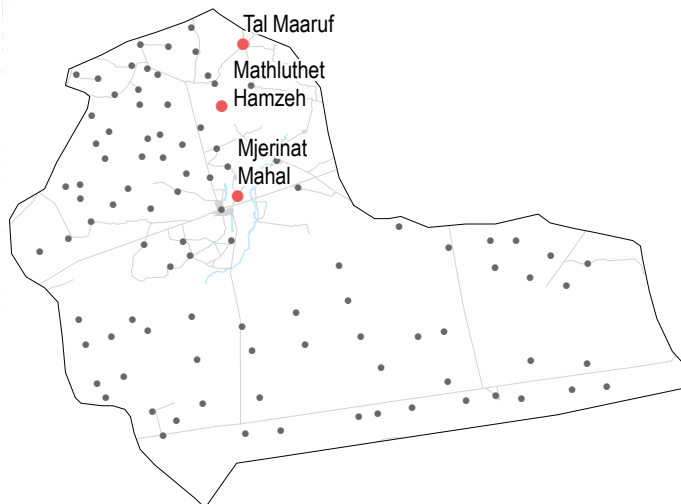
Mjerinat Mahal

- NDPs
- IDPs
- No info

Tal Maaruf

- NDPs
- IDPs
- 3000 - 6000 SYP

- 3/98 communities assessed:
- Mathluthet Hamzeh
- Mjerinat Mahal
- Tal Maaruf



Displacement

Mathluthet Hamzeh

- 76-100%
- No
- No info

Mjerinat Mahal

- 51-75%
- No
- No info

Tal Maaruf

- 76-100%
- No
- No info

- % of pre-conflict population remaining
- IDPs already living in village
- IDPs arrived in last month
- No information

Livelihoods

Most common strategies used to cope with lack of income / resources

Mathluthet Hamzeh

- Borrowing from family/friends
- Skipping meals
- Reducing meal size

Mjerinat Mahal

- Skipping meals
- Reducing meal size

Tal Maaruf

- Borrowing from family/friends
- Reducing meal size

NFIs

Mathluthet Hamzeh

- B** 2200 SYP
- D** NA
- F** NA

Mjerinat Mahal

- B** 2200 SYP
- D** 35 SYP
- F** NA

Tal Maaruf

- B** 2200 SYP
- D** NA
- F** NA

Most common electricity source

- Main network
- Generator
- No source available
- No information

Fuel Prices

- B** Butane (cannister)
- D** Diesel (litre)
- F** Firewood (tonne)

NA: not available for purchase

Health

Most common health problems

Tal Maaruf
 Chronic disease with no access to medicine
 Pregnancy related diseases
 Symptoms of psychological trauma

Mathluthet Hamzeh
 Chronic disease with no access to medicine
 Pregnancy related diseases
 Symptoms of psychological trauma

Mjerinat Mahal
 Chronic disease with no access to medicine
 Maternal health issues
 Severe diseases affecting those aged less than 5

WASH

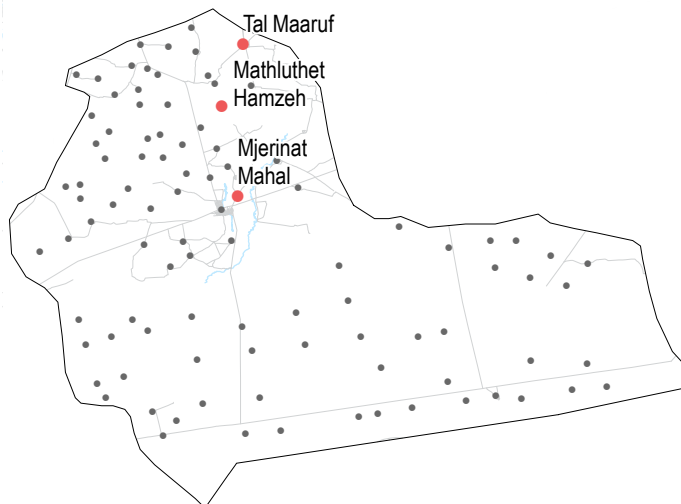
Most common water source
 Status of source
 Water is safe to drink
 Water tastes/smells bad
 People sick after drinking
 No information
 Change in available water since last month
 More water
 No change
 Less water
 No information
 Most common method of garbage disposal

Mathluthet Hamzeh
 Network
 Private paid collection

Mjerinat Mahal
 Closed well
 Buried / burned

Tal Maaruf
 Network
 Public free collection

- 3/98 communities assessed:
 Mathluthet Hamzeh
 Mjerinat Mahal
 Tal Maaruf



Food Security

Mathluthet Hamzeh

Bread: 50 SYP
 Rice: 500 SYP
 Lentils: 375 SYP
 Cooking oil: 600 SYP
 Sugar: 380 SYP

Tal Maaruf

Bread: 50 SYP
 Rice: 600 SYP
 Lentils: 400 SYP
 Cooking oil: 500 SYP
 Sugar: 500 SYP

Mjerinat Mahal

Bread: 70 SYP
 Rice: 400 SYP
 Lentils: 380 SYP
 Cooking oil: 550 SYP
 Sugar: 375 SYP

Main challenges to obtaining food

- No challenges
 - Some foods unavailable
 - Local production decreased
 - Lack of access to market
 - Some foods expensive
 - Lack of resources to buy food available in markets
 - Lack of access to fuel
 - Cooking fuel not available
 - No information
- Bread (public): 1 pack
 Rice, lentils, sugar: 1 kg
 Cooking oil: 1 litre

Education

Mathluthet Hamzeh
 Services are too far

Mjerinat Mahal
 Most children accessed education

Tal Maaruf
 Most children accessed education

Status of primary schools in village

- Functioning
- Not functioning
- Not available
- No information
- Barriers to accessing education services

Shelter

Most common shelter

- Independent apartment or house
- Shared apartment or house
- Unfinished apartment or house
- Tent
- Private space not for shelter
- Cave/natural shelter
- Collective public space not for shelter

- No IDPs
- No information

Min - Max: rent paid per room (where known)

Alyana

- NDPs
- IDPs
- No info

Khadaan

- NDPs
- IDPs
- No info

Khweitleh Yarubiyeh

- NDPs
- IDPs
- No info

Tameriyeh

- NDPs
- IDPs
- No info

Um Eledam

- NDPs
- IDPs
- No info

• 5/46 communities assessed:

- Alyana
- Khadaan
- Khweitleh Yarubiyeh
- Tameriyeh
- Um Eledam

Displacement

Alyana

- 76-100%
- No
- No info

Khadaan

- 76-100%
- No
- No info

Khweitleh Yarubiyeh

- 51-75%
- No
- No info

Tameriyeh

- 51-75%
- No
- No info

% of pre-conflict population remaining

IDPs already living in village

IDPs arrived in last month

No information

Um Eledam

- 51-75%
- No
- No info

Livelihoods

Most common strategies used to cope with lack of income / resources

Alyana

- Borrowing from family/friends
- Skipping meals
- Reducing meal size

Khadaan

- Skipping meals
- Reducing meal size

Khweitleh Yarubiyeh

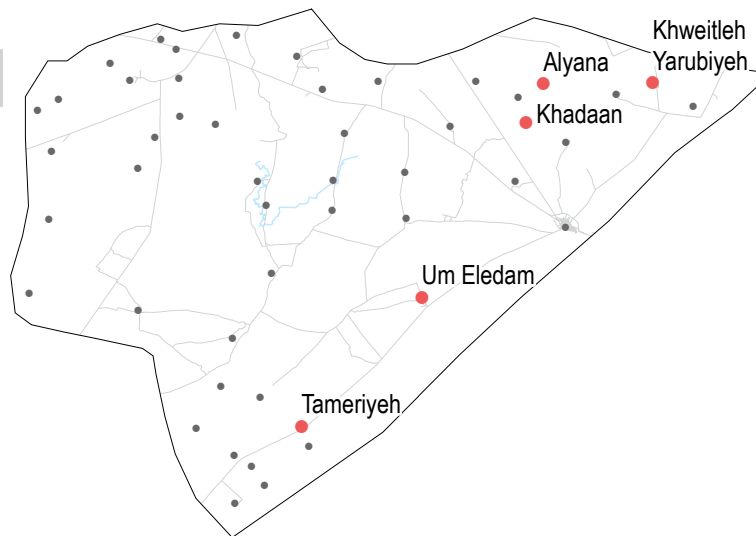
- Skipping meals
- Reducing meal size
- Eating weeds

Tameriyeh

- Borrowing from family/friends
- Skipping meals
- Reducing meal size

Um Eledam

- Skipping meals
- Reducing meal size



NFIs

Alyana

- B** 2500 SYP
- D** NA
- F** NA

Khadaan

- B** 3000 SYP
- D** 35 SYP
- F** NA

Khweitleh Yarubiyeh

- B** 3500 SYP
- D** 100 SYP
- F** NA

Tameriyeh

- B** 2250 SYP
- D** NA
- F** NA

Um Eledam

- B** 2500 SYP
- D** 30 SYP
- F** NA

Most common electricity source

Main network

Generator

No source available

No information

Fuel Prices

B Butane (cannister)

D Diesel (litre)

F Firewood (tonne)

NA: not available for purchase

Health

Most common health problems

Khweitleh Yarubiyeh

Diarrhea
Pregnancy related diseases
Malnutrition

Tameriyeh

Disabilities
Chronic disease with no access to medicine
Severe diseases affecting those aged less than 5

Um Eledam

Chronic disease with no access to medicine
Maternal health issues
Acute respiratory infections

Alyana

Disabilities
Chronic disease with no access to medicine
Pregnancy related diseases

Khadaan

Chronic disease with no access to medicine
Pregnancy related diseases
Acute respiratory infections

• 5/46 communities assessed:

Alyana
Khadaan
Khweitleh Yarubiyeh
Tameriyeh
Um Eledam

Food Security

Um Eledam

Bread: 65 SYP
Rice: 600 SYP
Lentils: 400 SYP
Cooking oil: 500 SYP
Sugar: 600 SYP

Alyana

Bread: 75 SYP
Rice: 500 SYP
Lentils: 350 SYP
Cooking oil: 600 SYP
Sugar: 400 SYP

Khweitleh Yarubiyeh

Bread: no info
Rice: 450 SYP
Lentils: 350 SYP
Cooking oil: 630 SYP
Sugar: 550 SYP

Khadaan

Bread: 75 SYP
Rice: 450 SYP
Lentils: 300 SYP
Cooking oil: 600 SYP
Sugar: 500 SYP

Tameriyeh

Bread: no info
Rice: 450 SYP
Lentils: 400 SYP
Cooking oil: 650 SYP
Sugar: 400 SYP

Main challenges to obtaining food

- No challenges
- Some foods unavailable
- Local production decreased
- Lack of access to market
- Some foods expensive
- Lack of resources to buy food available in markets
- Lack of access to fuel
- Cooking fuel not available
- No information

Bread (public): 1 pack
Rice, lentils, sugar: 1 kg
Cooking oil: 1 litre

WASH

Most common water source

Status of source

- Water is safe to drink
- Water tastes/smells bad
- People sick after drinking
- No information

Change in available water since last month

- More water
- No change
- Less water
- No information

Most common method of garbage disposal

Alyana

Network

Khadaan

Network

Khweitleh Yarubiyeh

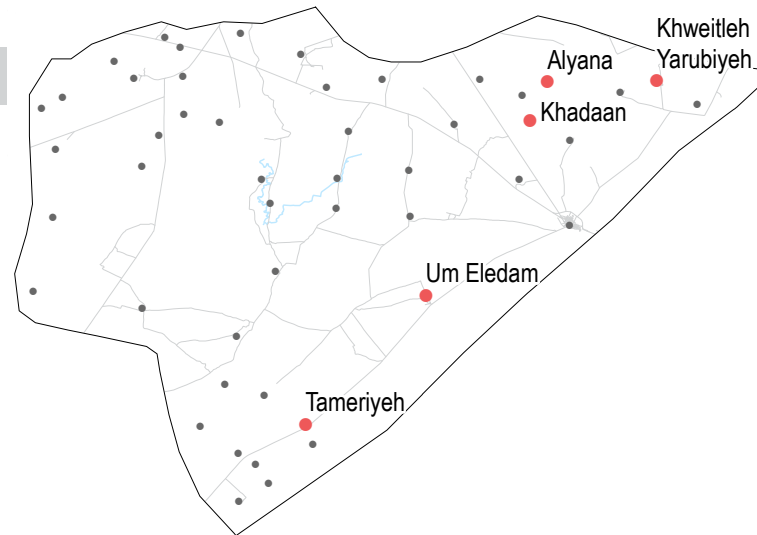
Closed well

Tameriyeh

Closed well

Um Eledam

Network



Education

Alyana

Most children accessed education

Khadaan

Most children accessed education

Khweitleh Yarubiyeh

Most children accessed education

Tameriyeh

Most children accessed education

Status of primary schools in village

- Functioning
- Not functioning
- Not available
- No information
- Barriers to accessing education services

Um Eledam

Most children accessed education