

Introduction

This multi-sector needs assessment is part of a monthly data collection exercise which aims to gather information about needs and the humanitarian situation inside Syria. The factsheets present information collected in July 2017, referring to the situation in June 2017.

These factsheets present information at the community level* for eighteen sub-districts in Rural Damascus governorate. Selected key indicators for the following sectors are included in the factsheets: displacement, shelter, NFIs, health, food security, WASH and education. The factsheets do not cover the entire range of indicators gathered in the questionnaire.

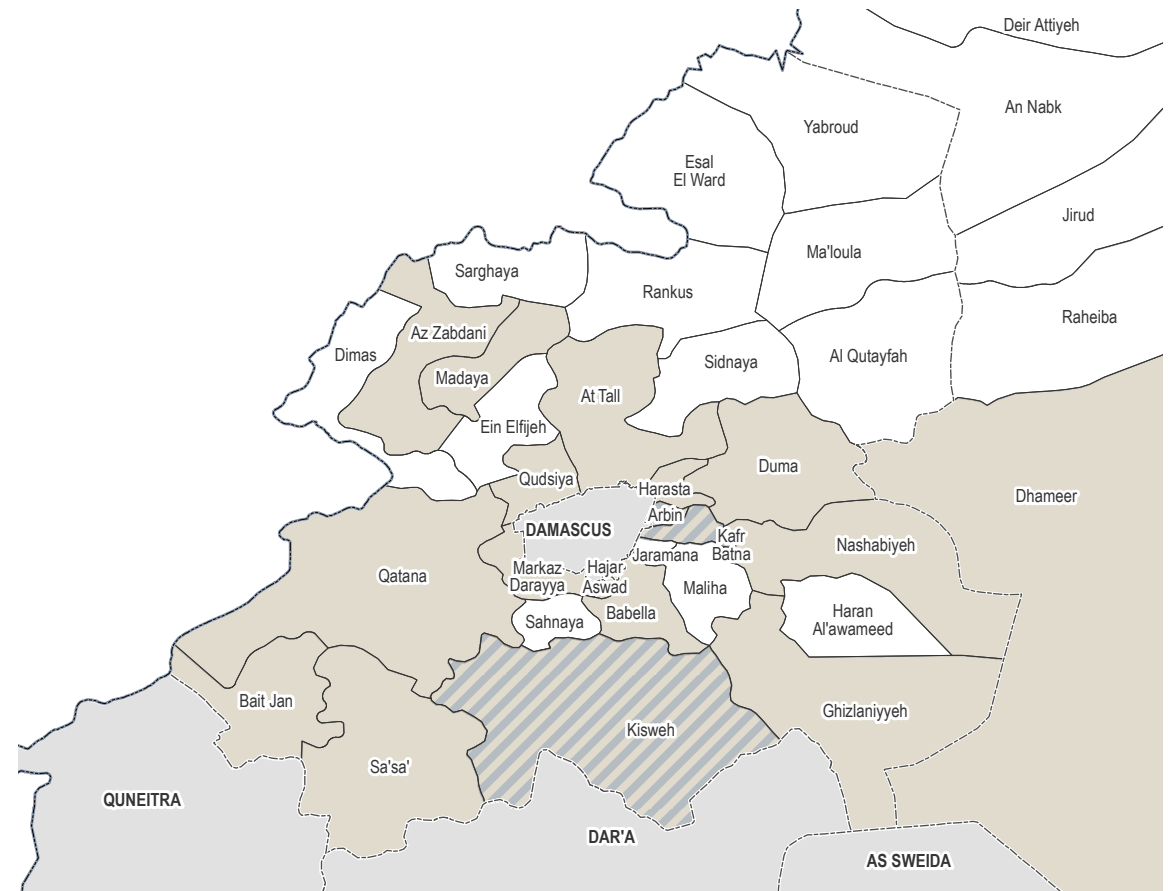
For full visualisation of all indicators collected, please see the SIMAWG Needs Identification Dynamic Reporting Tool, available here: <http://www.reach-info.org/syr/simawg/>.

Methodology and limitations

These findings are based on data collected both directly and remotely (in Jordan and Lebanon) from Key Informants residing in the communities assessed.

Information was collected from Key Informants in 46 communities in 18 sub-districts of Rural Damascus governorate. For each question asked, confidence levels are assigned based on the Key Informant's area of expertise and knowledge of the sector-specific situation.

For a full description of the methodology, please see the Terms of Reference, available on the [REACH Resource Centre](#).



- Remote data collection
- Direct data collection
- Mixed data collection
- Not assessed

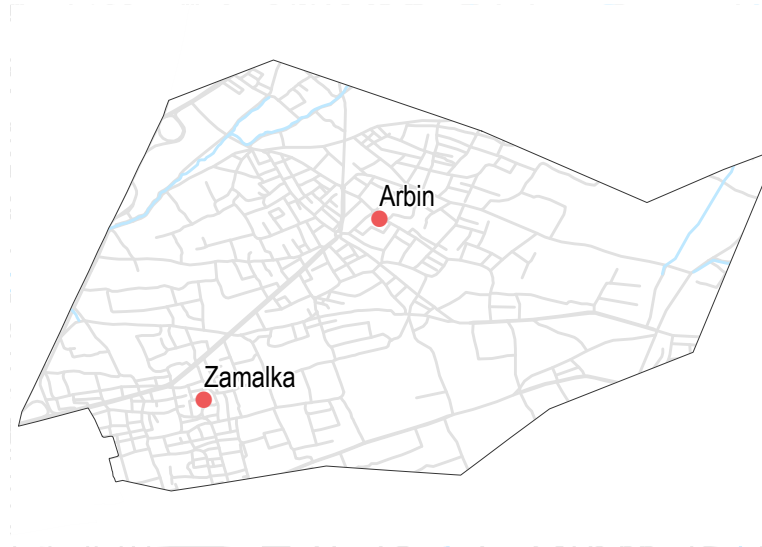
PDF: click on a sub-district name to directly access the relevant factsheet

Displacement

- % of pre-conflict population remaining
- % of population that are female
- % of female-headed households
- IDPs living in village
- New IDP arrivals
- Returnees

Arbin	26-50%	1-25%	1-25%
	Yes	No	No
Zamalka	1-25%	1-25%	1-25%
	Yes	No	No

• 2/2 communities assessed : Arbin, Zamalka



NFIs

Arbin

B NA	NA
C NA	NA
D 2000 SYP	NA
F 225000 SYP	NA

Zamalka

B NA	NA
C NA	NA
D 2000 SYP	NA
F 225000 SYP	NA

Most common electricity source

- Main network
- Generator
- No source
- Solar alternative
- No information

Fuel Prices (SYP)*

- B** Butane (cannister)
- C** Coal (1kg)
- D** Diesel (1 litre)
- F** Firewood (tonne)

NFI Prices (SYP)*

- Cement (50kg)
- Floor mat (3*4m)
- Plastic tarpaulin (1m²)
- Tent (5 persons)

NA: not available for purchase

Shelter

- Independent apartment or house
 - Shared apartment or house
 - Unfinished apartment or house
 - Tent
 - Private space not for shelter
 - Cave/natural shelter
 - Collective public space not for shelter
 - No IDPs
 - No information
- Min - Max: rent paid per room (where known)

Arbin	NDPs	IDPs
	1500 - 1800 SYP	

Zamalka	NDPs	IDPs
	1500 - 1800 SYP	

Livelihoods

Most common source of income

Most common strategies used to cope with lack of income / resources

Arbin

Farm owning
 Business/trade
 Remittances

Borrowing from family/friends
 Reducing meal size

Zamalka

Daily employment
 Farm owning
 Business/trade

Borrowing from family/friends
 Selling household assets
 Reducing meal size

Arbin

Cutting trees
 Burning Furniture not in use
 Burning productive assets

Zamalka

Cutting trees
 Burning Furniture not in use
 Burning productive assets

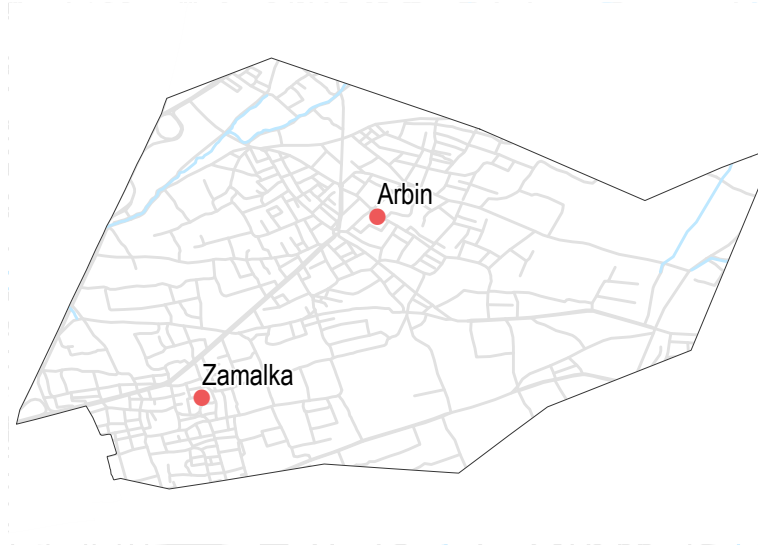
Most common strategies used to cope with a lack of fuel

WASH

- Most common water source**
- Status of water source**
- Water is safe to drink
 - Water tastes/smells bad
 - People sick after drinking
 - No information
- Sufficiency of available water to meet household needs**
- Sufficient
 - Insufficient
 - No information
- Most common method of garbage disposal**

- Arbin**
- Closed well
 - Public free collection
- Zamalka**
- Closed well
 - Public free collection

• 2/2 communities assessed : Arbin, Zamalka



Education

- Status of primary schools in village**
- Functioning
 - Not functioning
 - Not available
 - No information
- Barriers to accessing education services**

Arbin
 Most children accessed education

Zamalka
 Most children accessed education

Health

	Most common health problems	Most common barriers to accessing healthcare
Arbin	Diarrhoea Communicable diseases Injuries	Lack of transportation Disability/Injuries/Illness
Zamalka	Communicable diseases Injuries Acute respiratory infections	Disability/Injuries/Illness

Food Security

Arbin

- Bread: no info
- Rice: 1250 SYP
- Lentils: 850 SYP
- Sugar: 1200 SYP
- Cooking oil: 1350 SYP
- Shops
- No difficulties reported
- Private bakeries unavailable

Zamalka

- Bread: no info
- Rice: 1250 SYP
- Lentils: 850 SYP
- Sugar: 1200 SYP
- Cooking oil: 1350 SYP
- Shops
- No difficulties reported
- Private bakeries unavailable

Main challenges to obtaining food

- No challenges
- Some foods unavailable
- Local production decreased
- Some foods expensive
- Lack of resources to buy food
- Lack of access to fuel
- Cooking fuel unavailable
- No information

Bread (public): 1 pack
 Rice: 1kg
 Lentils: 1kg
 Sugar: 1kg
 Cooking oil: 1 litre

Access to bread

- Most common source of bread
- Most common barriers to accessing bread
- Number of days, per month, where bread from private bakeries was unavailable

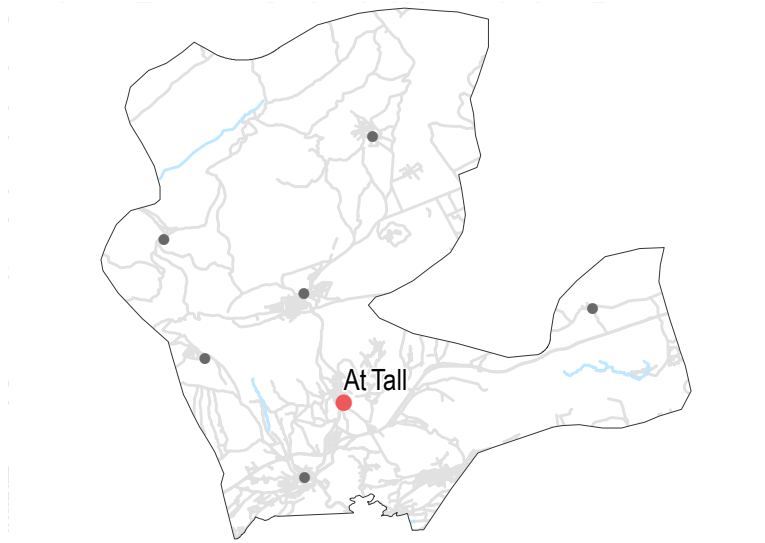
Displacement

- % of pre-conflict population remaining
- % of population that are female
- % of female-headed households
- IDPs living in village
- New IDP arrivals
- Returnees

At Tall

- 1-25%
- 1-25%
- 1-25%
- Yes
- No
- No

• 1/7 community assessed : At Tall



NFIs

At Tall

- B** 3000 SYP 2500 SYP
- C** 400 SYP 1500 SYP
- D** 400 SYP 3000 SYP
- F** NA NA

Most common electricity source

- Main network
- Generator
- No source
- Solar alternative
- No information

Fuel Prices (SYP)*

- B** Butane (cannister)
- C** Coal (1kg)
- D** Diesel (1 litre)
- F** Firewood (tonne)

NFI Prices (SYP)*

- Cement (50kg)
- Floor mat (3*4m)
- Plastic tarpaulin (1m²)
- Tent (5 persons)

NA: not available for purchase

Shelter

- Independent apartment or house
 - Shared apartment or house
 - Unfinished apartment or house
 - Tent
 - Private space not for shelter
 - Cave/natural shelter
 - Collective public space not for shelter
 - No IDPs
 - No information
- Min - Max: rent paid per room (where known)

At Tall

- NDPs
- IDPs
- 2500 - 5000 SYP

Livelihoods

Most common source of income

- Stable employment
- Daily employment
- Business/trade

At Tall

Most common strategies used to cope with lack of income / resources

- Children sent to work/beg
- Borrowing from family/friends

At Tall

No lack of fuel

Most common strategies used to cope with a lack of fuel

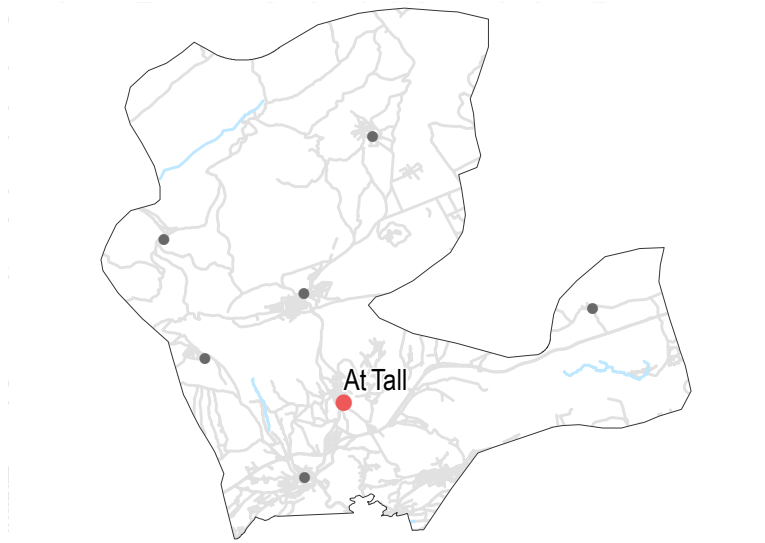
WASH

- Most common water source
- Status of water source
- Water is safe to drink
 - Water tastes/smells bad
 - People sick after drinking
 - No information
- Sufficiency of available water to meet household needs
- Sufficient
 - Insufficient
 - No information
- Most common method of garbage disposal
- Public free collection

At Tall

- Network
- Public free collection

• 1/7 community assessed : At Tall



Food Security

At Tall

- Bread: 100 SYP
- Rice: 500 SYP
- Lentils: 500 SYP
- Sugar: 500 SYP
- Cooking oil: 900 SYP
- Private bakeries
- No difficulties reported
- 0

Main challenges to obtaining food

- No challenges
- Some foods unavailable
- Local production decreased
- Lack of access to markets
- Some foods expensive
- Lack of resources to buy food
- Lack of access to fuel
- Cooking fuel unavailable
- No information

Bread (public): 1 pack
 Rice: 1kg
 Lentils: 1 kg
 Sugar: 1kg
 Cooking oil: 1 litre

Access to bread

- Most common source of bread
- Most common barriers to accessing bread
- Number of days, per month, where bread from private bakeries was unavailable

Education

- Status of primary schools in village
- Functioning
 - Not functioning
 - Not available
 - No information
- Barriers to accessing education services

At Tall

Most children accessed education

Health

- At Tall**
- Most common health problems
 - Chronic diseases
 - Maternal health issues
 - Severe diseases affecting those aged less than 5
 - Most common barriers to accessing healthcare
 - Security concerns around travel
 - Security concerns around entering facilities
 - Services are too expensive

Az Zabdani, Rural Damascus Governorate

July 2017

Displacement

- % of pre-conflict population remaining
- % of population that are female
- % of female-headed households
- IDPs living in village
- New IDP arrivals
- Returnees

Az Zabdani

- None
- No info
- No info
- No info
- No info
- No info

• 1/7 community assessed : Az Zabdani



NFIs

Az Zabdani

- B** No info No info
- C** No info No info
- D** No info No info
- F** No info No info

Most common electricity source

- Main network
- Generator
- No source
- Solar alternative
- No information

Fuel Prices (SYP)*

- B** Butane (cannister)
- C** Coal (1kg)
- D** Diesel (1 litre)
- F** Firewood (tonne)

NFI Prices (SYP)*

- Cement (50kg)
- Floor mat (3*4m)
- Plastic tarpaulin (1m²)
- Tent (5 persons)

NA: not available for purchase

Shelter

- Most common shelter
 - Independent apartment or house
 - Shared apartment or house
 - Unfinished apartment or house
 - Tent
 - Private space not for shelter
 - Cave/natural shelter
 - Collective public space not for shelter
 - No IDPs
 - No information
- Min - Max: rent paid per room (where known)

Az Zabdani

- NDPs
- IDPs
- No info

Livelihoods

Most common source of income

No info

Most common strategies used to cope with lack of income / resources

No info

Az Zabdani

Az Zabdani

No info

Most common strategies used to cope with a lack of fuel

Az Zabdani, Rural Damascus Governorate

July 2017

WASH

- Most common water source
- Status of water source
 - Water is safe to drink
 - Water tastes/smells bad
 - People sick after drinking
- No information
- Sufficiency of available water to meet household needs
 - Sufficient
 - Insufficient
- No information
- Most common method of garbage disposal

Az Zabdani
 XXX No info
 No info

• 1/7 community assessed : Az Zabdani



Food Security

Az Zabdani

- No info
- No info
- No info
- No info
- No info

Main challenges to obtaining food

- No challenges
- Some foods unavailable
- Local production decreased
- Lack of access to markets
- Some foods expensive
- Lack of resources to buy food
- Lack of access to fuel
- Cooking fuel unavailable
- No information

Bread (public): 1 pack
 Rice: 1kg
 Lentils: 1 kg
 Sugar: 1kg
 Cooking oil: 1 litre

Access to bread

- Most common source of bread
- Most common barriers to accessing bread
- Number of days, per month, where bread from private bakeries was unavailable

Education

- Status of primary schools in village
 - Functioning
 - Not functioning
 - Not available
- No information
- Barriers to accessing education services

Az Zabdani
 No info

Health

- Most common health problems
 No info
- Most common barriers to accessing healthcare
 No info

Az Zabdani

Babella, Rural Damascus Governorate

July 2017

Displacement

- % of pre-conflict population remaining
- % of population that are female
- % of female-headed households
- IDPs living in village
- New IDP arrivals
- Returnees

Aqraba

- 26-50%
- 26-50%
- 1-25%
- Yes
- No info
- Yes

• 1/12 community assessed : Aqraba



NFIs

Aqraba

- B** 8500 SYP NA
- C** 550 SYP 3200 SYP
- D** 375 SYP 450 SYP
- F** 45000 SYP NA

Most common electricity source

- Main network
- Generator
- No source
- Solar alternative
- No information

Fuel Prices (SYP)*

- B** Butane (cannister)
- C** Coal (1kg)
- D** Diesel (1 litre)
- F** Firewood (tonne)

NFI Prices (SYP)*

- Cement (50kg)
- Floor mat (3*4m)
- Plastic tarpaulin (1m²)
- Tent (5 persons)

NA: not available for purchase

Shelter

- Most common shelter
 - Independent apartment or house
 - Shared apartment or house
 - Unfinished apartment or house
 - Tent
 - Private space not for shelter
 - Cave/natural shelter
 - Collective public space not for shelter
 - No IDPs
 - No information
- Min - Max: rent paid per room (where known)

Aqraba

- NDPs
- IDPs
- No info

Livelihoods

Most common source of income

Aqraba
Daily employment
Business/trade

Most common strategies used to cope with lack of income / resources

Children sent to work/beg
Borrowing from family/friends

Aqraba

Burning productive assets

Most common strategies used to cope with a lack of fuel

Babella, Rural Damascus Governorate

July 2017

WASH

- Most common water source
- Status of water source
 - Water is safe to drink
 - Water tastes/smells bad
 - People sick after drinking
 - No information
- Sufficiency of available water to meet household needs
 - Sufficient
 - Insufficient
 - No information
- Most common method of garbage disposal

- Aqraba**
- Closed well
 - Public free collection

• 1/12 community assessed : Aqraba



Food Security

Aqraba

- Bread: no info
- Rice: 600 SYP
- Lentils: 450 SYP
- Sugar: 350 SYP
- Cooking oil: 750 SYP
- Private bakeries
- No difficulties reported
- 0

Main challenges to obtaining food

- No challenges
- Some foods unavailable
- Local production decreased
- Lack of access to markets
- Some foods expensive
- Lack of resources to buy food
- Lack of access to fuel
- Cooking fuel unavailable
- No information

Bread (public): 1 pack
 Rice: 1kg
 Lentils: 1 kg
 Sugar: 1kg
 Cooking oil: 1 litre

Access to bread

- Most common source of bread
- Most common barriers to accessing bread
- Number of days, per month, where bread from private bakeries was unavailable

Education

- Status of primary schools in village
 - Functioning
 - Not functioning
 - Not available
 - No information
- Barriers to accessing education services

- Aqraba**
- Services not accessible

Health

- Most common health problems
 - Diarrhoea
 - Chronic diseases
 - Severe diseases affecting those aged less than 5
- Most common barriers to accessing healthcare
 - No facilities in the area

Aqraba

Bait Jan, Rural Damascus Governorate

July 2017

Displacement

- % of pre-conflict population remaining
- % of population that are female
- % of female-headed households
- IDPs living in village
- New IDP arrivals
- Returnees

Bait Jan

- 51-75%
- 51-75%
- 1-25%
- Yes
- No
- No

• 1/9 community assessed : Bait Jan



NFIs

Bait Jan

- B** 4000 SYP NA
- C** NA NA
- D** 250 SYP NA
- F** NA NA

Most common electricity source

- Main network
- Generator
- No source
- Solar alternative
- No information

Fuel Prices (SYP)*

- B** Butane (cannister)
- C** Coal (1kg)
- D** Diesel (1 litre)
- F** Firewood (tonne)

NFI Prices (SYP)*

- Cement (50kg)
- Floor mat (3*4m)
- Plastic tarpaulin (1m²)
- Tent (5 persons)

NA: not available for purchase

Shelter

- Independent apartment or house
 - Shared apartment or house
 - Unfinished apartment or house
 - Tent
 - Private space not for shelter
 - Cave/natural shelter
 - Collective public space not for shelter
 - No IDPs
 - No information
- Min - Max: rent paid per room (where known)

Bait Jan

- NDPs
- IDPs
- No info

Livelihoods

Most common source of income

- Bait Jan**
- High risk/illegal work
 - Sale of household assets
 - Farm owning

Most common strategies used to cope with lack of income / resources

- Borrowing from family/friends
- High risk/illegal work
- Selling household assets

Bait Jan
No lack of fuel

Most common strategies used to cope with a lack of fuel

Bait Jan, Rural Damascus Governorate

July 2017

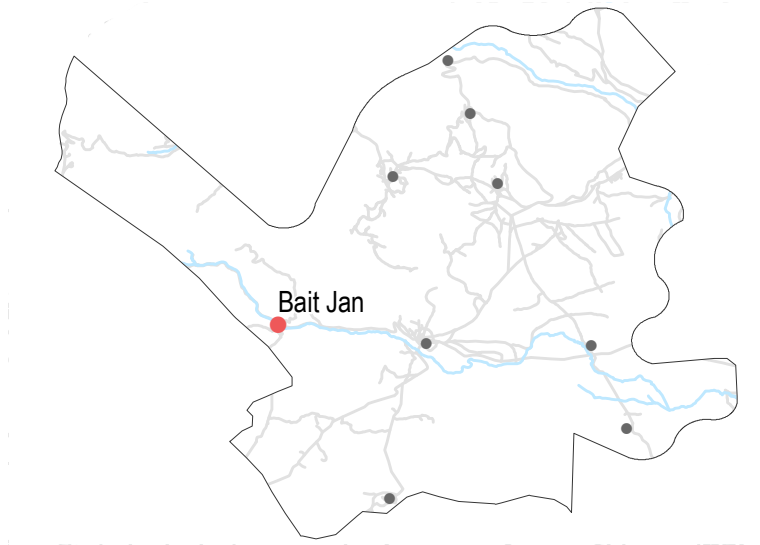
WASH

- Most common water source
- Status of water source
 - Water is safe to drink
 - Water tastes/smells bad
 - People sick after drinking
 - No information
- Sufficiency of available water to meet household needs
 - Sufficient
 - Insufficient
 - No information
- Most common method of garbage disposal

Bait Jan

- Network
- Disposed at designated site

• 1/9 community assessed : Bait Jan



Food Security

Bait Jan

- Bread: no info
- Rice: 550 SYP
- Lentils: 550 SYP
- Sugar: 400 SYP
- Cooking oil: 1700 SYP
- Shops
- No difficulties reported
- Private bakeries unavailable

Main challenges to obtaining food

- No challenges
- Some foods unavailable
- Local production decreased
- Lack of access to markets
- Some foods expensive
- Lack of resources to buy food
- Lack of access to fuel
- Cooking fuel unavailable
- No information

Bread (public): 1 pack
 Rice: 1kg
 Lentils: 1 kg
 Sugar: 1kg
 Cooking oil: 1 litre

Access to bread

- Most common source of bread
- Most common barriers to accessing bread
- Number of days, per month, where bread from private bakeries was unavailable

Education

- Status of primary schools in village
 - Functioning
 - Not functioning
 - Not available
 - No information
- Barriers to accessing education services

Bait Jan

Most children accessed education

Health

- Most common health problems
 - Diarrhoea
 - Communicable diseases
 - Chronic diseases
- Most common barriers to accessing healthcare
 - No difficulties reported

Bait Jan

Dhameer, Rural Damascus Governorate

July 2017

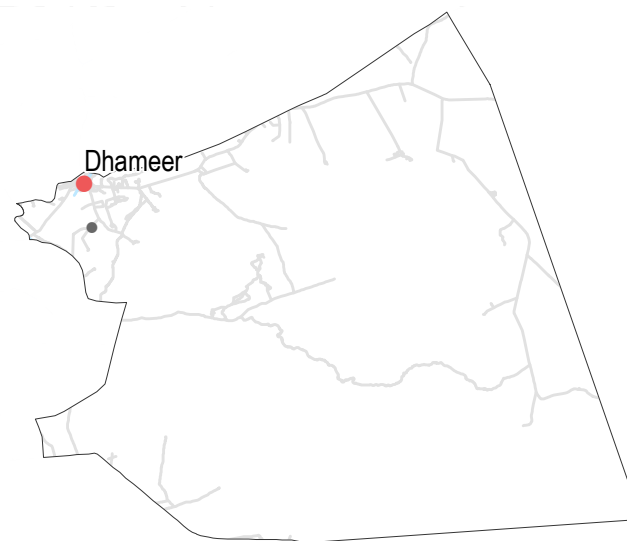
Displacement

- % of pre-conflict population remaining
- % of population that are female
- % of female-headed households
- IDPs living in village
- New IDP arrivals
- Returnees

Dhameer

76-100% 26-50% 1-25%
 Yes No No

• 1/2 community assessed : Dhameer



NFIs

Lightbulb Dhameer

B 2750 SYP NA
C NA NA
D 500 SYP NA
F 55000 SYP NA

Most common electricity source

- Main network
- Generator
- No source
- Solar alternative
- No information

Fuel Prices (SYP)*

- B** Butane (cannister)
- C** Coal (1kg)
- D** Diesel (1 litre)
- F** Firewood (tonne)

NFI Prices (SYP)*

- Cement (50kg)
- Floor mat (3*4m)
- Plastic tarpaulin (1m²)
- Tent (5 persons)

NA: not available for purchase

Shelter

- Independent apartment or house
 - Shared apartment or house
 - Unfinished apartment or house
 - Tent
 - Private space not for shelter
 - Cave/natural shelter
 - Collective public space not for shelter
 - No IDPs
 - No information
- Min - Max: rent paid per room (where known)

Dhameer

NDPs IDPs

 5000 - 7500 SYP

Livelihoods

Most common source of income

Dhameer
 Daily employment
 Business/trade
 Support from family/friends

Most common strategies used to cope with lack of income / resources

Borrowing from family/friends
 Selling household assets

Fire Dhameer

Cutting trees
 Burning Furniture not in use
 Burning productive assets

Most common strategies used to cope with a lack of fuel

Dhameer, Rural Damascus Governorate

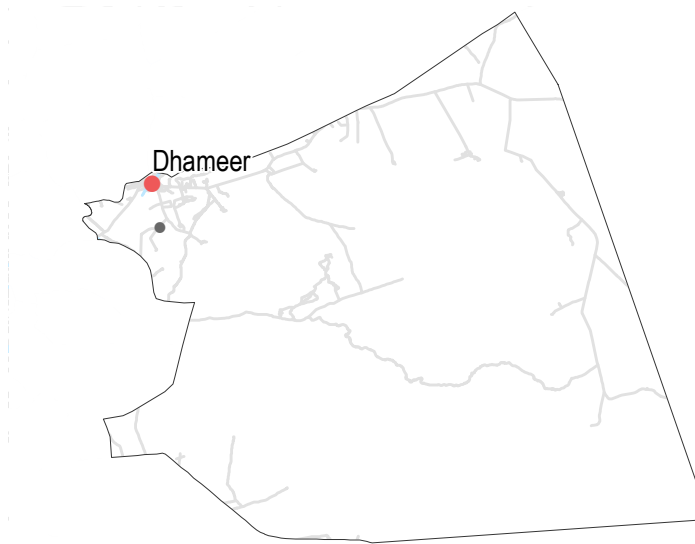
July 2017

WASH

- Most common water source
- Status of water source
 - Water is safe to drink
 - Water tastes/smells bad
 - People sick after drinking
 - No information
- Sufficiency of available water to meet household needs
 - Sufficient
 - Insufficient
 - No information
- Most common method of garbage disposal

- Dhameer**
- Closed well
 - Public free collection

• 1/2 communities assessed : Dhameer



Food Security

Dhameer

- Bread: 130 SYP
- Rice: 250 SYP
- Lentils: 250 SYP
- Sugar: 500 SYP
- Cooking oil: 700 SYP
- Public bakeries
- No difficulties reported
- Private bakeries unavailable

Main challenges to obtaining food

- No challenges
- Some foods unavailable
- Local production decreased
- Lack of access to markets
- Some foods expensive
- Lack of resources to buy food
- Lack of access to fuel
- Cooking fuel unavailable
- No information
- Bread (public): 1 pack
- Rice: 1kg
- Lentils: 1 kg
- Sugar: 1kg
- Cooking oil: 1 litre

Access to bread

- Most common source of bread
- Most common barriers to accessing bread
- Number of days, per month, where bread from private bakeries was unavailable

Education

- Status of primary schools in village
 - Functioning
 - Not functioning
 - Not available
 - No information
- Barriers to accessing education services

Dhameer
Most children accessed education

Health

- Most common health problems
 - Pregnancy related diseases
 - Injuries
 - Acute respiratory infections
- Most common barriers to accessing healthcare
 - Security concerns around travel
 - High cost of transportation
 - Disability/Injuries/Illness

Dhameer

Displacement

- % of pre-conflict population remaining
- % of population that are female
- % of female-headed households
- IDPs living in village
- New IDP arrivals
- Returnees

Btihet Elwafedine					
76-100%	51-75%	1-25%	Yes	No	No
Duma					
76-100%	1-25%	1-25%	Yes	No	No
Shafuniyeh					
76-100%	26-50%	1-25%	Yes	No	No

• 3/12 communities assessed : Btihet Elwafedine, Duma, Shafuniyeh



Shelter

- Independent apartment or house
- Shared apartment or house
- Unfinished apartment or house
- Tent
- Private space not for shelter
- Cave/natural shelter
- Collective public space not for shelter
- No IDPs
- No information
- Min - Max: rent paid per room (where known)

Btihet Elwafedine	
NDPs	IDPs
10000	15000 SYP
Duma	
NDPs	IDPs
1000	2500 SYP
Shafuniyeh	
NDPs	IDPs
No info	

Livelihoods

Most common source of income

Most common strategies used to cope with lack of income / resources

Community	Most common source of income	Most common strategies used to cope with lack of income / resources
Btihet Elwafedine	Stable employment Farm owning	Reducing meal size
Duma	Stable employment Daily employment Business/trade	Borrowing from family/friends Skipping meals Reducing meal size
Shafuniyeh	Daily employment Business/trade	Reducing meal size

NFIs

Btihet Elwafedine

B 2800 SYP	5000 SYP
C 400 SYP	6000 SYP
D 300 SYP	4000 SYP
F NA	NA

Duma

B NA	NA
C NA	NA
D 2000 SYP	1200 SYP
F 200000 SYP	NA

Shafuniyeh

B NA	NA
C NA	NA
D 2350 SYP	4500 SYP
F 125000 SYP	NA

Btihet Elwafedine

No lack of fuel

Duma

Burning productive assets
Burning plastics
Burning waste

Shafuniyeh

Burning productive assets
Burning plastics

Most common electricity source

- Main network
- Generator
- No source
- Solar alternative
- No information

Fuel Prices (SYP)*

- B** Butane (cannister)
- C** Coal (1kg)
- D** Diesel (1 litre)
- F** Firewood (tonne)

NFI Prices (SYP)*

- Cement (50kg)
- Floor mat (3*4m)
- Plastic tarpaulin (1m²)
- Tent (5 persons)

NA: not available for purchase

Most common strategies used to cope with a lack of fuel

WASH

Most common water source

Status of water source

- Water is safe to drink
- Water tastes/smells bad
- People sick after drinking
- No information

Sufficiency of available water to meet household needs

- Sufficient
- Insufficient
- No information

Most common method of garbage disposal

Btihat Elwafedine

- Network
- Disposed at designated site

Duma

- Water trucking
- Public free collection

Shafuniyeh

- Open well
- Disposed at designated site

• 3/12 communities assessed : Btihat Elwafedine, Duma, Shafuniyeh



Education

Status of primary schools in village

- Functioning
- Not functioning
- Not available
- No information

Barriers to accessing education services

Shafuniyeh

- Some facilities destroyed
- Services are too far

Btihat Elwafedine

Most children accessed education

Duma

Unsafe route to services

Health

Most common health problems

Most common barriers to accessing healthcare

Btihat Elwafedine

Pregnancy related diseases
 Severe diseases affecting those aged less than 5

No difficulties reported

Duma

Diarrhoea
 Chronic diseases
 Injuries

Security concerns around travel
 Disability/Injuries/Illness
 Security concerns around entering facilities

Shafuniyeh

Pregnancy related diseases
 Severe diseases affecting those aged less than 5

No difficulties reported

Food Security

Btihat Elwafedine

Bread: 50 SYP
 Rice: 500 SYP
 Lentils: 700 SYP
 Sugar: 350 SYP
 Cooking oil: 900 SYP

- Public bakeries
- No difficulties reported
- Private bakeries unavailable

Duma

Bread: no info
 Rice: 1250 SYP
 Lentils: 850 SYP
 Sugar: 1200 SYP
 Cooking oil: 1350 SYP

- Shops
- No difficulties reported
- 1 to 10

Shafuniyeh

Bread: no info
 Rice: 1200 SYP
 Lentils: 800 SYP
 Sugar: 1200 SYP
 Cooking oil: 1250 SYP

- Shops
- Insufficient electricity/fuel
- Private bakeries unavailable

Main challenges to obtaining food

- No challenges
- Some foods unavailable
- Local production decreased
- Lack of access to markets
- Some foods expensive
- Lack of resources to buy food
- Lack of access to fuel
- Cooking fuel unavailable
- No information

Bread (public): 1 pack
 Rice: 1kg
 Lentils: 1kg
 Sugar: 1kg
 Cooking oil: 1 litre

Access to bread

- Most common source of bread
- Most common barriers to accessing bread
- Number of days, per month, where bread from private bakeries was unavailable

Ghizlaniyyeh, Rural Damascus Governorate

July 2017

Displacement

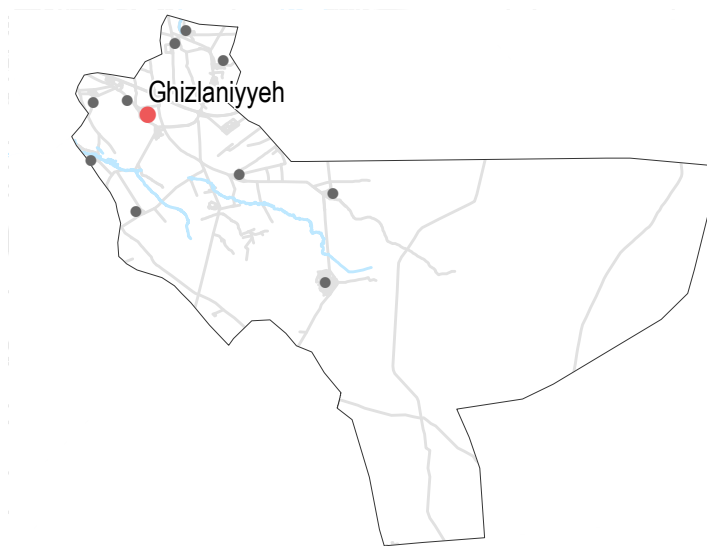
- % of pre-conflict population remaining
- % of population that are female
- % of female-headed households
- IDPs living in village
- New IDP arrivals
- Returnees

Ghizlaniyyeh

76-100% 51-75% 1-25%

Yes No No

• 1/11 community assessed : Ghizlaniyyeh



NFIs

Ghizlaniyyeh

B 3000 SYP 2500 SYP

C NA 10000 SYP

D 225 SYP NA

F NA NA

Most common electricity source

- Main network
- Generator
- No source
- Solar alternative
- No information

Fuel Prices (SYP)*

- B** Butane (cannister)
- C** Coal (1kg)
- D** Diesel (1 litre)
- F** Firewood (tonne)

NFI Prices (SYP)*

- Cement (50kg)
- Floor mat (3*4m)
- Plastic tarpaulin (1m²)
- Tent (5 persons)

NA: not available for purchase

Shelter

- Most common shelter
- Independent apartment or house
 - Shared apartment or house
 - Unfinished apartment or house
 - Tent
 - Private space not for shelter
 - Cave/natural shelter
 - Collective public space not for shelter
 - No IDPs
 - No information
- Min - Max: rent paid per room (where known)

Ghizlaniyyeh

NDPs IDPs

1400 - 1800 SYP

Livelihoods

Most common source of income

Ghizlaniyyeh

Stable employment
Farm owning
Business/trade

Most common strategies used to cope with lack of income / resources

Borrowing from family/friends

Ghizlaniyyeh

No lack of fuel

Most common strategies used to cope with a lack of fuel

Ghizlaniyyeh, Rural Damascus Governorate

July 2017

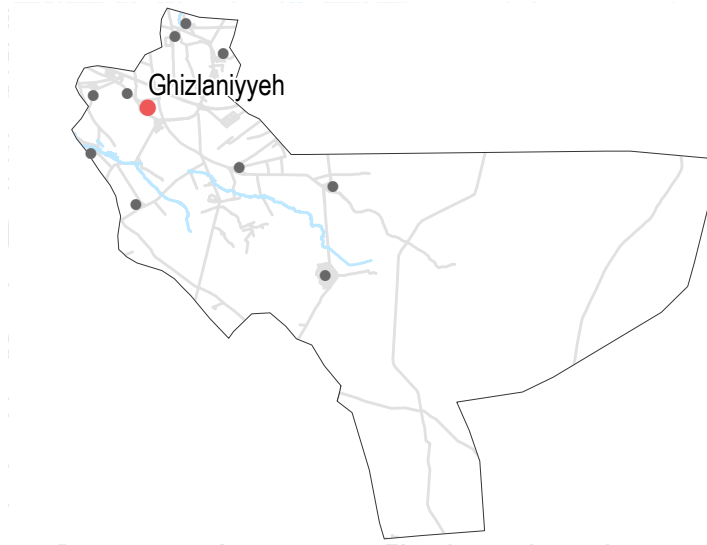
WASH

- Most common water source
- Status of water source
- Water is safe to drink
 - Water tastes/smells bad
 - People sick after drinking
 - No information
- Sufficiency of available water to meet household needs
- Sufficient
 - Insufficient
 - No information
- Most common method of garbage disposal

Ghizlaniyyeh

- Network
- Disposed at designated site

• 1/11 community assessed : Ghizlaniyyeh



Food Security

Ghizlaniyyeh

- Bread: 50 SYP
- Rice: 550 SYP
- Lentils: 500 SYP
- Sugar: 400 SYP
- Cooking oil: 1700 SYP
- Public bakeries
- No difficulties reported
- Private bakeries unavailable

Main challenges to obtaining food

- No challenges
- Some foods unavailable
- Local production decreased
- Lack of access to markets
- Some foods expensive
- Lack of resources to buy food
- Lack of access to fuel
- Cooking fuel unavailable
- No information

Bread (public): 1 pack
 Rice: 1kg
 Lentils: 1kg
 Sugar: 1kg
 Cooking oil: 1 litre

Access to bread

- Most common source of bread
- Most common barriers to accessing bread
- Number of days, per month, where bread from private bakeries was unavailable

Education

- Status of primary schools in village
- Functioning
 - Not functioning
 - Not available
 - No information
- Barriers to accessing education services

Ghizlaniyyeh

Most children accessed education

Health

Most common health problems

Chronic diseases

Most common barriers to accessing healthcare

No difficulties reported

Ghizlaniyyeh

Hajar Aswad, Rural Damascus Governorate

July 2017

Displacement

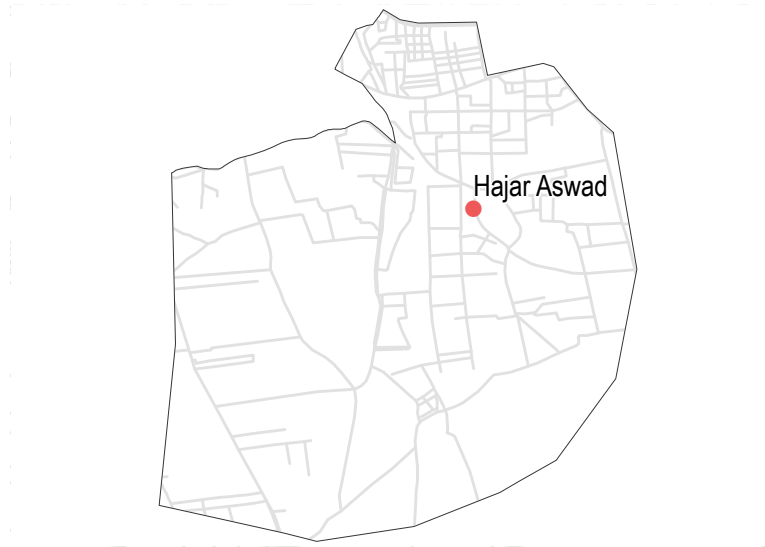
- % of pre-conflict population remaining
- % of population that are female
- % of female-headed households
- IDPs living in village
- New IDP arrivals
- Returnees

Hajar Aswad

1-25% 1-25% 1-25%

Yes No No

• 1/1 community assessed : Hajar Aswad



NFIs

Hajar Aswad

- B** 3200 SYP NA
- C** 450 SYP NA
- D** 400 SYP NA
- F** NA NA

- Most common electricity source
- Main network
 - Generator
 - No source
 - Solar alternative
 - No information

- Fuel Prices (SYP)*
- B** Butane (cannister)
 - C** Coal (1kg)
 - D** Diesel (1 litre)
 - F** Firewood (tonne)

- NFI Prices (SYP)*
- Cement (50kg)
 - Floor mat (3*4m)
 - Plastic tarpaulin (1m²)
 - Tent (5 persons)
- NA: not available for purchase

Shelter

- Most common shelter
- Independent apartment or house
 - Shared apartment or house
 - Unfinished apartment or house
 - Tent
 - Private space not for shelter
 - Cave/natural shelter
 - Collective public space not for shelter
 - No IDPs
 - No information
- Min - Max: rent paid per room (where known)

Hajar Aswad

NDPs IDPs

No info

Livelihoods

Most common source of income

Hajar Aswad

Daily employment
Business/trade
Remittances

Most common strategies used to cope with lack of income / resources

Borrowing from family/friends

Hajar Aswad

No lack of fuel

Most common strategies used to cope with a lack of fuel

Hajar Aswad, Rural Damascus Governorate

July 2017

WASH

Most common water source

Status of water source

Water is safe to drink

Water tastes/smells bad

People sick after drinking

No information

Sufficiency of available water to meet household needs

Sufficient

Insufficient

No information

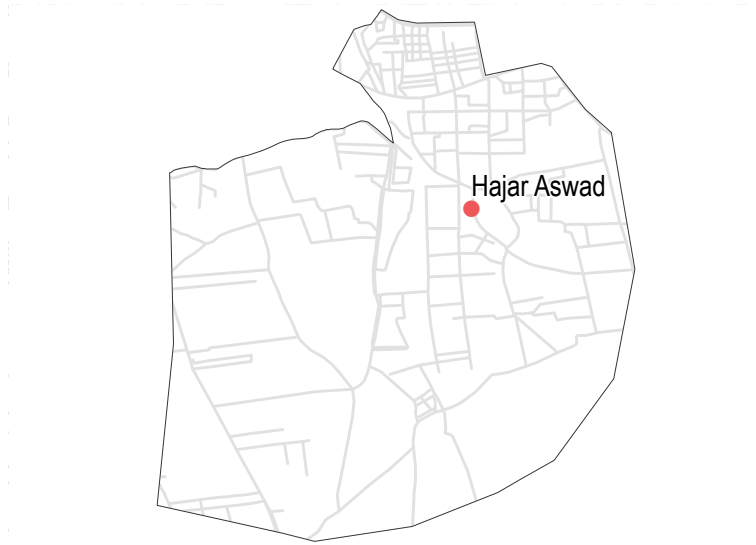
Most common method of garbage disposal

Hajar Aswad

Closed well

Buried / burned

• 1/1 community assessed : Hajar Aswad



Food Security

Hajar Aswad

Bread: no info

Rice: 400 SYP

Lentils: 250 SYP

Sugar: 400 SYP

Cooking oil: 700 SYP

Shops

Flour too expensive

21 or more

Main challenges to obtaining food

No challenges

Some foods unavailable

Local production decreased

Lack of access to markets

Some foods expensive

Lack of resources to buy food

Lack of access to fuel

Cooking fuel unavailable

No information

Bread (public): 1 pack

Rice: 1kg

Lentils: 1kg

Sugar: 1kg

Cooking oil: 1 litre

Access to bread

Most common source of bread

Most common barriers to accessing bread

Number of days, per month, where bread from private bakeries was unavailable

Education

Status of primary schools in village

Functioning

Not functioning

Not available

No information

Barriers to accessing education services

Hajar Aswad

Most children accessed education

Health

Most common health problems

Chronic diseases
Maternal health issues
Severe diseases affecting those aged less than 5

Most common barriers to accessing healthcare

Security concerns around travel
Security concerns around entering facilities
Services are too expensive

Hajar Aswad

Harasta, Rural Damascus Governorate

July 2017

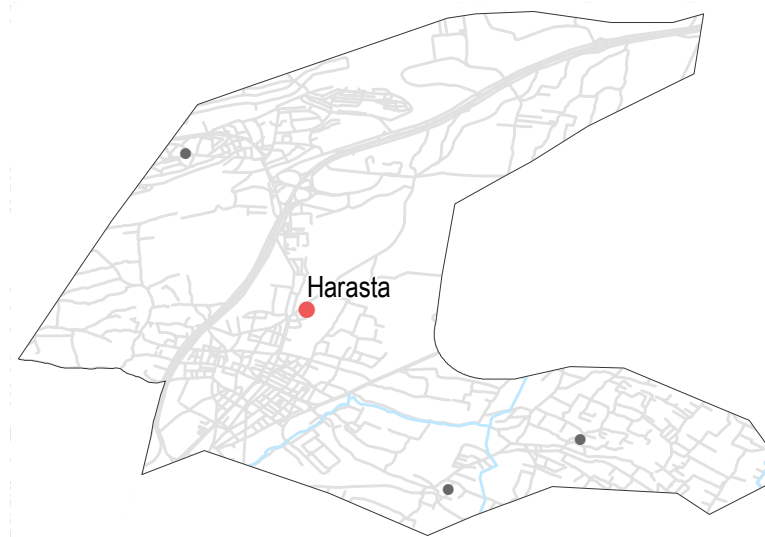
Displacement

- % of pre-conflict population remaining
- % of population that are female
- % of female-headed households
- IDPs living in village
- New IDP arrivals
- Returnees

Harasta

- 1-25%
- 1-25%
- 1-25%
- Yes
- No
- No

• 1/4 community assessed : Harasta



NFIs

Harasta

- B** NA NA
- C** NA NA
- D** 2000 SYP 1200 SYP
- F** 200000 SYP NA

Most common electricity source

- Main network
- Generator
- No source
- Solar alternative
- No information

Fuel Prices (SYP)*

- B** Butane (cannister)
- C** Coal (1kg)
- D** Diesel (1 litre)
- F** Firewood (tonne)

NFI Prices (SYP)*

- Cement (50kg)
- Floor mat (3*4m)
- Plastic tarpaulin (1m²)
- Tent (5 persons)

NA: not available for purchase

Shelter

- Independent apartment or house
 - Shared apartment or house
 - Unfinished apartment or house
 - Tent
 - Private space not for shelter
 - Cave/natural shelter
 - Collective public space not for shelter
 - No IDPs
 - No information
- Min - Max: rent paid per room (where known)

Harasta

- NDPs
 - IDPs
- 500 - 2000 SYP

Livelihoods

Most common source of income

- Stable employment
- Daily employment
- Business/trade

Most common strategies used to cope with lack of income / resources

- Borrowing from family/friends
- Skipping meals
- Reducing meal size

Harasta

Harasta

- Burning productive assets
- Burning plastics
- Burning waste

Most common strategies used to cope with a lack of fuel

Harasta, Rural Damascus Governorate

July 2017

WASH

- Most common water source
- Status of water source
 - Water is safe to drink
 - Water tastes/smells bad
 - People sick after drinking
 - No information
- Sufficiency of available water to meet household needs
 - Sufficient
 - Insufficient
 - No information
- Most common method of garbage disposal

- Harasta**
- Water trucking
 - Public free collection

• 1/4 community assessed : Harasta



Food Security

Harasta

- Bread: no info
- Rice: 1250 SYP
- Lentils: 850 SYP
- Sugar: 1200 SYP
- Cooking oil: 1350 SYP
- Shops
- No difficulties reported
- 1 to 10

Main challenges to obtaining food

- No challenges
- Some foods unavailable
- Local production decreased
- Lack of access to markets
- Some foods expensive
- Lack of resources to buy food
- Lack of access to fuel
- Cooking fuel unavailable
- No information

Bread (public): 1 pack
 Rice: 1kg
 Lentils: 1 kg
 Sugar: 1kg
 Cooking oil: 1 litre

Access to bread

- Most common source of bread
- Most common barriers to accessing bread
- Number of days, per month, where bread from private bakeries was unavailable

Education

- Status of primary schools in village
 - Functioning
 - Not functioning
 - Not available
 - No information
- Barriers to accessing education services

Harasta
 Unsafe route to services

Health

- Most common health problems
 - Diarrhoea
 - Chronic diseases
 - Injuries
- Most common barriers to accessing healthcare
 - Security concerns around travel
 - Disability/Injuries/Illness
 - Security concerns around entering facilities

Harasta

Kafr Batna 1/2, Rural Damascus Governorate

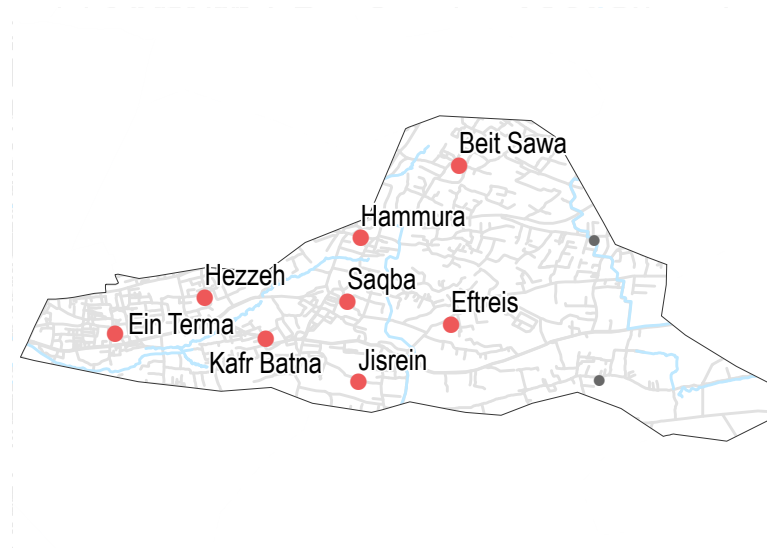
July 2017

Displacement

- % of pre-conflict population remaining
- % of population that are female
- % of female-headed households
- IDPs living in village
- New IDP arrivals
- Returnees

Community	% of pre-conflict population remaining	% of population that are female	% of female-headed households	IDPs living in village	New IDP arrivals	Returnees
Beit Sawa	1-25%	1-25%	1-25%	Yes	No	No
Eftreis	1-25%	1-25%	1-25%	Yes	No	No
Ein Terma	1-25%	1-25%	1-25%	Yes	No	No
Hammura	26-50%	26-50%	1-25%	Yes	No	No
Hezzeh	26-50%	1-25%	1-25%	Yes	No	No

8/8 communities assessed (3 communities are shown on the next factsheet): Beit Sawa, Eftreis, Ein Terma, Hammura, Hezzeh



Shelter

- Independent apartment or house
 - Shared apartment or house
 - Unfinished apartment or house
 - Tent
 - Private space not for shelter
 - Cave/natural shelter
 - Collective public space not for shelter
 - No IDPs
 - No information
- Min - Max: rent paid per room (where known)

Community	Most common shelter	NDPs	IDPs
Beit Sawa	Independent apartment or house	1500 - 1800 SYP	1500 - 1800 SYP
Hammura	Independent apartment or house	2000 - 3000 SYP	2000 - 3000 SYP
Eftreis	Independent apartment or house	1500 - 1800 SYP	1500 - 1800 SYP
Hezzeh	Independent apartment or house	1500 - 1800 SYP	1500 - 1800 SYP
Ein Terma	No IDPs	750 - 2500 SYP	750 - 2500 SYP

Livelihoods

Community	Most common source of income	Most common strategies used to cope with lack of income / resources
Beit Sawa	Daily employment Farm owning Business/trade	Borrowing from family/friends Reducing meal size
Eftreis	Daily employment Farm owning Business/trade	Borrowing from family/friends Reducing meal size
Ein Terma	Stable employment Farm owning Business/trade	Borrowing from family/friends High risk/illegal work Selling household assets
Hammura	Stable employment Farm owning Business/trade	Borrowing from family/friends High risk/illegal work Selling household assets
Hezzeh	Daily employment Farm owning Business/trade	Borrowing from family/friends Reducing meal size

NFIs

Community	Electricity source	Fuel Prices (SYP)*	NFI Prices (SYP)*
Beit Sawa	B NA C NA D 2000 SYP F 225000 SYP	B NA C NA D 2000 SYP F 225000 SYP	B NA C NA D 2000 SYP F 200000 SYP
Hammura	B NA C NA D 2000 SYP F 200000 SYP	B NA C NA D 2000 SYP F 225000 SYP	B NA C NA D 2000 SYP F 225000 SYP
Eftreis	B NA C NA D 2000 SYP F 225000 SYP	B NA C NA D 2000 SYP F 225000 SYP	B NA C NA D 2000 SYP F 200000 SYP
Hezzeh	B NA C NA D 2000 SYP F 225000 SYP	B NA C NA D 2000 SYP F 225000 SYP	B NA C NA D 2000 SYP F 225000 SYP
Ein Terma	B NA C NA D 2000 SYP F 200000 SYP	B NA C NA D 2000 SYP F 200000 SYP	B NA C NA D 2000 SYP F 200000 SYP

- Most common electricity source
- Main network
- Generator
- No source
- Solar alternative
- No information
- Fuel Prices (SYP)*
- B** Butane (cannister)
- C** Coal (1kg)
- D** Diesel (1 litre)
- F** Firewood (tonne)
- NFI Prices (SYP)*
- Cement (50kg)
- Floor mat (3*4m)
- Plastic tarpaulin (1m²)
- Tent (5 persons)
- NA: not available for purchase

- Most common strategies used to cope with a lack of fuel
-

Kafr Batna 1/2, Rural Damascus Governorate

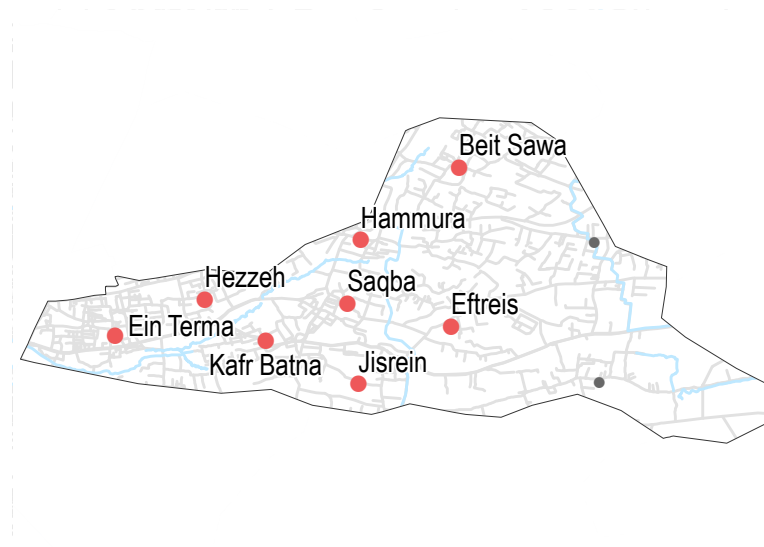
July 2017

WASH

- Most common water source**
- Status of water source**
- Water is safe to drink
 - Water tastes/smells bad
 - People sick after drinking
 - No information
- Sufficiency of available water to meet household needs**
- Sufficient
 - Insufficient
 - No information
- Most common method of garbage disposal**

- Beit Sawa**
- Closed well
 - Public free collection
- Eftreis**
- Closed well
 - Public free collection
- Ein Terma**
- Water trucking
 - Public free collection
- Hammura**
- Water trucking
 - Public free collection
- Hezzeh**
- Closed well
 - Public free collection

8/8 communities assessed (3 communities are shown on the next factsheet): Beit Sawa, Eftreis, Ein Terma, Hammura, Hezzeh



Education

- Status of primary schools in village**
- Functioning
 - Not functioning
 - Not available
 - No information
- Barriers to accessing education services**
- Beit Sawa**
- Most children accessed education

- Ein Terma**
- Unsafe route to services
- Hammura**
- Unsafe route to services
- Hezzeh**
- Most children accessed education

- Eftreis**
- Most children accessed education

Health

- Most common health problems
- Most common barriers to accessing healthcare

Community	Most common health problems	Most common barriers to accessing healthcare
Beit Sawa	Communicable diseases Injuries Acute respiratory infections	Disability/Injuries/Illness
Eftreis	Communicable diseases Injuries Acute respiratory infections	No facilities in the area Old age Disability/Injuries/Illness
Ein Terma	Diarrhoea Chronic diseases Injuries	Security concerns around travel Old age Disability/Injuries/Illness
Hammura	Diarrhoea Chronic diseases Injuries	Security concerns around travel Old age Disability/Injuries/Illness
Hezzeh	Communicable diseases Injuries Acute respiratory infections	Old age Disability/Injuries/Illness

Food Security

Beit Sawa

- Bread: no info
- Rice: 1250 SYP
- Lentils: 850 SYP
- Sugar: 1200 SYP
- Cooking oil: 1350 SYP
- Shops
- No difficulties reported
- Private bakeries unavailable

Eftreis

- Bread: no info
- Rice: 1250 SYP
- Lentils: 850 SYP
- Sugar: 1200 SYP
- Cooking oil: 1350 SYP
- Shops
- Insufficient electricity/fuel
- Private bakeries unavailable

Ein Terma

- Bread: no info
- Rice: 1250 SYP
- Lentils: 850 SYP
- Sugar: 1200 SYP
- Cooking oil: 1350 SYP
- Shops
- No difficulties reported
- Private bakeries unavailable

Hammura

- Bread: no info
- Rice: 1250 SYP
- Lentils: 850 SYP
- Sugar: 1200 SYP
- Cooking oil: 1350 SYP
- Shops
- No difficulties reported
- 1 to 10

Hezzeh

- Bread: no info
- Rice: 1250 SYP
- Lentils: 850 SYP
- Sugar: 1200 SYP
- Cooking oil: 1350 SYP
- Shops
- No difficulties reported
- 11 to 20

Main challenges to obtaining food

- No challenges
- Some foods unavailable
- Local production decreased
- Lack of access to markets
- Some foods expensive
- Lack of resources to buy food
- Lack of access to fuel
- Cooking fuel unavailable
- No information

Bread (public): 1 pack
Rice: 1kg
Lentils: 1kg
Sugar: 1kg
Cooking oil: 1 litre

Access to bread

Most common source of bread

Most common barriers to accessing bread

Number of days, per month, where bread from private bakeries was unavailable

Kafr Batna 2/2, Rural Damascus Governorate

July 2017

Displacement

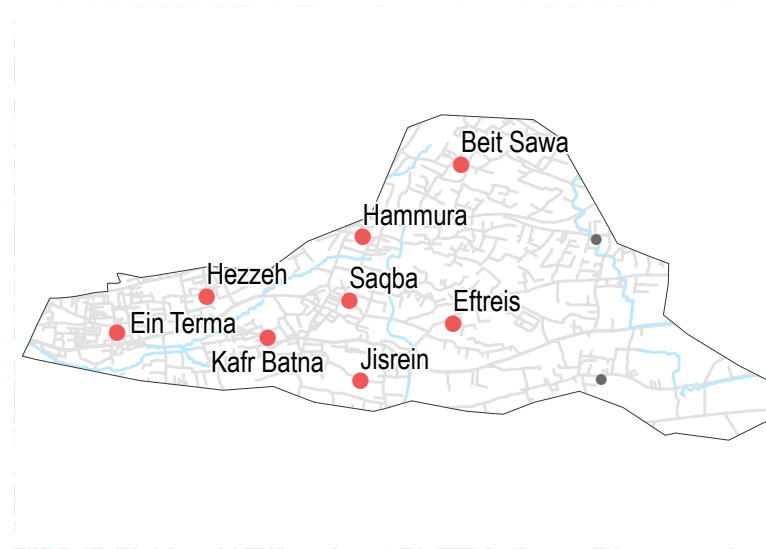
- % of pre-conflict population remaining
- % of population that are female
- % of female-headed households
- IDPs living in village
- New IDP arrivals
- Returnees

Jisrein		
51-75%	51-75%	1-25%
Yes	No	No

Kafr Batna		
26-50%	26-50%	1-25%
Yes	No	No

Saqba		
26-50%	26-50%	1-25%
Yes	No	No

• 8/8 communities assessed (5 communities are shown on the previous factsheet): Jisrein, Kafr Batna, Saqba



Shelter

- Independent apartment or house
- Shared apartment or house
- Unfinished apartment or house
- Tent
- Private space not for shelter
- Cave/natural shelter
- Collective public space not for shelter
- No IDPs
- No information
- Min - Max: rent paid per room (where known)

Jisrein	
NDPs	IDPs
750 - 1500 SYP	

Kafr Batna	
NDPs	IDPs
1300 - 1500 SYP	

Saqba	
NDPs	IDPs
1500 - 3500 SYP	

Livelihoods

	Most common source of income	Most common strategies used to cope with lack of income / resources
Jisrein	Stable employment Daily employment Farm owning	Borrowing from family/friends Skipping meals Reducing meal size
Kafr Batna	Farm owning Business/trade Remittances	Borrowing from family/friends Reducing meal size
Saqba	Stable employment Farm owning Business/trade	Borrowing from family/friends High risk/illegal work Selling household assets

NFIs

Jisrein	
B NA	NA
C NA	NA
D 2000 SYP	1200 SYP
F 200000 SYP	NA

Kafr Batna	
B NA	NA
C NA	NA
D 2000 SYP	NA
F 225000 SYP	NA

Saqba	
B NA	NA
C NA	NA
D 2000 SYP	1200 SYP
F 200000 SYP	NA

- Most common electricity source
- Main network
 - Generator
 - No source
 - Solar alternative
 - No information
- Fuel Prices (SYP)*
- B** Butane (cannister)
 - C** Coal (1kg)
 - D** Diesel (1 litre)
 - F** Firewood (tonne)
- NFI Prices (SYP)*
- Cement (50kg)
 - Floor mat (3*4m)
 - Plastic tarpaulin (1m²)
 - Tent (5 persons)
- NA: not available for purchase

- Most common strategies used to cope with a lack of fuel

Kafr Batna 2/2, Rural Damascus Governorate

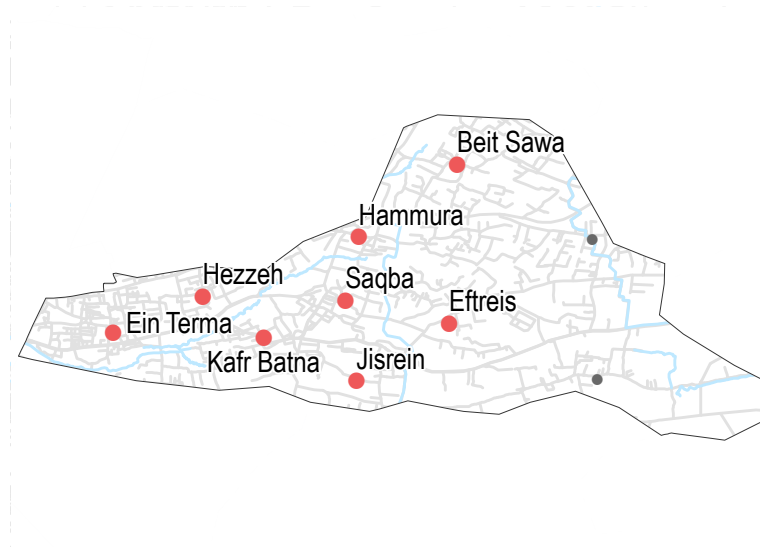
July 2017

WASH

- Most common water source**
- Water is safe to drink
 - Water tastes/smells bad
 - People sick after drinking
 - No information
- Sufficiency of available water to meet household needs**
- Sufficient
 - Insufficient
 - No information
- Most common method of garbage disposal**
- Public free collection

- Jisrein**
- Water trucking
 - Public free collection
- Kafr Batna**
- Closed well
 - Public free collection
- Saqba**
- Water trucking
 - Public free collection

8/8 communities assessed (5 communities are shown on the previous factsheet): Jisrein, Kafr Batna, Saqba



Education

- Status of primary schools in village**
- Functioning
 - Not functioning
 - Not available
 - No information
- Barriers to accessing education services**
- Unsafe route to services

Saqba
Unsafe route to services

Jisrein
Unsafe route to services

Kafr Batna
Most children accessed education

Health

	Most common health problems	Most common barriers to accessing healthcare
Jisrein	Diarrhoea Chronic diseases Injuries	Security concerns around travel Disability/Injuries/Illness Security concerns around entering facilities
Kafr Batna	Communicable diseases Injuries	High cost of transportation Disability/Injuries/Illness
Saqba	Diarrhoea Chronic diseases Injuries	Security concerns around travel Old age Disability/Injuries/Illness

Food Security

Jisrein

- Bread: no info
- Rice: 1250 SYP
- Lentils: 850 SYP
- Sugar: 1200 SYP
- Cooking oil: 1350 SYP
- Shops
- No difficulties reported

Kafr Batna

- Bread: no info
- Rice: 1250 SYP
- Lentils: 850 SYP
- Sugar: 1200 SYP
- Cooking oil: 1350 SYP
- Shops
- No difficulties reported

Saqba

- Bread: no info
- Rice: 1250 SYP
- Lentils: 850 SYP
- Sugar: 1200 SYP
- Cooking oil: 1350 SYP
- Shops
- No difficulties reported

Main challenges to obtaining food

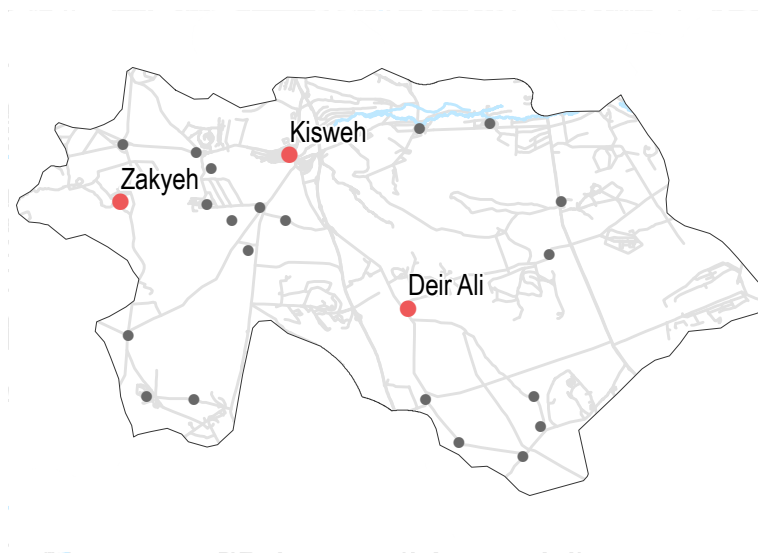
- No challenges
- Some foods unavailable
- Local production decreased
- Lack of access to markets
- Some foods expensive
- Lack of resources to buy food
- Lack of access to fuel
- Cooking fuel unavailable
- No information
- Bread (public): 1 pack
- Rice: 1kg
- Lentils: 1kg
- Sugar: 1kg
- Cooking oil: 1 litre
- Access to bread
- Most common source of bread
- Most common barriers to accessing bread
- Number of days, per month, where bread from private bakeries was unavailable

Displacement

- % of pre-conflict population remaining
- % of population that are female
- % of female-headed households
- IDPs living in village
- New IDP arrivals
- Returnees

Deir Ali		Kisweh		Zakyeh	
76-100%	51-75%	76-100%	26-50%	76-100%	51-75%
Yes	No	Yes	No	Yes	No
No	No	No	No	No	No

• 3/23 communities assessed : Deir Ali, Kisweh, Zakyeh



Shelter

- Independent apartment or house
- Shared apartment or house
- Unfinished apartment or house
- Tent
- Private space not for shelter
- Cave/natural shelter
- Collective public space not for shelter
- No IDPs
- No information
- Min - Max: rent paid per room (where known)

Deir Ali		Kisweh		Zakyeh	
NDPs	IDPs	NDPs	IDPs	NDPs	IDPs
1250 - 1600 SYP		5750 - 7250 SYP		2500 - 5000 SYP	

Livelihoods

Most common source of income

Most common strategies used to cope with lack of income / resources

Community	Most common source of income	Most common strategies used to cope with lack of income / resources
Deir Ali	Farm owning Business/trade	Borrowing from family/friends Selling household assets
Kisweh	Stable employment Daily employment Farm owning	Children sent to work/beg Borrowing from family/friends Skipping meals
Zakyeh	Stable employment Daily employment Business/trade	Children sent to work/beg Borrowing from family/friends High risk/illegal work

NFIs

Deir Ali

B 3000 SYP	2500 SYP
C NA	9850 SYP
D 225 SYP	NA
F NA	NA

Kisweh

B 2850 SYP	2300 SYP
C 450 SYP	5500 SYP
D 350 SYP	1750 SYP
F NA	NA

Zakyeh

B 3000 SYP	2800 SYP
C 450 SYP	2000 SYP
D 350 SYP	4000 SYP
F 45000 SYP	NA

Deir Ali
No lack of fuel

Kisweh
No lack of fuel

Zakyeh
No lack of fuel

Most common electricity source

- Main network
- Generator
- No source
- Solar alternative
- No information

Fuel Prices (SYP)*

- B** Butane (cannister)
- C** Coal (1kg)
- D** Diesel (1 litre)
- F** Firewood (tonne)

NFI Prices (SYP)*

- Cement (50kg)
- Floor mat (3*4m)
- Plastic tarpaulin (1m²)
- Tent (5 persons)

NA: not available for purchase

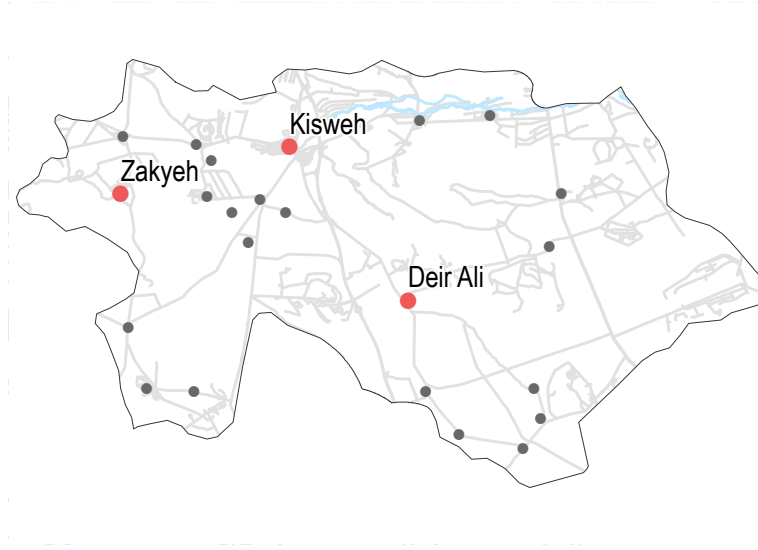
Most common strategies used to cope with a lack of fuel

WASH

- Most common water source**
- Status of water source**
- Water is safe to drink
 - Water tastes/smells bad
 - People sick after drinking
 - No information
- Sufficiency of available water to meet household needs**
- Sufficient
 - Insufficient
 - No information
- Most common method of garbage disposal**

- Deir Ali**
- Network
 - Disposed at designated site
- Kisweh**
- No consensus
 - Public free collection
- Zakyeh**
- Closed well
 - Public free collection

• 3/23 communities assessed : Deir Ali, Kisweh, Zakyeh



Education

- Status of primary schools in village**
- Functioning
 - Not functioning
 - Not available
 - No information
- Barriers to accessing education services**
- Deir Ali**
- Most children accessed education

Zakyeh

Most children accessed education

Kisweh

No info

Health

- Most common health problems**
- Most common barriers to accessing healthcare**

Community	Most common health problems	Most common barriers to accessing healthcare
Deir Ali	Diarrhoea Communicable diseases	No difficulties reported
Kisweh	Diarrhoea Chronic diseases Pregnancy related diseases	Security concerns around travel Security concerns around entering facilities Services are too expensive
Zakyeh	Chronic diseases Injuries Severe diseases affecting those aged less than 5	Security concerns around travel Security concerns around entering facilities Services are too expensive

Food Security

- Deir Ali**
- Bread: 50 SYP
 - Rice: 550 SYP
 - Lentils: 500 SYP
 - Sugar: 425 SYP
 - Cooking oil: 1750 SYP
- Public bakeries
 - No difficulties reported
 - Private bakeries unavailable
- Kisweh**
- Bread: 65 SYP
 - Rice: 520 SYP
 - Lentils: 400 SYP
 - Sugar: 450 SYP
 - Cooking oil: 700 SYP
- Public bakeries
 - No difficulties reported
 - 0
- Zakyeh**
- Bread: no info
 - Rice: 550 SYP
 - Lentils: 450 SYP
 - Sugar: 500 SYP
 - Cooking oil: 700 SYP
- Private bakeries
 - No difficulties reported
 - 0
- Main challenges to obtaining food**
- No challenges
 - Some foods unavailable
 - Local production decreased
 - Lack of access to markets
 - Some foods expensive
 - Lack of resources to buy food
 - Lack of access to fuel
 - Cooking fuel unavailable
 - No information
- Bread (public): 1 pack
 Rice: 1kg
 Lentils: 1kg
 Sugar: 1kg
 Cooking oil: 1 litre
- Access to bread**
- Most common source of bread
 - Most common barriers to accessing bread
 - Number of days, per month, where bread from private bakeries was unavailable

Madaya, Rural Damascus Governorate

July 2017

Displacement

- % of pre-conflict population remaining
- % of population that are female
- % of female-headed households
- IDPs living in village
- New IDP arrivals
- Returnees

Bqine		
26-50%	26-50%	1-25%
Yes	No	No
Madaya		
51-75%	26-50%	1-25%
Yes	No	No

• 2/3 communities assessed : Bqine, Madaya



Shelter

- Independent apartment or house
 - Shared apartment or house
 - Unfinished apartment or house
 - Tent
 - Private space not for shelter
 - Cave/natural shelter
 - Collective public space not for shelter
 - No IDPs
 - No information
- Min - Max: rent paid per room (where known)

Bqine	
NDPs	IDPs
2500 - 5000 SYP	
Madaya	
NDPs	IDPs
2500 - 5000 SYP	

Livelihoods

	Most common source of income	Most common strategies used to cope with lack of income / resources
Bqine	Stable employment Daily employment Business/trade	Children sent to work/beg Borrowing from family/friends
Madaya	Stable employment Daily employment Business/trade	Children sent to work/beg

NFIs

Bqine
B 3000 SYP NA
C 500 SYP NA
D 400 SYP NA
F NA NA
Madaya
B 3000 SYP NA
C 500 SYP NA
D 400 SYP NA
F NA NA

- Most common electricity source
- Main network
 - Generator
 - No source
 - Solar alternative
 - No information
- Fuel Prices (SYP)*
- B** Butane (cannister)
 - C** Coal (1kg)
 - D** Diesel (1 litre)
 - F** Firewood (tonne)
- NFI Prices (SYP)*
- Cement (50kg)
 - Floor mat (3*4m)
 - Plastic tarpaulin (1m²)
 - Tent (5 persons)
- NA: not available for purchase

- Bqine**
Burning plastics
- Madaya**
No info

- Most common strategies used to cope with a lack of fuel

Madaya, Rural Damascus Governorate

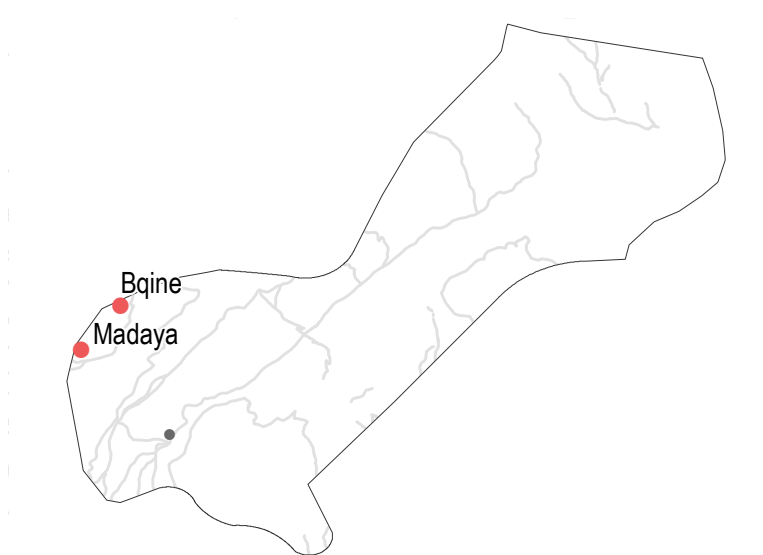
July 2017

WASH

- Most common water source**
- Water is safe to drink
 - Water tastes/smells bad
 - People sick after drinking
 - No information
- Sufficiency of available water to meet household needs**
- Sufficient
 - Insufficient
 - No information
- Most common method of garbage disposal**
- Public free collection

- Bqine**
- Water trucking
 - Public free collection
- Madaya**
- Network
 - Public free collection

• 2/3 communities assessed : Bqine, Madaya



Food Security

Bqine

- Bread: no info
- Rice: 550 SYP
- Lentils: 400 SYP
- Sugar: 450 SYP
- Cooking oil: 800 SYP
- Shops
- No difficulties reported
- 21 or more

Madaya

- Bread: no info
- Rice: 550 SYP
- Lentils: 450 SYP
- Sugar: 450 SYP
- Cooking oil: 800 SYP
- Shops
- No difficulties reported
- 21 or more

Main challenges to obtaining food

- No challenges
- Some foods unavailable
- Local production decreased
- Lack of access to markets
- Some foods expensive
- Lack of resources to buy food
- Lack of access to fuel
- Cooking fuel unavailable
- No information
- Bread (public): 1 pack
- Rice: 1kg
- Lentils: 1kg
- Sugar: 1kg
- Cooking oil: 1 litre

Access to bread

- Most common source of bread
- Most common barriers to accessing bread
- Number of days, per month, where bread from private bakeries was unavailable

Education

- Status of primary schools in village**
- Functioning
 - Not functioning
 - Not available
 - No information
- Barriers to accessing education services**

Bqine
Most children accessed education

Madaya
Most children accessed education

Health

- Most common health problems
- Most common barriers to accessing healthcare

Bqine

- Chronic diseases
- Severe diseases affecting those aged less than 5

- Security concerns around travel
- Security concerns around entering facilities
- Services are too expensive

Madaya

- Chronic diseases
- Acute respiratory infections
- Severe diseases affecting those aged less than 5

- Security concerns around entering facilities
- Services are too expensive

Markaz Darayya, Rural Damascus Governorate

July 2017

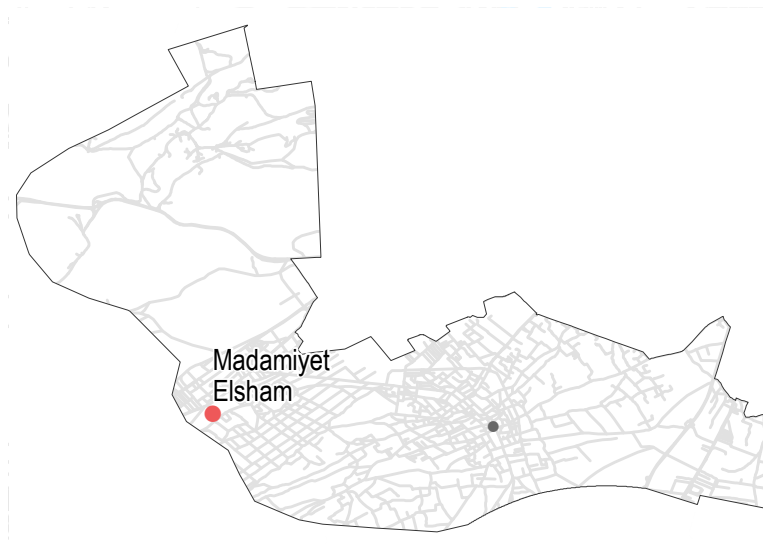
Displacement

- % of pre-conflict population remaining
- % of population that are female
- % of female-headed households
- IDPs living in village
- New IDP arrivals
- Returnees

Madamiyet Elsham

- 1-25% 26-50% 1-25%
- Yes No No

• 1/2 community assessed : Madamiyet Elsham



NFIs

Madamiyet Elsham

- B** 3000 SYP NA
- C** 450 SYP NA
- D** 400 SYP NA
- F** NA NA

Most common electricity source

- Main network
- Generator
- No source
- Solar alternative
- No information

Fuel Prices (SYP)*

- B** Butane (cannister)
- C** Coal (1kg)
- D** Diesel (1 litre)
- F** Firewood (tonne)

NFI Prices (SYP)*

- Cement (50kg)
- Floor mat (3*4m)
- Plastic tarpaulin (1m²)
- Tent (5 persons)

NA: not available for purchase

Shelter

- Independent apartment or house
 - Shared apartment or house
 - Unfinished apartment or house
 - Tent
 - Private space not for shelter
 - Cave/natural shelter
 - Collective public space not for shelter
 - No IDPs
 - No information
- Min - Max: rent paid per room (where known)

Madamiyet Elsham

- NDPs IDPs
- 2500 - 5000 SYP

Livelihoods

Most common source of income

Madamiyet Elsham

- Stable employment
- Daily employment
- Business/trade

Most common strategies used to cope with lack of income / resources

- Children sent to work/beg
- Borrowing from family/friends

Madamiyet Elsham

No lack of fuel

Most common strategies used to cope with a lack of fuel

Markaz Darayya, Rural Damascus Governorate

July 2017

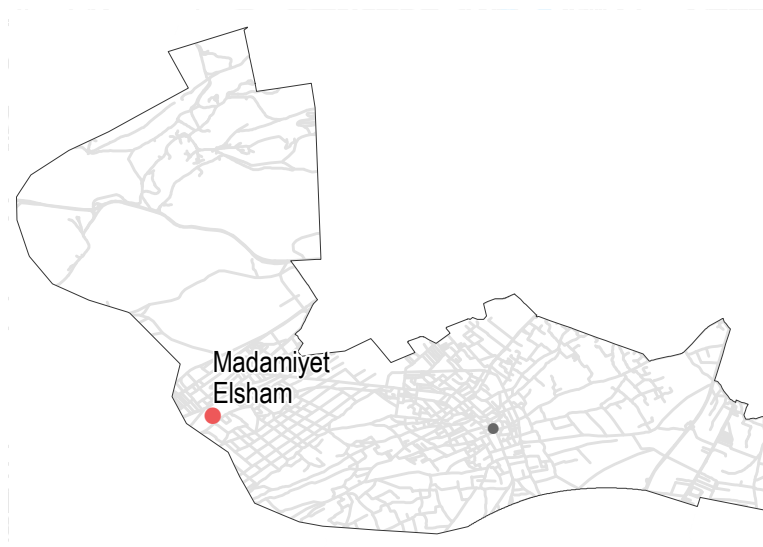
WASH

- Most common water source
- Status of water source
- Water is safe to drink
 - Water tastes/smells bad
 - People sick after drinking
 - No information
- Sufficiency of available water to meet household needs
- Sufficient
 - Insufficient
 - No information
- Most common method of garbage disposal

Madamiyet Elsham

- Network
- Public free collection

• 1/2 community assessed : Madamiyet Elsham



Food Security

Madamiyet Elsham

- Bread: no info
- Rice: 500 SYP
- Lentils: 500 SYP
- Sugar: 400 SYP
- Cooking oil: 800 SYP
- Private bakeries
- No difficulties reported
- 0

Main challenges to obtaining food

- No challenges
- Some foods unavailable
- Local production decreased
- Lack of access to markets
- Some foods expensive
- Lack of resources to buy food
- Lack of access to fuel
- Cooking fuel unavailable
- No information

Bread (public): 1 pack
 Rice: 1kg
 Lentils: 1 kg
 Sugar: 1kg
 Cooking oil: 1 litre

Access to bread

- Most common source of bread
- Most common barriers to accessing bread
- Number of days, per month, where bread from private bakeries was unavailable

Education

- Status of primary schools in village
- Functioning
 - Not functioning
 - Not available
 - No information
- Barriers to accessing education services

Madamiyet Elsham
 Most children accessed education

Health

Most common health problems

Madamiyet Elsham

- Chronic diseases
- Maternal health issues
- Severe diseases affecting those aged less than 5

Most common barriers to accessing healthcare

- Security concerns around travel
- Security concerns around entering facilities
- Services are too expensive

Nashabiyeh, Rural Damascus Governorate

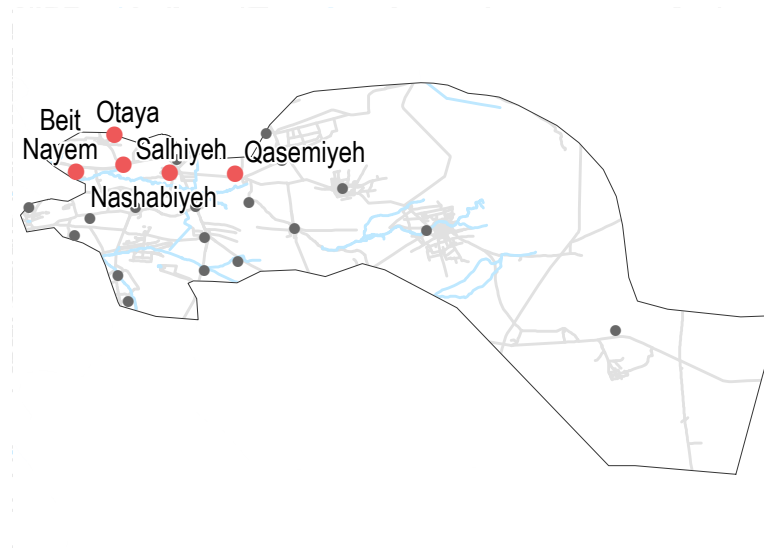
July 2017

Displacement

- % of pre-conflict population remaining
- % of population that are female
- % of female-headed households
- IDPs living in village
- New IDP arrivals
- Returnees

Community	% of pre-conflict population remaining	% of population that are female	% of female-headed households	IDPs living in village	New IDP arrivals	Returnees
Beit Nayem	1-25%	1-25%	1-25%	Yes	No info	No
Nashabiyeh	1-25%	1-25%	None	Yes	No	No
Otaya	51-75%	26-50%	1-25%	Yes	No	No
Qasemiyeh	None	No info	No info	No info	No info	No info
Salhiyeh	51-75%	51-75%	1-25%	Yes	No	No

• 5/21 communities assessed : Beit Nayem, Nashabiyeh, Otaya, Qasemiyeh, Salhiyeh



Shelter

- Independent apartment or house
- Shared apartment or house
- Unfinished apartment or house
- Tent
- Private space not for shelter
- Cave/natural shelter
- Collective public space not for shelter
- No IDPs
- No information
- Min - Max: rent paid per room (where known)

Community	Most common shelter	NDPs	IDPs
Beit Nayem	Independent apartment or house	No info	No info
Nashabiyeh	Independent apartment or house	No info	No info
Otaya	Independent apartment or house	No info	No info
Qasemiyeh	No info	No info	No info
Salhiyeh	Independent apartment or house	4000 - 10000 SYP	No info

Livelihoods

Most common source of income

Most common strategies used to cope with lack of income / resources

Community	Most common source of income	Most common strategies used to cope with lack of income / resources
Beit Nayem	Daily employment Farm owning Business/trade	Borrowing from family/friends Reducing meal size
Nashabiyeh	Daily employment Farm owning Business/trade	Borrowing from family/friends Reducing meal size
Otaya	Daily employment Business/trade	Reducing meal size
Qasemiyeh	No info	No info
Salhiyeh	Daily employment Business/trade Remittances	Selling household assets

NFIs

Beit Nayem

B NA	NA
C NA	NA
D 2000 SYP	NA
F 220000 SYP	NA

Nashabiyeh

B NA	NA
C NA	NA
D 2000 SYP	NA
F 200000 SYP	NA

Otaya

B NA	NA
C NA	NA
D 2350 SYP	4000 SYP
F 125000 SYP	NA

Qasemiyeh

B No info	No info
C No info	No info
D No info	No info
F No info	No info

Salhiyeh

B 2200 SYP	2500 SYP
C NA	NA
D 150 SYP	NA
F NA	NA

- Most common electricity source
- Main network
 - Generator
 - No source
 - Solar alternative
 - No information

Fuel Prices (SYP)*

- B** Butane (cannister)
- C** Coal (1kg)
- D** Diesel (1 litre)
- F** Firewood (tonne)

NFI Prices (SYP)*

- Cement (50kg)
- Floor mat (3*4m)
- Plastic tarpaulin (1m²)
- Tent (5 persons)

NA: not available for purchase

Beit Nayem

- Cutting trees
- Burning Furniture not in use
- Burning productive assets

Nashabiyeh

- Cutting trees
- Burning Furniture not in use
- Burning productive assets

Otaya

- Burning productive assets

Qasemiyeh

- No info

Salhiyeh

- No lack of fuel

Most common strategies used to cope with a lack of fuel

Nashabiyeh, Rural Damascus Governorate

July 2017

WASH

Most common water source

Status of water source

- Water is safe to drink
- Water tastes/smells bad
- People sick after drinking
- No information

Sufficiency of available water to meet household needs

- Sufficient
- Insufficient
- No information

Most common method of garbage disposal

Beit Nayem

- Closed well
- Buried / burned

Nashabiyeh

- Closed well
- Buried / burned

Otaya

- Open well
- Disposed at designated site

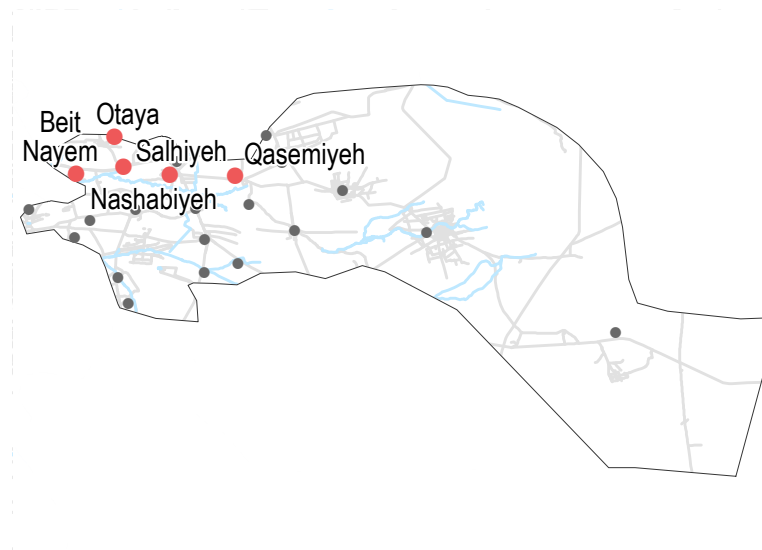
Qasemiyeh

- No info
- No info

Salhiyeh

- Network
- Private paid collection

5/21 communities assessed : Beit Nayem, Nashabiyeh, Otaya, Qasemiyeh, Salhiyeh



Education

Status of primary schools in village

- Functioning
- Not functioning
- Not available
- No information

Barriers to accessing education services

Beit Nayem

- Some facilities destroyed

Otaya

- Most children accessed education

Qasemiyeh

- No info

Salhiyeh

- Most children accessed education

Nashabiyeh

- Most children accessed education

Health

+ Most common health problems

H Most common barriers to accessing healthcare

Community	Most common health problems	Most common barriers to accessing healthcare
Beit Nayem	Communicable diseases Injuries Acute respiratory infections	No facilities in the area
Nashabiyeh	Communicable diseases Injuries Acute respiratory infections	No facilities in the area Lack of transportation Disability/Injuries/Illness
Otaya	Fever Severe diseases affecting those aged less than 5	No difficulties reported
Qasemiyeh	No info	No info
Salhiyeh	Diarrhoea Fever Malnutrition	No difficulties reported

Food Security

Beit Nayem

- Bread: no info
- Rice: 1250 SYP
- Lentils: 850 SYP
- Sugar: 1200 SYP
- Cooking oil: 1350 SYP

- Shops
- No difficulties reported
- Private bakeries unavailable

Nashabiyeh

- Bread: no info
- Rice: 1250 SYP
- Lentils: 850 SYP
- Sugar: 1200 SYP
- Cooking oil: 1350 SYP

- Shops
- Flour too expensive
- Private bakeries unavailable

Otaya

- Bread: no info
- Rice: 1300 SYP
- Lentils: 700 SYP
- Sugar: 1200 SYP
- Cooking oil: 1500 SYP

- Shops
- Insufficient electricity/fuel
- Private bakeries unavailable

Qasemiyeh

- Bread: no info
- Rice: no info
- Lentils: no info
- Sugar: no info
- Cooking oil: no info

- No info
- No info
- No info

Salhiyeh

- Bread: 100 SYP
- Rice: 500 SYP
- Lentils: 500 SYP
- Sugar: 425 SYP
- Cooking oil: 650 SYP

- Public bakeries
- No difficulties reported

Main challenges to obtaining food

- No challenges
- Some foods unavailable
- Local production decreased
- Lack of access to markets
- Some foods expensive
- Lack of resources to buy food
- Lack of access to fuel
- Cooking fuel unavailable
- No information

Bread (public): 1 pack
Rice: 1kg
Lentils: 1kg
Sugar: 1kg
Cooking oil: 1 litre

Access to bread

- Most common source of bread
- Most common barriers to accessing bread
- Number of days, per month, where bread from private bakeries was unavailable

Qatana 1/2, Rural Damascus Governorate

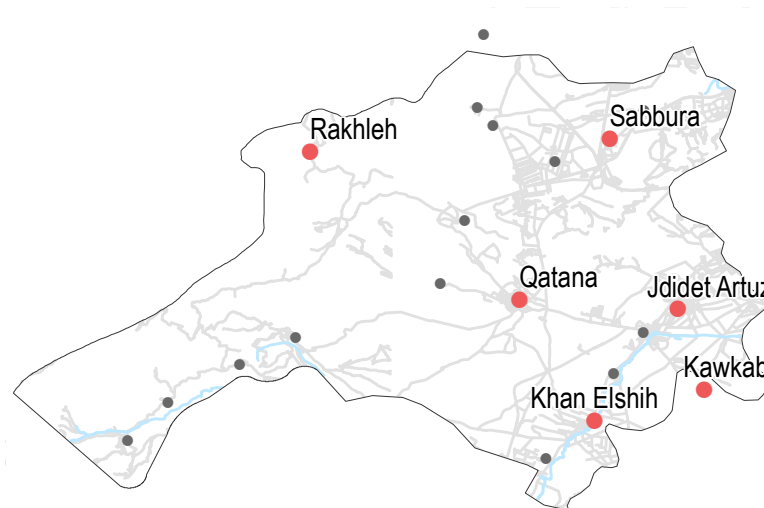
July 2017

Displacement

- % of pre-conflict population remaining
- % of population that are female
- % of female-headed households
- IDPs living in village
- New IDP arrivals
- Returnees

Jdidet Artuz		Kawkab		Khan Elshih	
76-100%	51-75%	76-100%	51-75%	26-50%	51-75%
Yes	No	Yes	No	Yes	No
No	No	No	No	Yes	Yes

• 6/20 communities assessed (3 communities are shown on the next factsheet): Jdidet Artuz, Kawkab, Khan Elshih



Shelter

- Independent apartment or house
- Shared apartment or house
- Unfinished apartment or house
- Tent
- Private space not for shelter
- Cave/natural shelter
- Collective public space not for shelter
- No IDPs
- No information
- Min - Max: rent paid per room (where known)

Jdidet Artuz		Kawkab		Khan Elshih	
NDPs	IDPs	NDPs	IDPs	NDPs	IDPs
1500 - 1900 SYP		1250 - 1600 SYP		2500 - 5000 SYP	

Livelihoods

Most common source of income

Most common strategies used to cope with lack of income / resources

Community	Most common source of income	Most common strategies used to cope with lack of income / resources
Jdidet Artuz	Stable employment Farm owning Business/trade	Borrowing from family/friends
Kawkab	Sale of household assets Farm owning Business/trade	Borrowing from family/friends Selling household assets
Khan Elshih	Stable employment Remittances Sale of humanitarian aid	Children sent to work/beg Borrowing from family/friends

NFIs

Jdidet Artuz

B 3000 SYP	2500 SYP
C NA	10000 SYP
D 225 SYP	3250 SYP
F NA	NA

Kawkab

B 3000 SYP	NA
C NA	10000 SYP
D 225 SYP	NA
F NA	NA

Khan Elshih

B 3000 SYP	NA
C 500 SYP	NA
D 400 SYP	NA
F NA	NA

Jdidet Artuz

No lack of fuel

Kawkab

No lack of fuel

Khan Elshih

No lack of fuel

Most common electricity source

- Main network
- Generator
- No source
- Solar alternative
- No information

Fuel Prices (SYP)*

- B** Butane (cannister)
- C** Coal (1kg)
- D** Diesel (1 litre)
- F** Firewood (tonne)

NFI Prices (SYP)*

- Cement (50kg)
- Floor mat (3*4m)
- Plastic tarpaulin (1m²)
- Tent (5 persons)

NA: not available for purchase

Most common strategies used to cope with a lack of fuel

Qatana 1/2, Rural Damascus Governorate

July 2017

WASH

Most common water source

Status of water source

- Water is safe to drink
- Water tastes/smells bad
- People sick after drinking
- No information

Sufficiency of available water to meet household needs

- Sufficient
- Insufficient
- No information

Most common method of garbage disposal

Jdidet Artuz

- Network
- Disposed at designated site

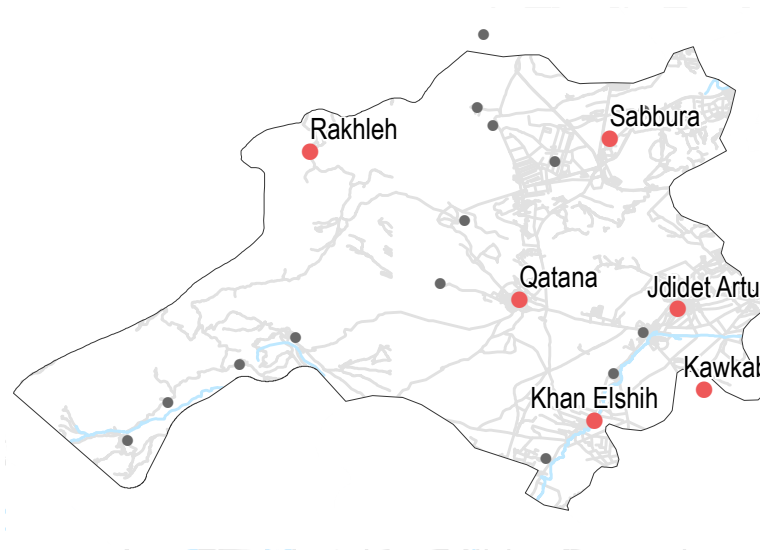
Kawkab

- Network
- Disposed at designated site

Khan Elshih

- Closed well
- Public free collection

6/20 communities assessed (3 communities are shown on the next factsheet): Jdidet Artuz, Kawkab, Khan Elshih



Education

Status of primary schools in village

- Functioning
- Not functioning
- Not available
- No information

Barriers to accessing education services

Khan Elshih

Most children accessed education

Jdidet Artuz

Most children accessed education

Kawkab

Most children accessed education

Health

+ Most common health problems

H Most common barriers to accessing healthcare

Jdidet Artuz

Diarrhoea
Chronic diseases

No difficulties reported

Kawkab

Diarrhoea

No difficulties reported

Khan Elshih

Chronic diseases
Pregnancy related diseases
Severe diseases affecting those aged less than 5

Security concerns around travel
Security concerns around entering facilities
Services are too expensive

Food Security

Jdidet Artuz

Bread: 50 SYP
Rice: 550 SYP
Lentils: 550 SYP
Sugar: 400 SYP
Cooking oil: 1750 SYP

- Public bakeries
- No difficulties reported
- Private bakeries unavailable

Kawkab

Bread: 50 SYP
Rice: 550 SYP
Lentils: 550 SYP
Sugar: 400 SYP
Cooking oil: 1750 SYP

- Public bakeries
- No difficulties reported
- Private bakeries unavailable

Khan Elshih

Bread: 100 SYP
Rice: 400 SYP
Lentils: 300 SYP
Sugar: 500 SYP
Cooking oil: 900 SYP

- Shops
- No difficulties reported
- 21 or more

Main challenges to obtaining food

- No challenges
- Some foods unavailable
- Local production decreased
- Lack of access to markets
- Some foods expensive
- Lack of resources to buy food
- Lack of access to fuel
- Cooking fuel unavailable
- No information

Bread (public): 1 pack
Rice: 1kg
Lentils: 1kg
Sugar: 1kg
Cooking oil: 1 litre

Access to bread

- Most common source of bread
- Most common barriers to accessing bread
- Number of days, per month, where bread from private bakeries was unavailable

Qatana 2/2, Rural Damascus Governorate

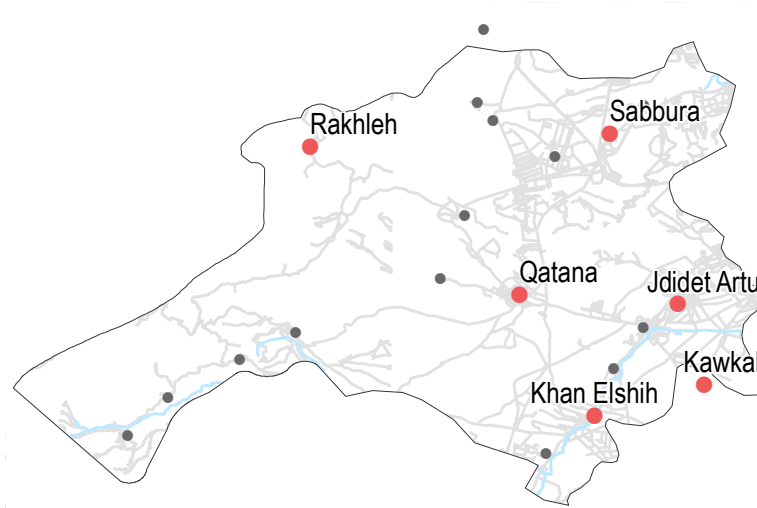
July 2017

Displacement

- % of pre-conflict population remaining
- % of population that are female
- % of female-headed households
- IDPs living in village
- New IDP arrivals
- Returnees

Qatana		
76-100%	51-75%	1-25%
Yes	No	No
Rakhleh		
51-75%	51-75%	1-25%
Yes	No info	Yes
Sabbura		
76-100%	51-75%	26-50%
Yes	Yes	No

• 6/20 communities assessed (3 communities are shown on the previous factsheet): Qatana, Rakhleh, Sabbura



NFIs

Qatana

B 2900 SYP	2500 SYP
C NA	10000 SYP
D 220 SYP	3000 SYP
F NA	NA

Rakhleh

B 3000 SYP	1000 SYP
C 350 SYP	450 SYP
D 250 SYP	1500 SYP
F 55000 SYP	75000 SYP

Sabbura

B 3000 SYP	1000 SYP
C 350 SYP	450 SYP
D 250 SYP	1500 SYP
F 50000 SYP	75000 SYP

- Most common electricity source
- Main network
 - Generator
 - No source
 - Solar alternative
 - No information

- Fuel Prices (SYP)*
- B** Butane (cannister)
 - C** Coal (1kg)
 - D** Diesel (1 litre)
 - F** Firewood (tonne)

- NFI Prices (SYP)*
- Cement (50kg)
 - Floor mat (3*4m)
 - Plastic tarpaulin (1m²)
 - Tent (5 persons)
- NA: not available for purchase

Shelter

- Most common shelter
- Independent apartment or house
 - Shared apartment or house
 - Unfinished apartment or house
 - Tent
 - Private space not for shelter
 - Cave/natural shelter
 - Collective public space not for shelter
 - No IDPs
 - No information
- Min - Max: rent paid per room (where known)

Qatana	
NDPs	IDPs
1400 - 1800 SYP	
Rakhleh	
NDPs	IDPs
No info	
Sabbura	
NDPs	IDPs
30000 - 35000 SYP	

Livelihoods

	Most common source of income	Most common strategies used to cope with lack of income / resources
Qatana	Stable employment Farm owning Business/trade	Borrowing from family/friends Selling household assets
Rakhleh	Stable employment Daily employment Savings	Taking loans/buying on credit Borrowing from family/friends Skipping meals
Sabbura	Stable employment Daily employment Business/trade	Children sent to work/beg Borrowing from family/friends Skipping meals

Qatana
No lack of fuel

Rakhleh
No lack of fuel

Sabbura
No lack of fuel

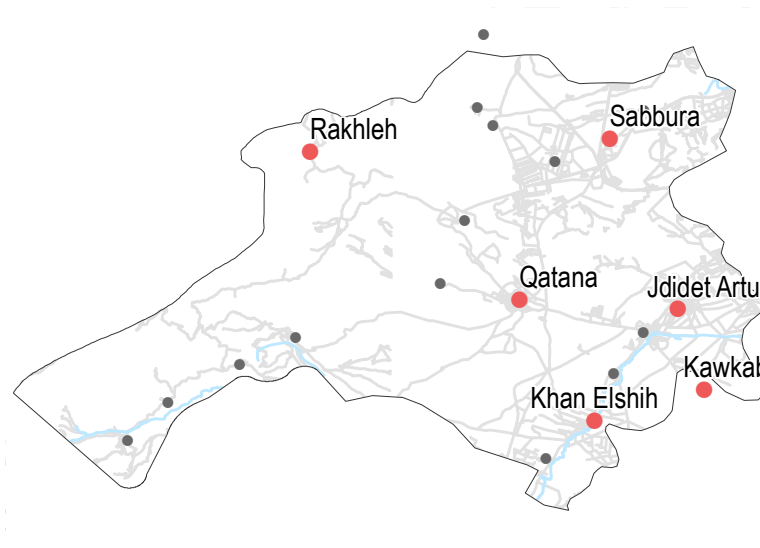
Most common strategies used to cope with a lack of fuel

WASH

- Most common water source**
- Water is safe to drink
 - Water tastes/smells bad
 - People sick after drinking
 - No information
- Sufficiency of available water to meet household needs**
- Sufficient
 - Insufficient
 - No information
- Most common method of garbage disposal**
- Disposed at designated site
 - Public free collection
 - No information

- Qatana**
- Network
 - Disposed at designated site
- Rakhleh**
- Network
 - Public free collection
- Sabbura**
- Network
 - Public free collection

• 6/20 communities assessed (3 communities are shown on the previous factsheet): Qatana, Rakhleh, Sabbura



Education

- Status of primary schools in village**
- Functioning
 - Not functioning
 - Not available
 - No information
- Barriers to accessing education services**
- Most children accessed education

Sabbura
 Most children accessed education

Rakhleh
 Most children accessed education

Health

- Most common health problems**
- Diarrhoea
 - Chronic diseases
- Most common barriers to accessing healthcare**
- No difficulties reported

Community	Most common health problems	Most common barriers to accessing healthcare
Qatana	Diarrhoea Chronic diseases	No difficulties reported
Rakhleh	Disabilities Acute respiratory infections Symptoms of psychological trauma	High cost of transportation Old age Disability/Injuries/Illness
Sabbura	Disabilities Acute respiratory infections Severe diseases affecting those aged less than 5	Old age Disability/Injuries/Illness

Food Security

- Qatana**
- Bread: 50 SYP
 - Rice: 550 SYP
 - Lentils: 550 SYP
 - Sugar: 425 SYP
 - Cooking oil: 1750 SYP
- Main challenges to obtaining food**
- No challenges
 - Some foods unavailable
 - Local production decreased
 - Lack of access to markets
 - Some foods expensive
 - Lack of resources to buy food
 - Lack of access to fuel
 - Cooking fuel unavailable
 - No information
- Rakhleh**
- Bread: no info
 - Rice: 500 SYP
 - Lentils: 400 SYP
 - Sugar: 400 SYP
 - Cooking oil: 800 SYP
- Sabbura**
- Bread: no info
 - Rice: 500 SYP
 - Lentils: 375 SYP
 - Sugar: 375 SYP
 - Cooking oil: 750 SYP
- Access to bread**
- Most common source of bread
 - Most common barriers to accessing bread
 - Number of days, per month, where bread from private bakeries was unavailable

Qudsiya, Rural Damascus Governorate

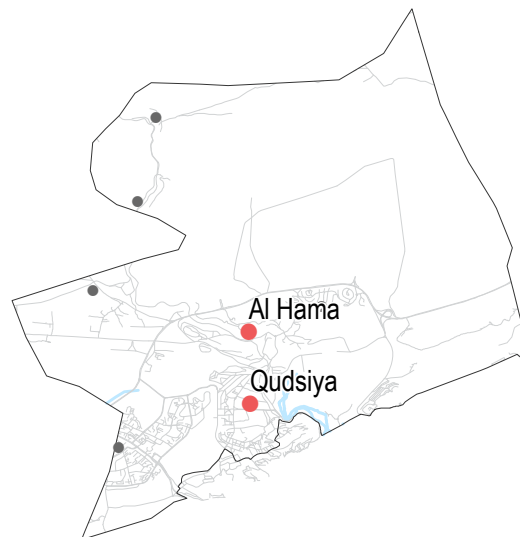
July 2017

Displacement

- % of pre-conflict population remaining
- % of population that are female
- % of female-headed households
- IDPs living in village
- New IDP arrivals
- Returnees

Al-Hama					
51-75%	51-75%	1-25%			
Yes	No	No			
Qudsiya					
51-75%	51-75%	1-25%			
Yes	No	No			

• 2/7 communities assessed : Al-Hama, Qudsiya



NFIs

Al-Hama

B 3000 SYP	6000 SYP
C 350 SYP	NA
D 450 SYP	450 SYP
F NA	NA

Qudsiya

B 3000 SYP	6000 SYP
C 350 SYP	NA
D 450 SYP	450 SYP
F NA	NA

Most common electricity source

- Main network
- Generator
- No source
- Solar alternative
- No information

Fuel Prices (SYP)*

- B** Butane (cannister)
- C** Coal (1kg)
- D** Diesel (1 litre)
- F** Firewood (tonne)

NFI Prices (SYP)*

- Cement (50kg)
- Floor mat (3*4m)
- Plastic tarpaulin (1m²)
- Tent (5 persons)

NA: not available for purchase

Most common strategies used to cope with a lack of fuel

Shelter

- Independent apartment or house
 - Shared apartment or house
 - Unfinished apartment or house
 - Tent
 - Private space not for shelter
 - Cave/natural shelter
 - Collective public space not for shelter
 - No IDPs
 - No information
- Min - Max: rent paid per room (where known)

Al-Hama	
NDPs	IDPs
5000 - 12000 SYP	

Qudsiya	
NDPs	IDPs
5000 - 15000 SYP	

Livelihoods

Most common source of income

Most common strategies used to cope with lack of income / resources

Al-Hama

Stable employment
Daily employment
Business/trade

Borrowing from family/friends

Qudsiya

Stable employment
Daily employment
Business/trade

Borrowing from family/friends

Al-Hama

No lack of fuel

Qudsiya

No lack of fuel

Qudsiya, Rural Damascus Governorate

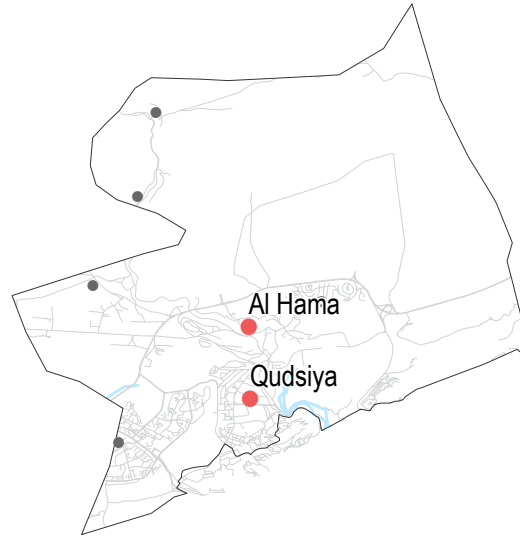
July 2017

WASH

- Most common water source
- Status of water source
 - Water is safe to drink
 - Water tastes/smells bad
 - People sick after drinking
 - No information
- Sufficiency of available water to meet household needs
 - Sufficient
 - Insufficient
 - No information
- Most common method of garbage disposal

- Al-Hama**
- Network
 - Public free collection
- Qudsiya**
- Network
 - Public free collection

• 2/7 communities assessed : Al-Hama, Qudsiya



Food Security

Al-Hama

- Bread: 50 SYP
- Rice: 600 SYP
- Lentils: 700 SYP
- Sugar: 450 SYP
- Cooking oil: 1000 SYP
- Public bakeries
- No difficulties reported
- Private bakeries unavailable

Qudsiya

- Bread: 50 SYP
- Rice: 600 SYP
- Lentils: 700 SYP
- Sugar: 450 SYP
- Cooking oil: 1000 SYP
- Public bakeries
- No difficulties reported
- Private bakeries unavailable

Main challenges to obtaining food

- No challenges
- Some foods unavailable
- Local production decreased
- Lack of access to markets
- Some foods expensive
- Lack of resources to buy food
- Lack of access to fuel
- Cooking fuel unavailable
- No information

Bread (public): 1 pack
 Rice: 1kg
 Lentils: 1kg
 Sugar: 1kg
 Cooking oil: 1 litre

Access to bread

- Most common source of bread
- Most common barriers to accessing bread
- Number of days, per month, where bread from private bakeries was unavailable

Education

- Status of primary schools in village
 - Functioning
 - Not functioning
 - Not available
 - No information
- Barriers to accessing education services

Al-Hama
 Most children accessed education

Qudsiya
 Most children accessed education

Health

Most common health problems

Most common barriers to accessing healthcare

Al-Hama

Diarrhoea
 Skin diseases
 Chronic diseases

Security concerns around travel
 Disability/Injuries/Illness
 Services are too expensive

Qudsiya

Diarrhoea
 Skin diseases
 Chronic diseases

Security concerns around travel
 Disability/Injuries/Illness
 Services are too expensive

Sa'sa' 1/2, Rural Damascus Governorate

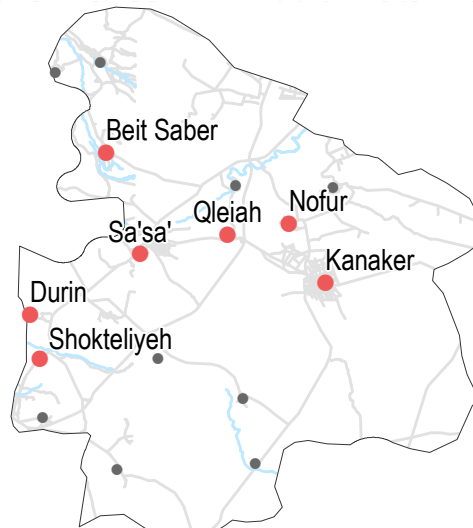
July 2017

Displacement

- % of pre-conflict population remaining
- % of population that are female
- % of female-headed households
- IDPs living in village
- New IDP arrivals
- Returnees

Community	% of pre-conflict population remaining	% of population that are female	% of female-headed households	IDPs living in village	New IDP arrivals	Returnees
Beit Saber	76-100%	51-75%	1-25%	Yes	No	No
Durin	76-100%	51-75%	1-25%	Yes	No	No
Kanaker	76-100%	51-75%	1-25%	Yes	No	No
Nofur	76-100%	51-75%	1-25%	Yes	No	No
Qleiah	76-100%	51-75%	1-25%	Yes	No	No

• 7/16 communities assessed (2 communities are shown on the next factsheet): Beit Saber, Durin, Kanaker, Nofur, Qleiah



Shelter

- Independent apartment or house
- Shared apartment or house
- Unfinished apartment or house
- Tent
- Private space not for shelter
- Cave/natural shelter
- Collective public space not for shelter
- No IDPs
- No information
- Min - Max: rent paid per room (where known)

Community	Most common shelter	Min - Max: rent paid per room (where known)
Beit Saber	Independent apartment or house	1200 - 1600 SYP
Durin	Independent apartment or house	1200 - 1400 SYP
Kanaker	Independent apartment or house	1300 - 1700 SYP
Nofur	Independent apartment or house	1200 - 1600 SYP
Qleiah	Independent apartment or house	1300 - 1500 SYP

Livelihoods

Most common source of income

Most common strategies used to cope with lack of income / resources

Community	Most common source of income	Most common strategies used to cope with lack of income / resources
Beit Saber	Stable employment Farm owning	Borrowing from family/friends Selling household assets
Durin	Stable employment Farm owning Business/trade	Borrowing from family/friends Selling household assets
Kanaker	Stable employment Farm owning Business/trade	Borrowing from family/friends Selling household assets
Nofur	Stable employment Farm owning Business/trade	Borrowing from family/friends Selling household assets
Qleiah	Farm owning Business/trade	Borrowing from family/friends Selling household assets

NFIs

Community	Electricity source	Fuel Prices (SYP)*	NFI Prices (SYP)*
Beit Saber	B 3000 SYP C NA D 225 SYP F NA	Butane (cannister) Coal (1kg) Diesel (1 litre) Firewood (tonne)	Cement (50kg) Floor mat (3*4m) Plastic tarpaulin (1m²) Tent (5 persons)
Durin	B 3000 SYP C NA D 225 SYP F NA	Butane (cannister) Coal (1kg) Diesel (1 litre) Firewood (tonne)	Cement (50kg) Floor mat (3*4m) Plastic tarpaulin (1m²) Tent (5 persons)
Kanaker	B 3000 SYP C NA D 225 SYP F NA	Butane (cannister) Coal (1kg) Diesel (1 litre) Firewood (tonne)	Cement (50kg) Floor mat (3*4m) Plastic tarpaulin (1m²) Tent (5 persons)
Nofur	B 3000 SYP C NA D 225 SYP F NA	Butane (cannister) Coal (1kg) Diesel (1 litre) Firewood (tonne)	Cement (50kg) Floor mat (3*4m) Plastic tarpaulin (1m²) Tent (5 persons)
Qleiah	B 3000 SYP C NA D 225 SYP F NA	Butane (cannister) Coal (1kg) Diesel (1 litre) Firewood (tonne)	Cement (50kg) Floor mat (3*4m) Plastic tarpaulin (1m²) Tent (5 persons)

- Most common electricity source
- Main network
- Generator
- No source
- Solar alternative
- No information
- Fuel Prices (SYP)*
- B** Butane (cannister)
- C** Coal (1kg)
- D** Diesel (1 litre)
- F** Firewood (tonne)
- NFI Prices (SYP)*
- Cement (50kg)
- Floor mat (3*4m)
- Plastic tarpaulin (1m²)
- Tent (5 persons)
- NA: not available for purchase

Community	Most common strategies used to cope with a lack of fuel
Beit Saber	No lack of fuel
Durin	No lack of fuel
Kanaker	No lack of fuel
Nofur	No lack of fuel
Qleiah	No lack of fuel

WASH

- Most common water source**
- Status of water source**
- Water is safe to drink
 - Water tastes/smells bad
 - People sick after drinking
 - No information
- Sufficiency of available water to meet household needs**
- Sufficient
 - Insufficient
 - No information
- Most common method of garbage disposal**

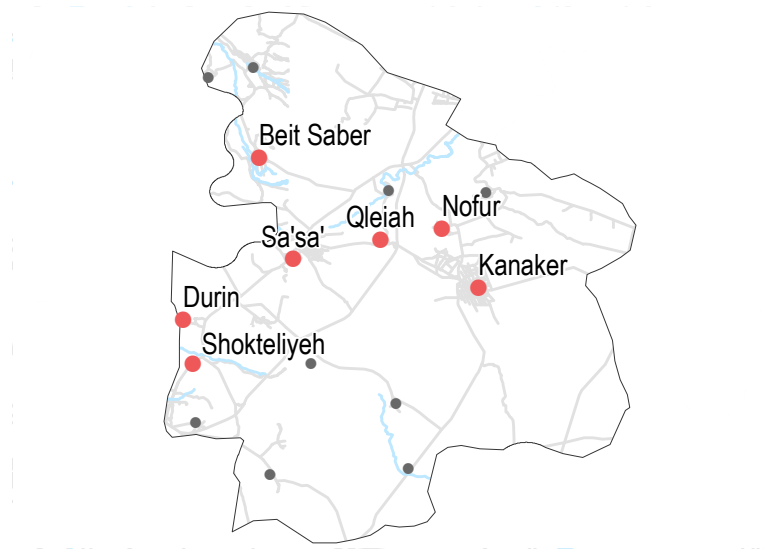
- Beit Saber**
- Network
 - Disposed at designated site
- Durin**
- Network
 - Disposed at designated site
- Kanaker**
- Network
- Nofur**
- Network
 - Disposed at designated site
- Qleiah**
- Network
 - Disposed at designated site

Education

- Status of primary schools in village**
- Functioning
 - Not functioning
 - Not available
 - No information
- Barriers to accessing education services**
- Beit Saber
 - Durin

- Kanaker**
- Most children accessed education
- Nofur**
- Most children accessed education
- Qleiah**
- Most children accessed education

7/16 communities assessed (2 communities are shown on the next factsheet): Beit Saber, Durin, Kanaker, Nofur, Qleiah



Health

- Most common health problems**
- Most common barriers to accessing healthcare**

Community	Most common health problems	Most common barriers to accessing healthcare
Beit Saber	Chronic diseases	No difficulties reported
Durin	Communicable diseases Chronic diseases	No difficulties reported
Kanaker	Diarrhoea Chronic diseases	No difficulties reported
Nofur	Chronic diseases	No difficulties reported
Qleiah	Diarrhoea Chronic diseases	No difficulties reported

Food Security

- Beit Saber**
- Bread: no info
 - Rice: 550 SYP
 - Lentils: 500 SYP
 - Sugar: 400 SYP
 - Cooking oil: 1750 SYP
- Durin**
- Bread: no info
 - Rice: 500 SYP
 - Lentils: 500 SYP
 - Sugar: 400 SYP
 - Cooking oil: 1750 SYP
- Kanaker**
- Bread: 50 SYP
 - Rice: 550 SYP
 - Lentils: 500 SYP
 - Sugar: 400 SYP
 - Cooking oil: 1750 SYP
- Nofur**
- Bread: no info
 - Rice: 550 SYP
 - Lentils: 500 SYP
 - Sugar: 400 SYP
 - Cooking oil: 1780 SYP
- Qleiah**
- Bread: no info
 - Rice: 550 SYP
 - Lentils: 550 SYP
 - Sugar: 425 SYP
 - Cooking oil: 1750 SYP
- Main challenges to obtaining food**
- No challenges
 - Some foods unavailable
 - Local production decreased
 - Lack of access to markets
 - Some foods expensive
 - Lack of resources to buy food
 - Lack of access to fuel
 - Cooking fuel unavailable
 - No information
- Access to bread**
- Bread (public): 1 pack
 - Rice: 1kg
 - Lentils: 1kg
 - Sugar: 1kg
 - Cooking oil: 1 litre
 - Most common source of bread
 - Most common barriers to accessing bread
 - Number of days, per month, where bread from private bakeries was unavailable

Sa'sa' 2/2, Rural Damascus Governorate

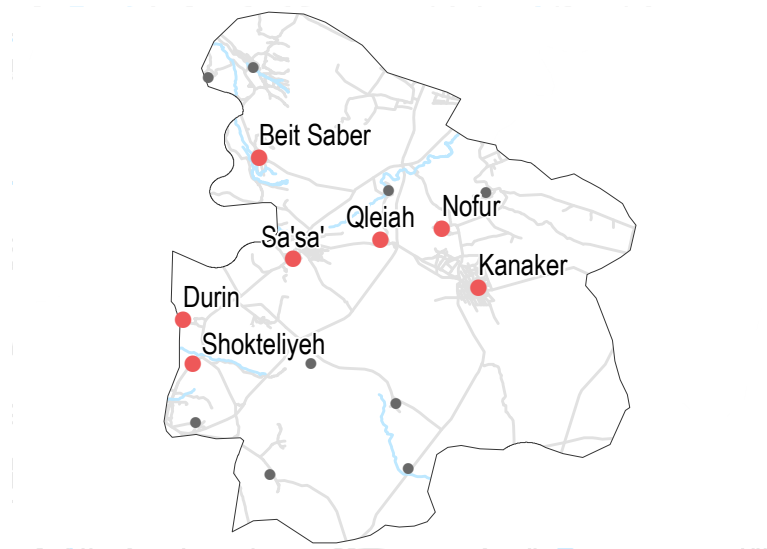
July 2017

Displacement

- % of pre-conflict population remaining
- % of population that are female
- % of female-headed households
- IDPs living in village
- New IDP arrivals
- Returnees

Sa'sa'		
76-100%	51-75%	1-25%
Yes	No	No
Shokteliyeh		
76-100%	51-75%	1-25%
Yes	No	No

• 7/16 communities assessed (5 communities are shown on the previous factsheet): Sa'sa', Shokteliyeh



NFIs

Sa'sa'

B 3000 SYP	2500 SYP
C NA	10000 SYP
D 225 SYP	NA
F NA	NA

Shokteliyeh

B 3000 SYP	NA
C NA	10000 SYP
D 225 SYP	NA
F NA	NA

- Most common electricity source
- Main network
 - Generator
 - No source
 - Solar alternative
 - No information
- Fuel Prices (SYP)*
- B** Butane (cannister)
 - C** Coal (1kg)
 - D** Diesel (1 litre)
 - F** Firewood (tonne)
- NFI Prices (SYP)*
- Cement (50kg)
 - Floor mat (3*4m)
 - Plastic tarpaulin (1m²)
 - Tent (5 persons)
- NA: not available for purchase

Shelter

- Most common shelter
- Independent apartment or house
 - Shared apartment or house
 - Unfinished apartment or house
 - Tent
 - Private space not for shelter
 - Cave/natural shelter
 - Collective public space not for shelter
 - No IDPs
 - No information
- Min - Max: rent paid per room (where known)

Sa'sa'	
NDPs	IDPs
1300 - 1800 SYP	
Shokteliyeh	
NDPs	IDPs
1100 - 1500 SYP	

Livelihoods

Most common source of income

Most common strategies used to cope with lack of income / resources

Sa'sa'

Farm owning
Business/trade

Borrowing from family/friends
Selling household assets

Shokteliyeh

Farm owning
Business/trade

Borrowing from family/friends
Selling household assets

Sa'sa'
No lack of fuel

Shokteliyeh
No lack of fuel

Most common strategies used to cope with a lack of fuel

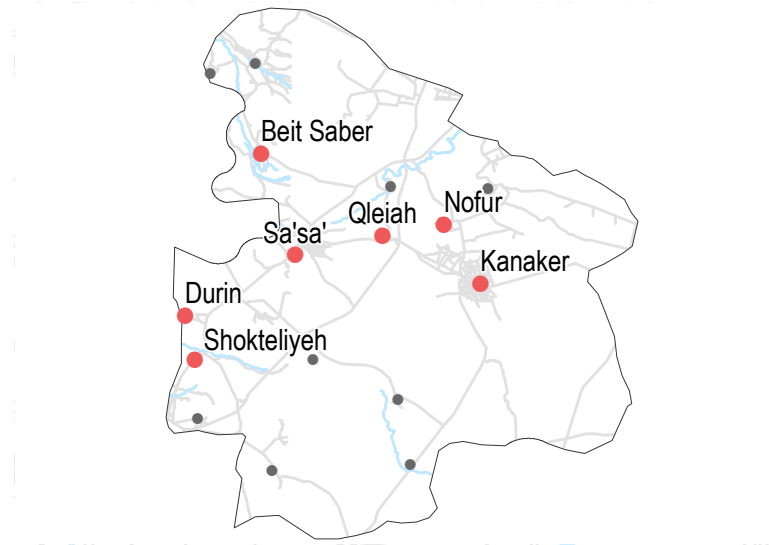
WASH

- Most common water source**
- Status of water source
- Water is safe to drink
 - Water tastes/smells bad
 - People sick after drinking
 - No information
- Sufficiency of available water to meet household needs
- Sufficient
 - Insufficient
 - No information
- Most common method of garbage disposal

Sa'sa'

- Network
 - Disposed at designated site
- #### Shokteliyeh
- Network
 - Disposed at designated site

• 7/16 communities assessed (5 communities are shown on the previous factsheet): Sa'sa', Shokteliyeh



Food Security

Sa'sa'

- Public bakeries
- Bread: 50 SYP
- Rice: 550 SYP
- Lentils: 550 SYP
- Sugar: 400 SYP
- Cooking oil: 1700 SYP
- No difficulties reported
- Private bakeries unavailable

Shokteliyeh

- Shops
- Bread: no info
- Rice: 550 SYP
- Lentils: 500 SYP
- Sugar: 400 SYP
- Cooking oil: 1750 SYP
- No difficulties reported
- Private bakeries unavailable

Main challenges to obtaining food

- No challenges
- Some foods unavailable
- Local production decreased
- Lack of access to markets
- Some foods expensive
- Lack of resources to buy food
- Lack of access to fuel
- Cooking fuel unavailable
- No information

Bread (public): 1 pack
 Rice: 1kg
 Lentils: 1kg
 Sugar: 1kg
 Cooking oil: 1 litre

Access to bread

- Most common source of bread
- Most common barriers to accessing bread
- Number of days, per month, where bread from private bakeries was unavailable

Education

- Status of primary schools in village
- Functioning
 - Not functioning
 - Not available
 - No information
- Barriers to accessing education services

Sa'sa'
 Most children accessed education

Shokteliyeh
 Most children accessed education

Health

- Most common health problems
- Most common barriers to accessing healthcare

Community	Most common health problems	Most common barriers to accessing healthcare
Sa'sa'	Diarrhoea Communicable diseases Chronic diseases	No difficulties reported
Shokteliyeh	Diarrhoea Chronic diseases	No difficulties reported