

Introduction

The Humanitarian Situation Overview in Syria (HSOS) project is a monthly data collection exercise which aims to gather multi-sector information about needs and the humanitarian situation inside Syria. The factsheets present information gathered in May 2017 referring to the situation in April 2017.

Covering 10 governorates in Syria, with the exception of As Sweida, Ar Raqqa, Lattakia and Tartous, these factsheets present selected indicators for the WASH, health, displacement, shelter, NFIs, livelihoods, food security and education sectors. The factsheets do not cover the entire range of indicators gathered in the HSOS questionnaire, but aim to give an overview of the situation in the governorates.

For full visualisation of all indicators collected, please see the SIMAWG Needs Identification Dynamic Reporting Tool, available here: <http://www.reach-info.org/syr/simawg/>

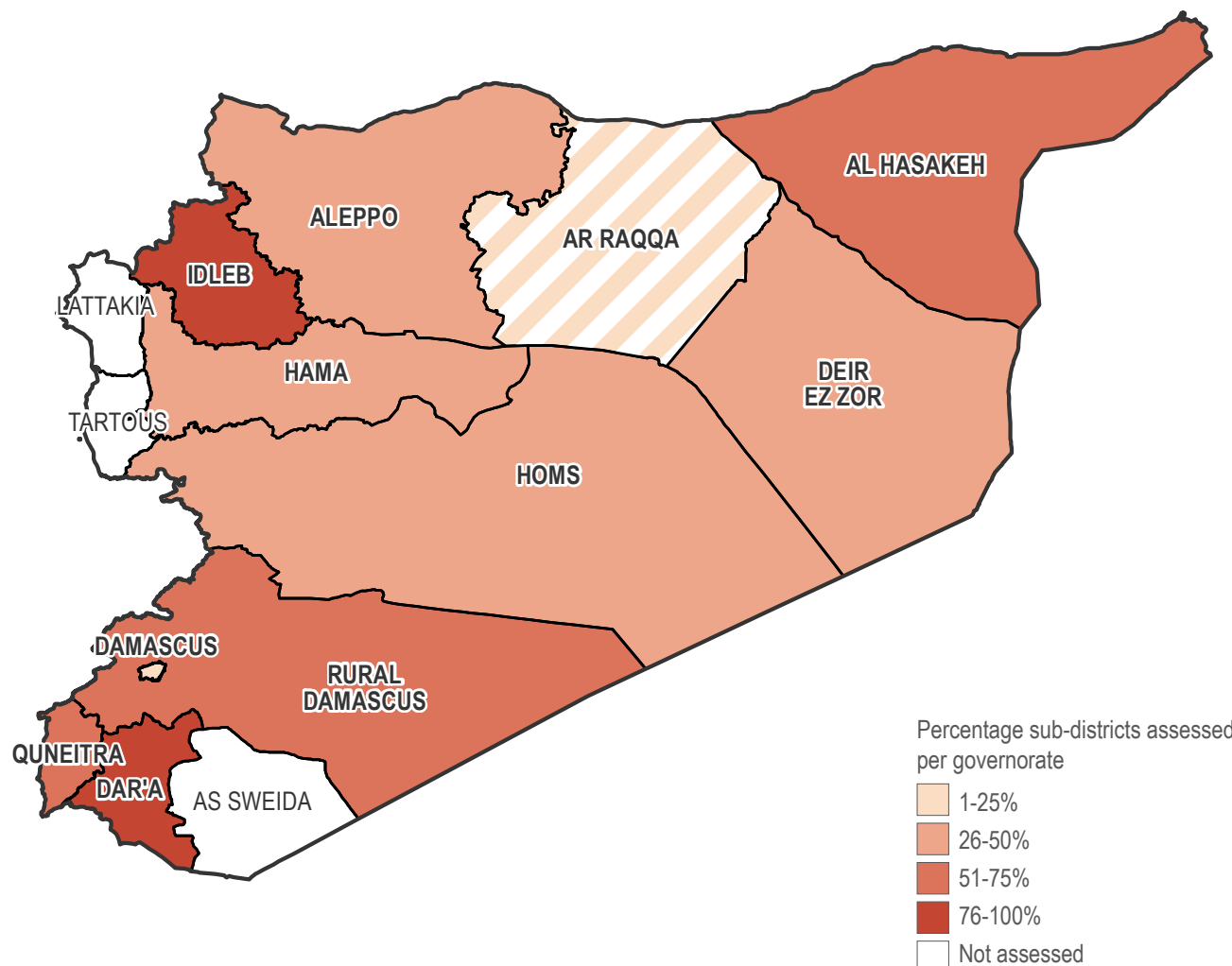
Methodology and limitations

These findings are based on data collected both directly (in Jordan and Turkey) and remotely (in Jordan, Iraq, Turkey and Lebanon) from Key Informants (KIs) residing in Syria, gathered at the community level, and can thus only be considered as indicative of the overall situation in the governorates.

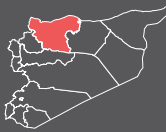
In May, information was collected from Key Informants in 558 communities across Syria. For each question asked, confidence levels are assigned based on the Key Informant's area of expertise and knowledge of the sector-specific situation.

For a full description of the methodology, please see the HSOS terms of reference, available on the [REACH Resource Centre](#).

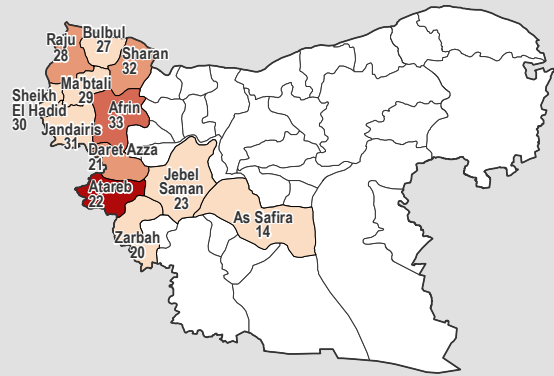
Coverage



PDF: click on governorate name to jump to factsheet



Coverage map

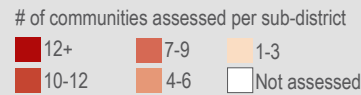


Context

Aleppo governorate currently hosts the second largest number of internally displaced persons within Syria (1,002,023) and the second largest number of people in need of assistance (2,193,101). The northern and eastern areas of the governorate remain hard to reach for humanitarian actors.¹

Coverage

Communities assessed: 49/1255
Sub-districts assessed: 12/40



Livelihoods

In April, borrowing money from family and friends followed by sending children to work or beg and selling household assets, were reportedly the most common strategies to cope with a lack of resources. Extreme food-based strategies such as spending days without eating and eating food-waste were reported in Jebel Saman, As-Safira and Zarbeh sub-districts.

Most common coping strategies [CL²: 3/3]

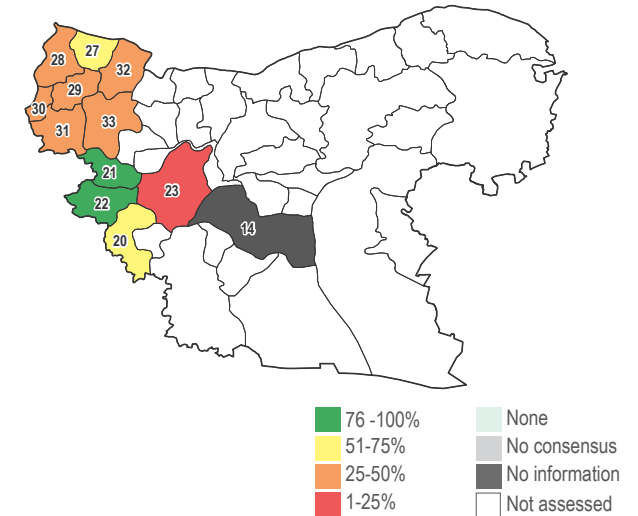


communities reported

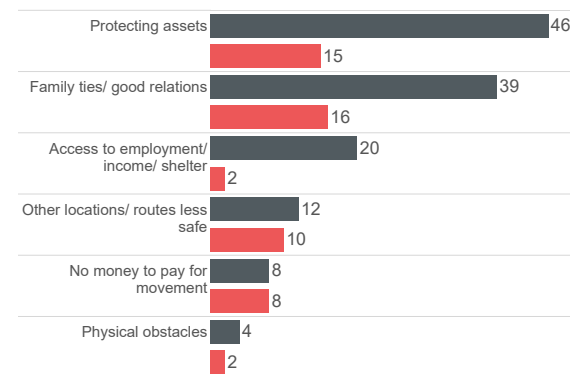
Displacement

Less than 25% of the pre-conflict population was still residing in four of the communities assessed, while it was reported that more than half of the pre-conflict population remained in all other communities. Pre-conflict populations predominantly stayed in their communities of origin to protect their assets and due to family ties. Where information was available, it was reported that pre-conflict members of the population left 10 communities, mainly due to an escalation of conflict followed by a loss of income. IDPs were reportedly present in eighteen communities, with new arrivals in April reported in communities within Atareb and Daret Azza sub-districts. Family ties and a good relationship with the host communities, followed by the protection of assets were the most commonly reported reasons for IDPs to remain in the assessed communities.

Most commonly reported % of original population remaining per sub-district (excluding IDPs) [CL²: 2/3]



Most common reasons for staying: IDPs vs host population [CL²: 3/3]

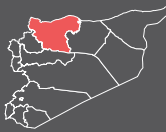


Most common reasons for leaving: IDPs vs host population [CL²: 3/3]



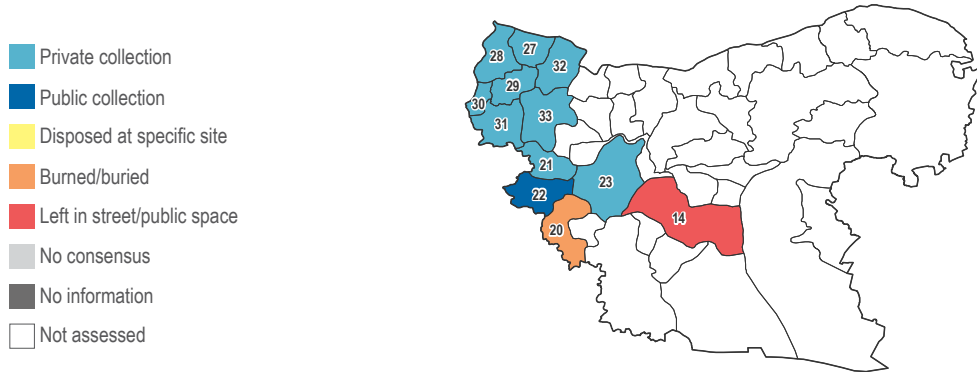
■ Host population ■ IDPs

of communities reported

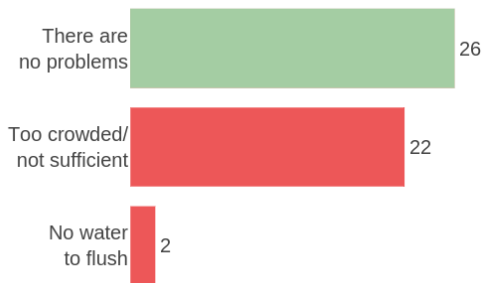


WASH

Most common form of garbage disposal [CL¹: 2/3]



Problems with latrines [CL¹: 3/3]



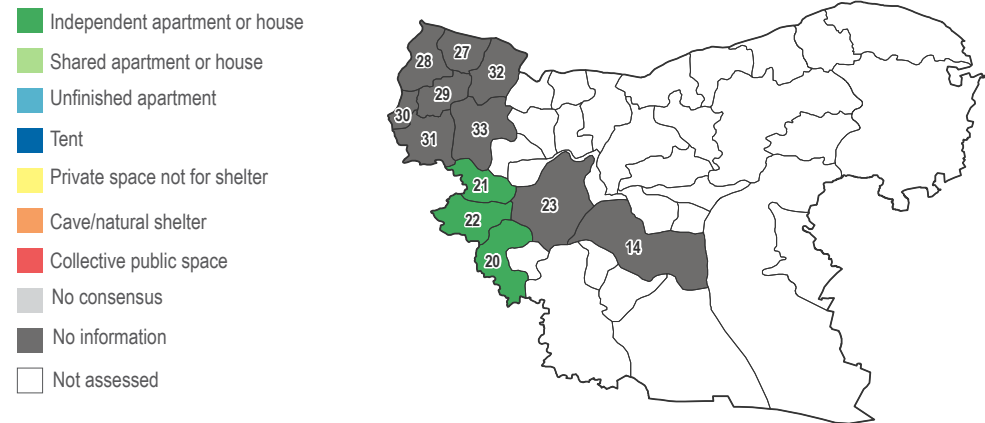
In April, the main network was reportedly the main source of drinking water in the communities assessed, followed by water trucking. People mostly perceived water as fine to drink, while water reportedly tasted or smelled bad in Kassibeh, Zarbah sub-district and As-Safira. The most commonly reported issue with latrines was that these were too crowded or insufficient to meet population needs.

Most common drinking water source and status [CL¹: 3/3]



Shelter

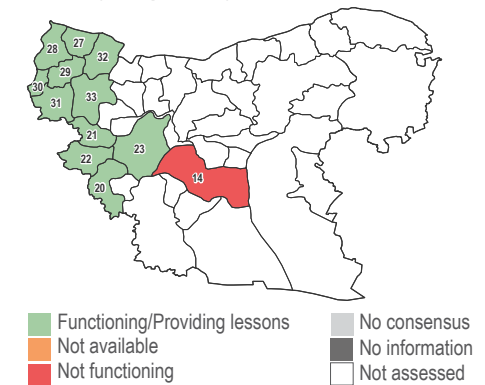
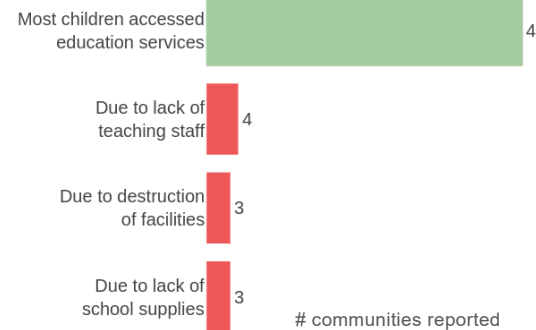
Most common shelter lived in by IDPs [CL¹: 3/3]



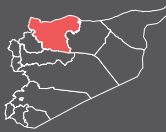
The average reported rent price² in the governorate (6,321 SYP) was lower than the average rent paid across the country (7,114 SYP). The lowest rent prices per room were reported in Anjara (1,000 SYP), the highest in Kafr Karmin (16,000 SYP).

Education

Most common reasons why children did not attend school [CL¹: 3/3]

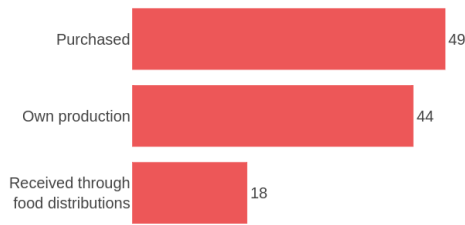


All children accessed education in forty of the communities assessed. This represents a small decrease from the school attendance rates reported in March. A lack of teaching staff, destroyed teaching facilities and a lack of school supplies were reportedly the most common barriers to accessing education. Due to the destruction of facilities, no education services were reportedly functioning in As Safira, Esan and Anjara.

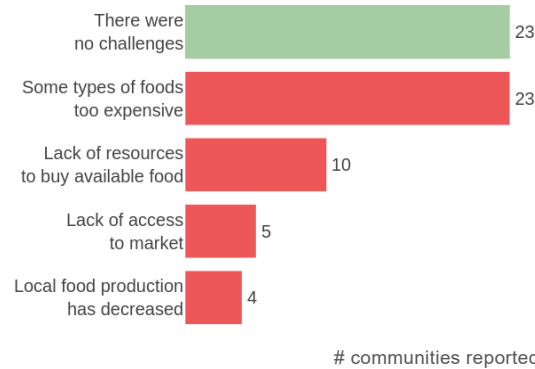


Food Security

Most common sources of obtaining food [CL¹: 3/3]

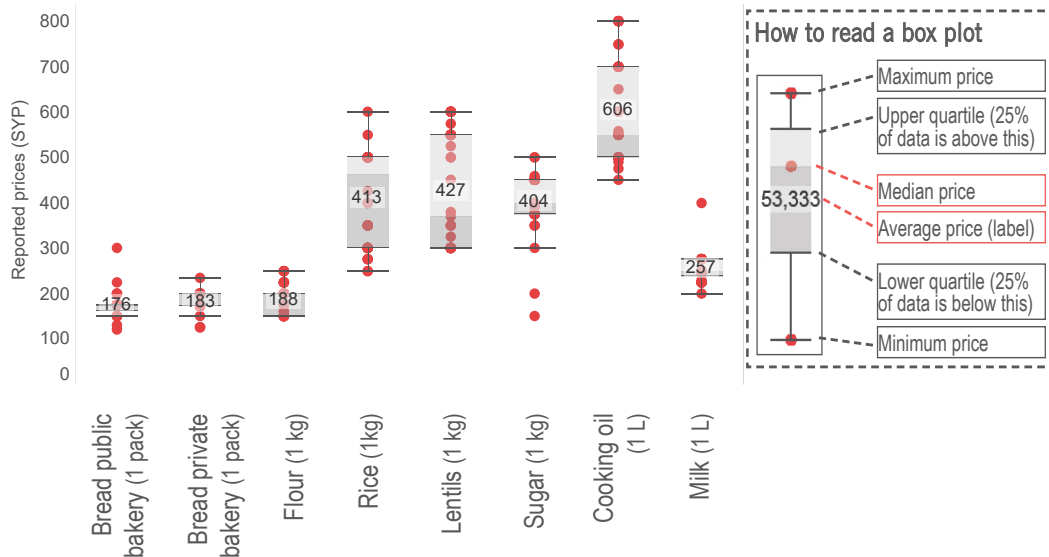


Challenges to accessing food [CL¹: 3/3]



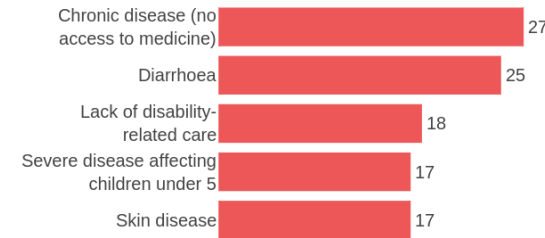
As was the case in previous months, in April, most communities reported being able to purchase food. Food distributions were reported in eighteen communities. Nonetheless, many communities assessed experienced barriers to accessing food. The high prices of some food items on markets was the most common barrier to obtaining food, followed by a lack of resources to buy available food.

Prices of food items² [CL¹: 3/3]

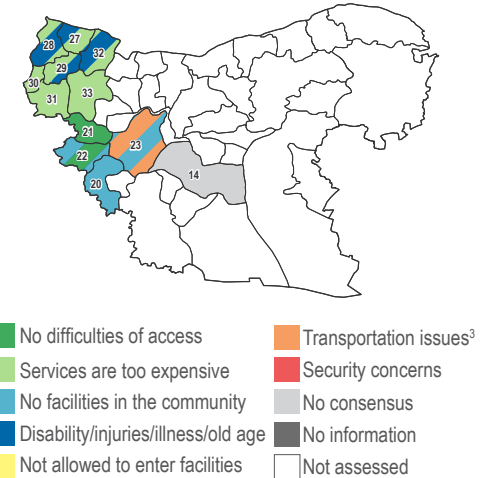


Health

Reported health problems [CL¹: 2/3]



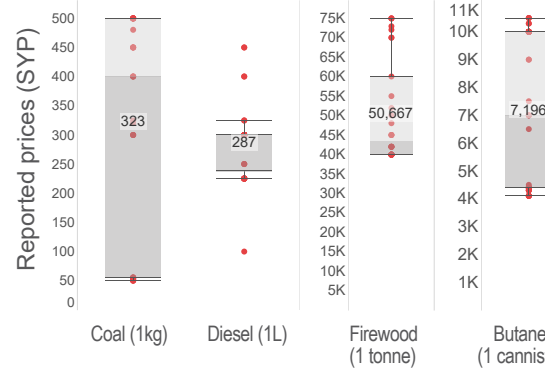
Reported barriers to accessing healthcare [CL¹: 2/3]



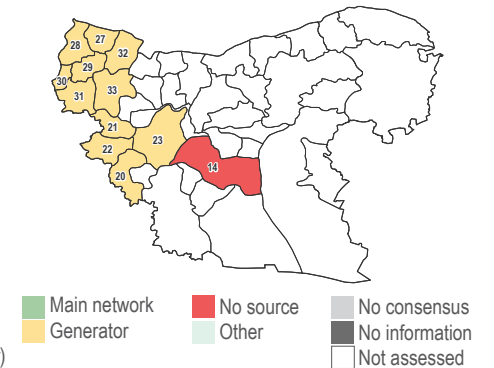
Chronic disease was the most commonly reported health concern in April, closely followed by diarrhoea and a lack of disability-related care. Where information was available, most communities reported difficulties in accessing health care, especially due to the cost of health care facilities, followed by disability, injury and illness. Twelve communities reported having no health care facility. Most women gave birth in hospitals.

NFIs

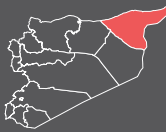
Prices of fuel sources² [CL¹: 3/3]



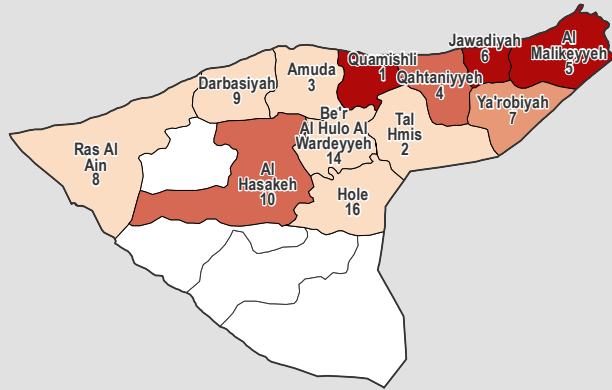
Most common source of electricity [CL¹: 3/3]



All except three communities reported that generators provided their main source of electricity. No electricity source was reportedly available in As-Safira. More than half of the assessed communities reported experiencing fuel shortages, which represents an increase compared to March. Burning waste and burning furniture without use were the most common coping strategies reported to deal with fuel shortages.



Coverage map

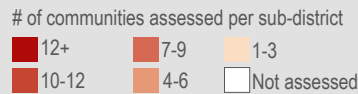


Context

Al Hasakeh governorate currently hosts 231,951 internally displaced persons and 689,899 people in need of assistance. Most areas within the governorate remain restricted for humanitarian access.¹

Coverage

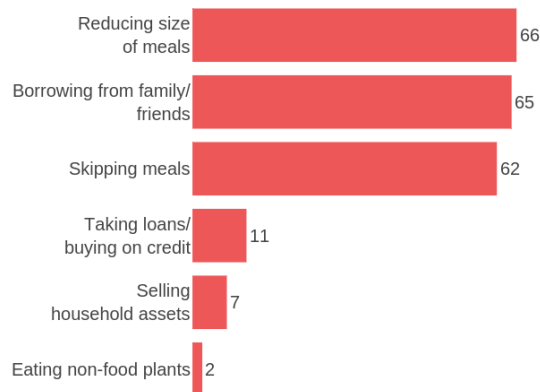
Communities assessed: 88/745
Sub-districts assessed: 12/16



Livelihoods

In April, as was the case in previous months, coping strategies to deal with a lack of resources commonly included reducing meal size, followed by borrowing money from family and friends and skipping meals. Extreme food-based strategies such as eating non-food plants, spending days without eating and eating food waste were reported in Um Tlul, Al-Malikeyyeh sub-district, Jawadiyah, Mjerinat Mahal, Tal Hmis sub-district and Khweitleh Yarubiyeh.

Most common coping strategies [CL²: 3/3]

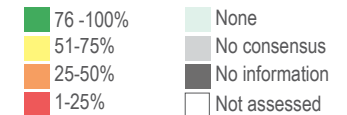
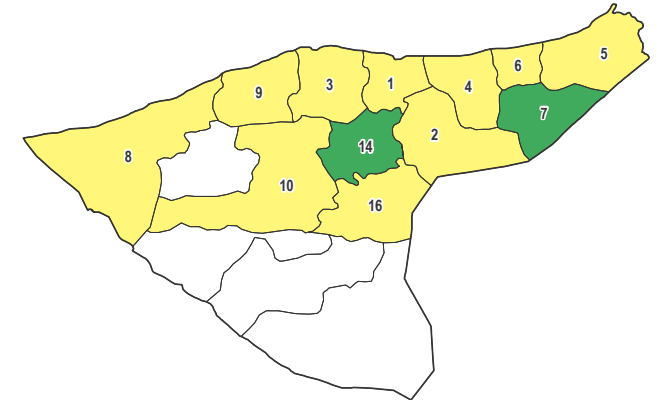


of communities reported

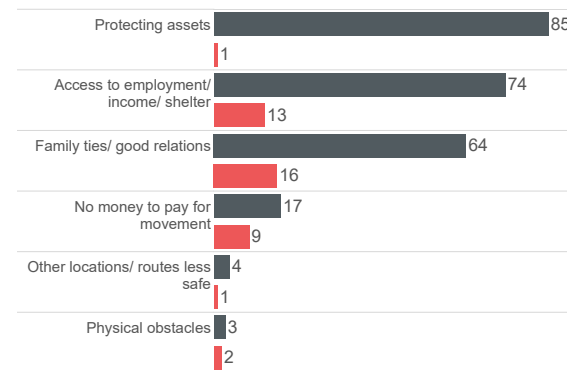
Displacement

More than half of the pre-conflict population remained in most of the communities assessed. Where pre-conflict populations left, it was mainly due to a loss of assets and reduced access to basic services. Pre-conflict populations overwhelmingly stayed in their communities of origin in order to protect their assets, because they had access to income, employment and/or shelter and due to family ties, as was the case in previous months. IDPs were reportedly present in eighteen of the assessed communities. Where IDPs were present, a good relationship with the host community, as well as access to income, employment and shelter, were the most commonly reported reasons for remaining.

Most commonly reported % of original population remaining per sub-district (excluding IDPs) [CL²: 2/3]

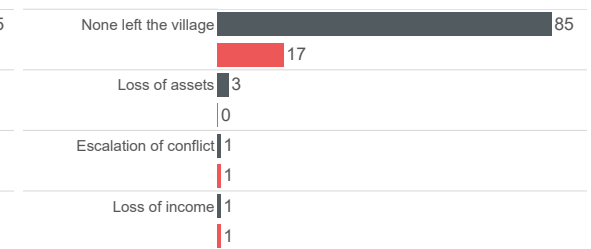


Most common reasons for staying: IDPs vs host population [CL²: 2/3]

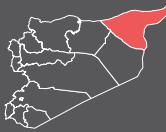


■ Host population ■ IDPs

Most common reasons for leaving: IDPs vs host population [CL²: 3/3]

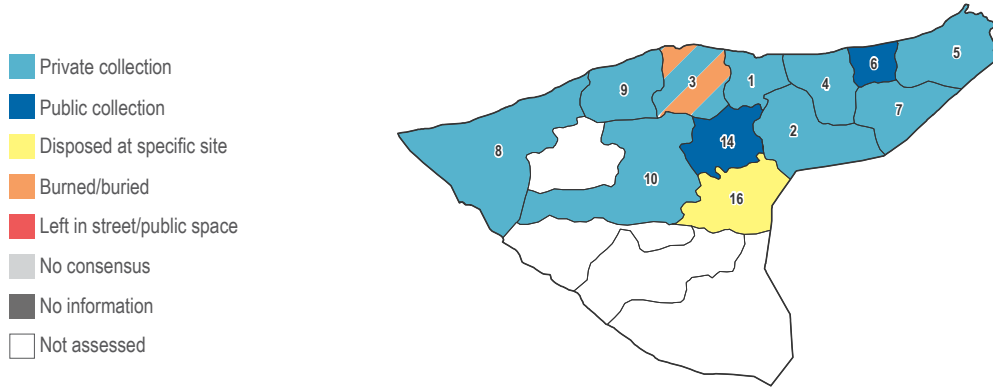


of communities reported

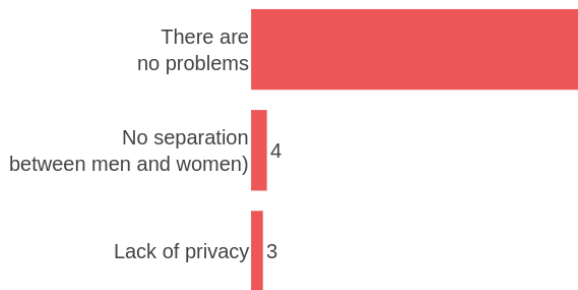


WASH

Most common form of garbage disposal [CL¹: 3/3]

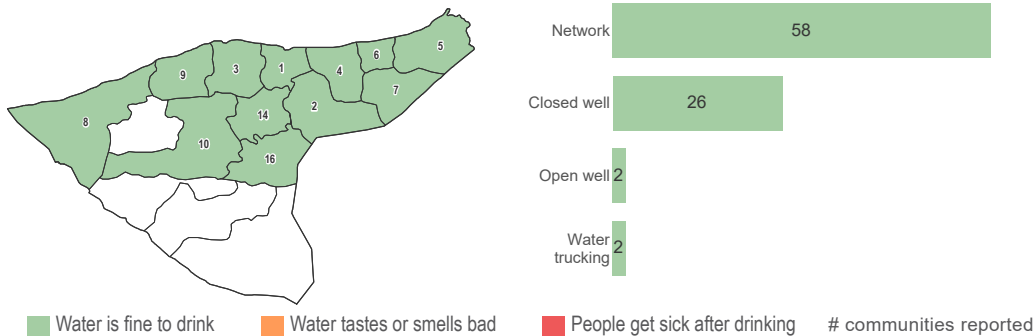


Problems with latrines [CL¹: 3/3]



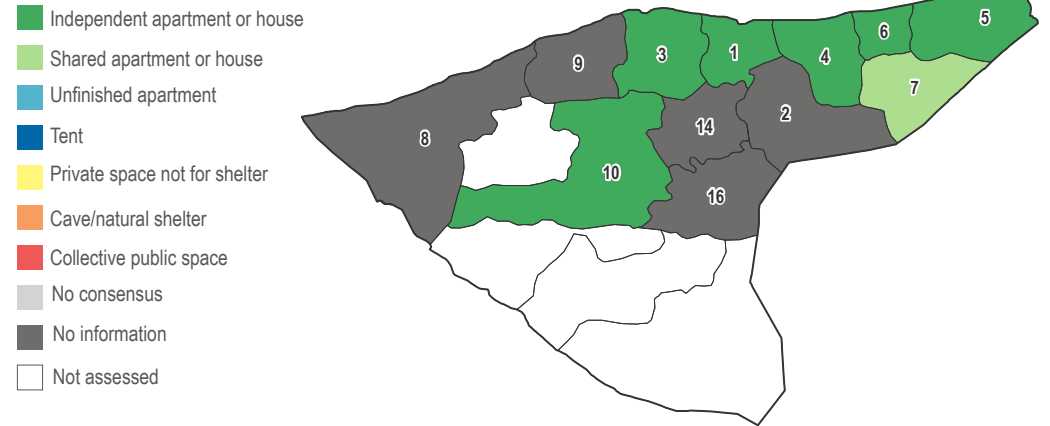
In April, the most common source of drinking water was the water network, reported in 58 of the communities assessed. Closed wells were the second most common source. Water was reportedly fine to drink in all communities assessed. Issues with latrines were reported in four communities, a lack of separation between men and women was the most commonly reported barrier to accessing latrines.

Most common drinking water source and status [CL¹: 3/3]



Shelter

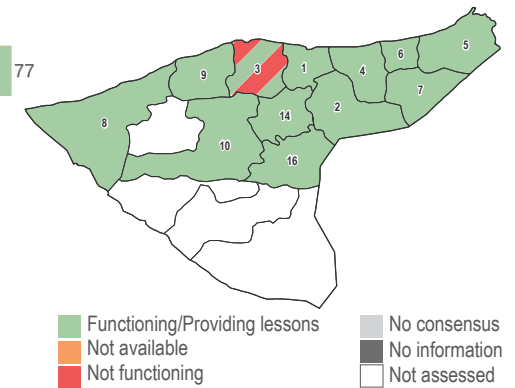
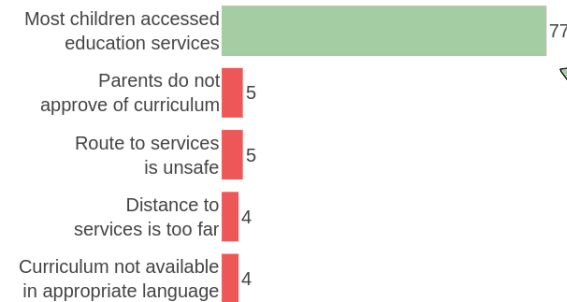
Most common shelter lived in by IDPs [CL¹: 2/3]



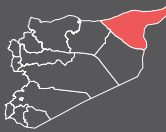
The average reported rent price² in the governorate (6,303 SYP) was lower than the average rent paid across the country (7,114 SYP). The lowest rent prices per room were reported in Qamishli (Big Jirnik) (2,500 SYP), the highest in Al Mufti; Al Rusafa (12,500 SYP).

Education

Most common reasons why children did not attend school [CL¹: 3/3]

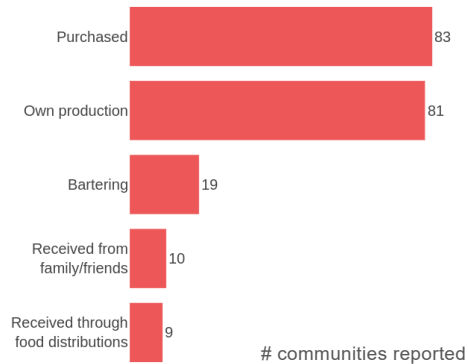


In April, most children attended school. Unsafe routes and parents not approving of available curricula, followed by the curricula not being in the appropriate language and long distances to educational facilities were the most commonly reported barriers.

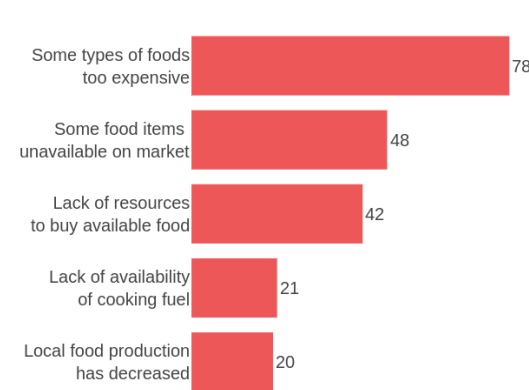


Food Security

Most common sources of obtaining food [CL¹: 3/3]

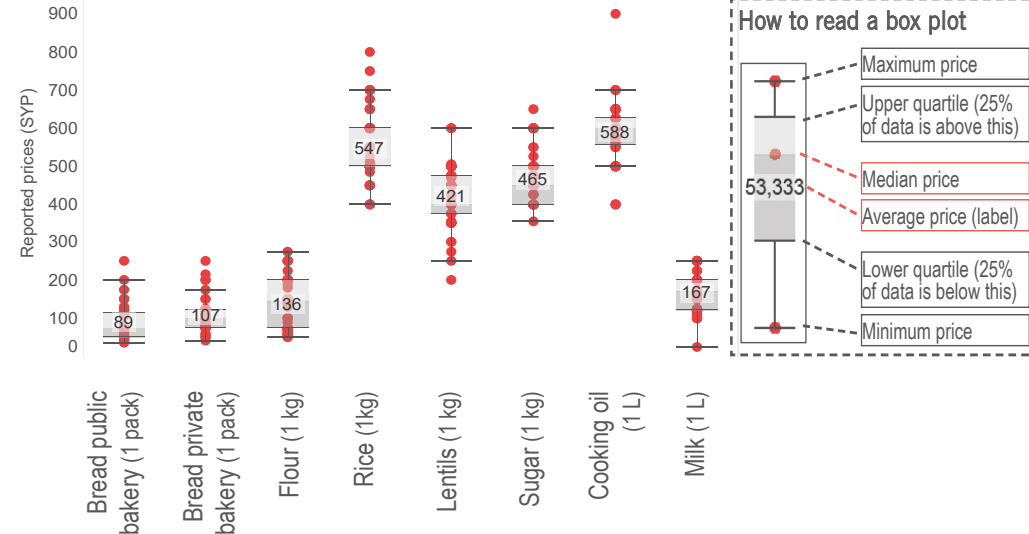


Challenges to accessing food [CL¹: 3/3]



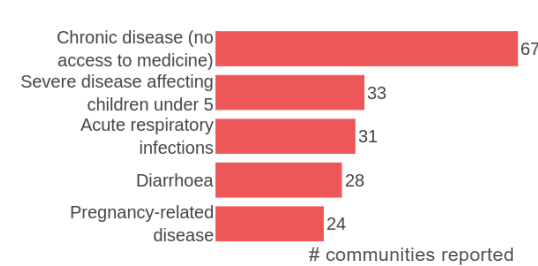
As was the case in previous months, nearly all assessed communities reported purchasing and home production as the most common means of procuring food. Conversely, the most common barriers to accessing food on markets were the high prices of some items, the unavailability of certain items and a lack of resources to buy available food. A lack of cooking fuel and a decrease in local food production were also reported.

Prices of food items² [CL¹: 2/3]

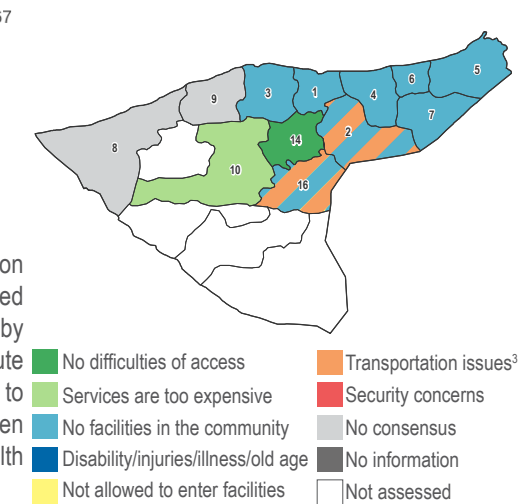


Health

Reported health problems [CL¹: 2/3]



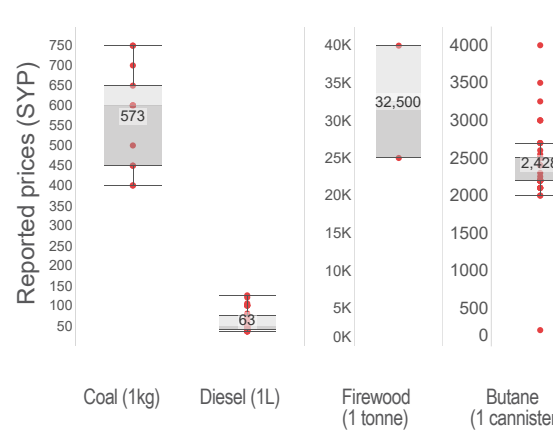
Reported barriers to accessing healthcare [CL¹: 2/3]



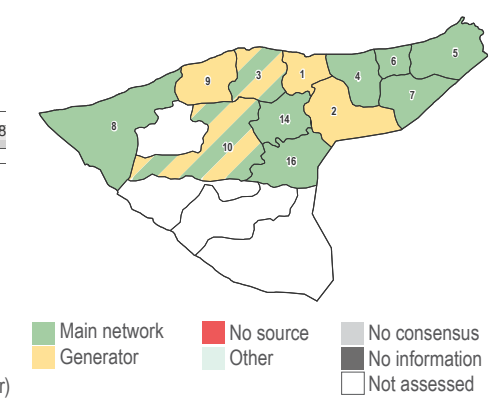
Chronic disease was reportedly the most common health problem across the communities assessed in April, as had been the case in March, followed by severe disease affecting children under five, acute respiratory infections and diarrhoea. Barriers to accessing health care were reported in seventy-seven communities, seventy of which reported that no health facilities were available in their community.

NFIs

Prices of fuel sources² [CL¹: 2/3]



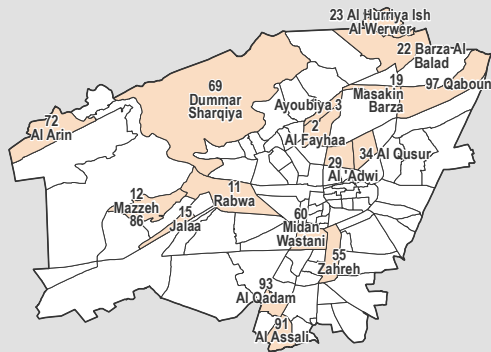
Most common source of electricity [CL¹: 3/3]



In April, more than half of the communities assessed reported relying on the main network as their primary source of electricity, followed by reliance on a generator. Fuel shortages were reported in five communities, marking a notable decrease compared to March.



Coverage map

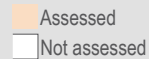


Context

Damascus governorate currently hosts an estimated 651,000 internally displaced persons and 1,218,837 people in need of assistance. Many IDPs originate from within the governorate.¹

Coverage

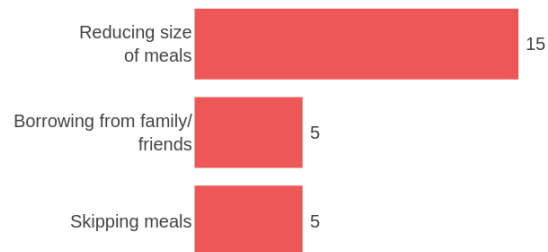
Neighbourhoods assessed: 17/97



Livelihoods

As was the case in March, the most commonly reported strategy to cope with a lack of income was reducing the size of meals, followed by borrowing money from family and friends and skipping meals. In contrast to March, no extreme food-based strategies were reported in April.

Most common coping strategies [CL²: 3/3]

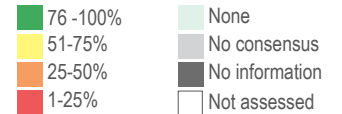
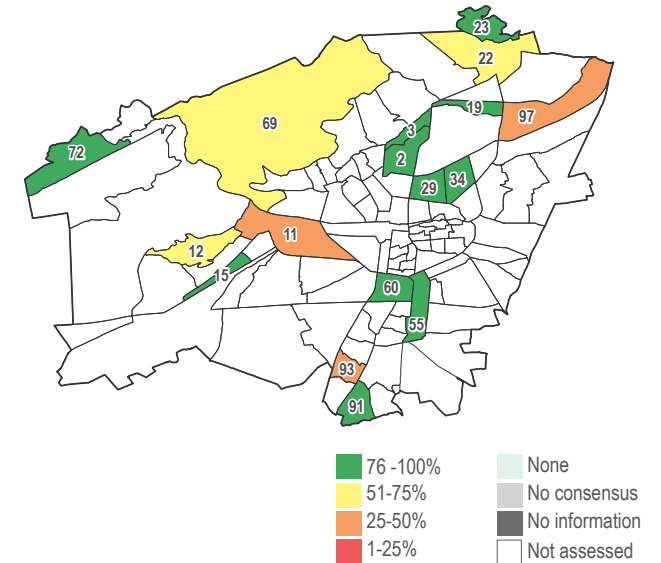


neighbourhoods reported

Displacement

In most neighbourhoods it was reported that between 76% and 100% of the pre-conflict population remained. Neighbourhoods where less than 25% of the pre-conflict population was left were Qaboun, Rabwa and Al Qadam. The most commonly reported reasons for pre-conflict populations to remain in their neighbourhoods were family ties and the protection of assets. IDPs were reportedly present in all neighbourhoods assessed. A lack of resources for movement, siege, and access to employment, shelter and other basic services were the most commonly reported reasons for IDPs to remain in their host neighbourhoods.

Most commonly reported % of original population remaining per sub-district (excluding IDPs) [CL²: 2/3]

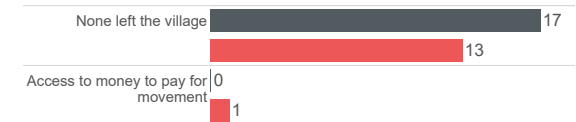


Most common reasons for staying: IDPs vs host population [CL²: 2/3]



■ Host population ■ IDPs

Most common reasons for leaving: IDPs vs host population [CL²: 3/3]



of neighbourhoods reported

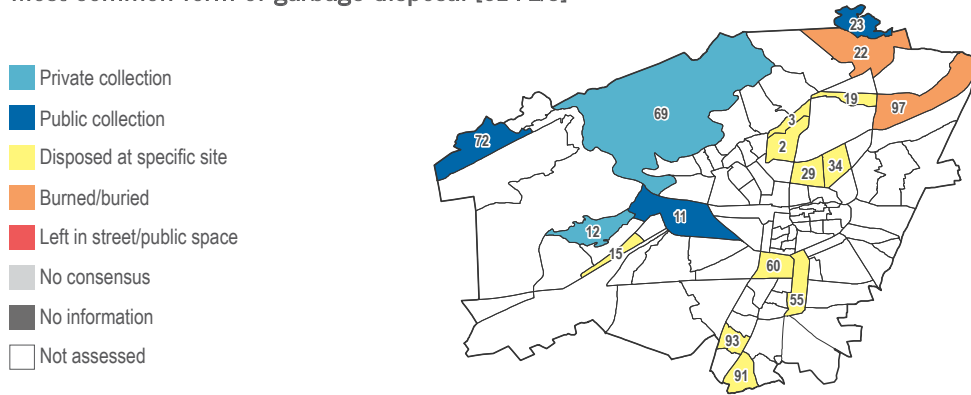


Humanitarian Situation Overview in Syria (HSOS) Damascus Governorate


May 2017

WASH

Most common form of garbage disposal [CL¹: 2/3]

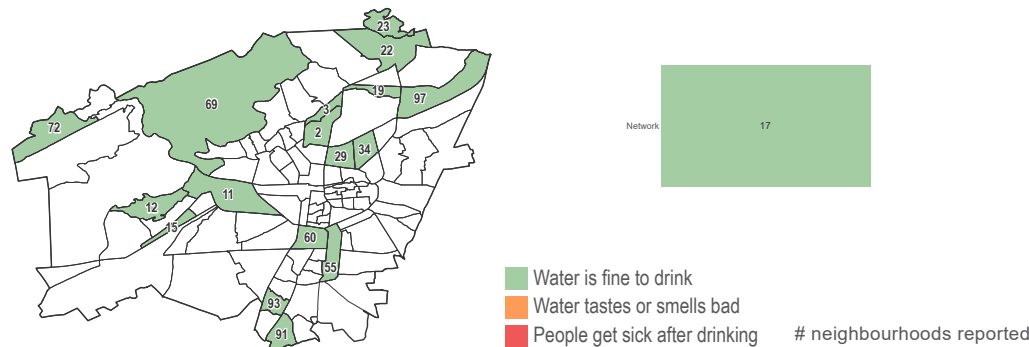


Problems with latrines [CL¹: 3/3]



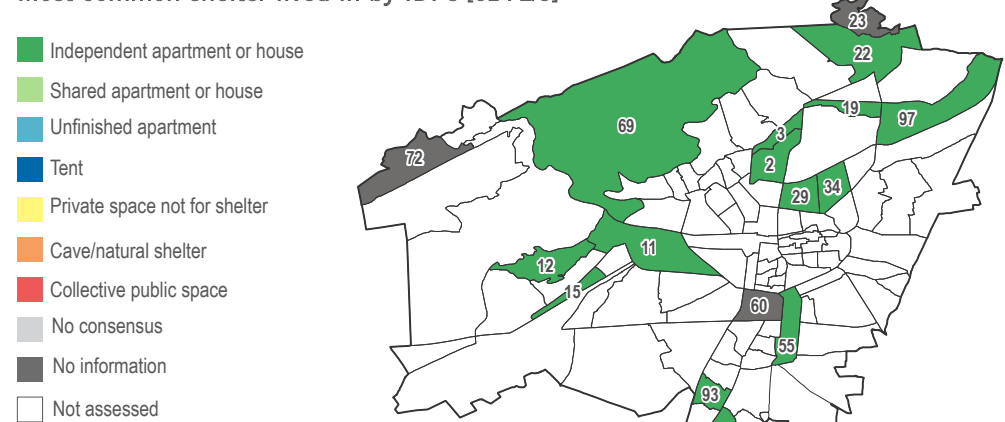
All assessed neighbourhoods relied on the network as the main drinking water source and water was reportedly fine to drink in all neighbourhoods. Only one community reported a problem with latrines, as there was no separation between men and women in Dummar Sharqiya.

Most common drinking water source and status [CL¹: 3/3]



Shelter


Most common shelter lived in by IDPs [CL¹: 2/3]



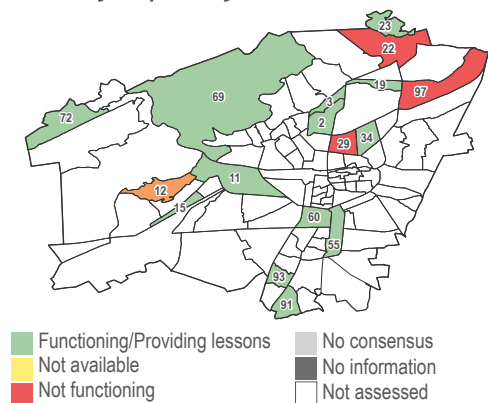
The average reported rent price² in the governorate (19,188 SYP) was higher than the average rent paid across the country (7,114 SYP). The lowest rent prices per room were reported in Al Hurriya Ish Al Werwer; Al Arin (3,500 SYP), the highest in Al Fayhaa; Al Qusur; Al 'Adwi; Jalaa (37,500 SYP).

Education

Most common reasons why children did not attend school [CL¹: 2/3]



Availability of primary schools [CL¹: 3/3]

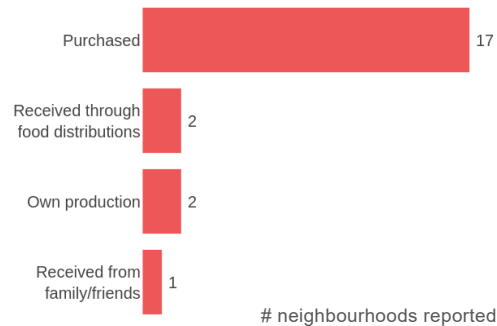


Most children attended school in Damascus in April. A lack of teaching staff and school supplies were reported as barriers to children attending educational services in Barza Al Balad. In Qaboun a lack of teaching staff and unsafe routes to educational facilities resulted in not all children attending school.

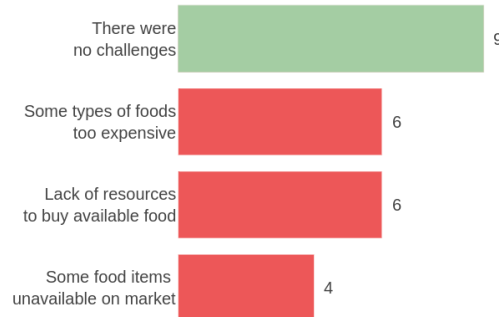


Food Security

Most common sources of obtaining food [CL¹: 3/3]

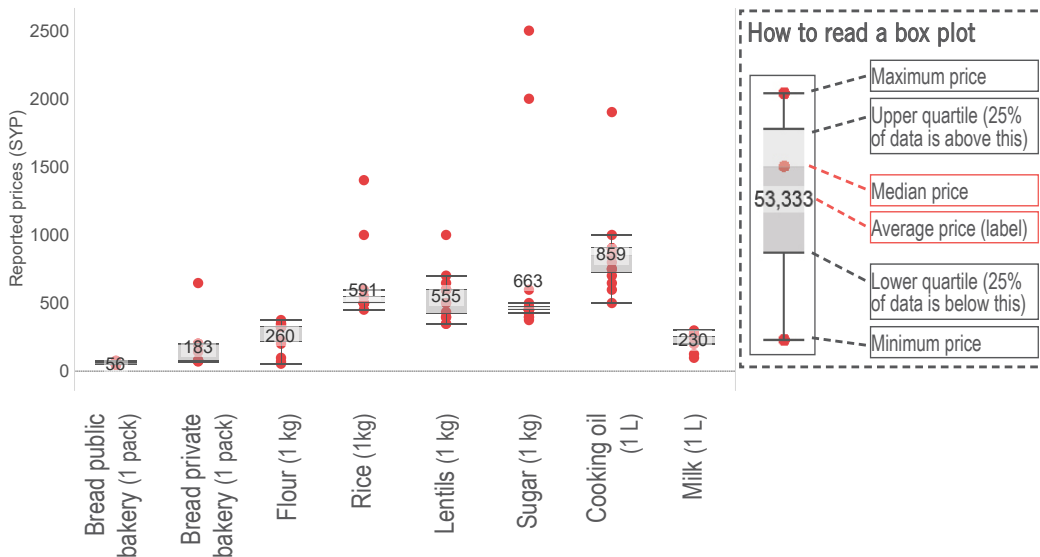


Challenges to accessing food [CL¹: 3/3]



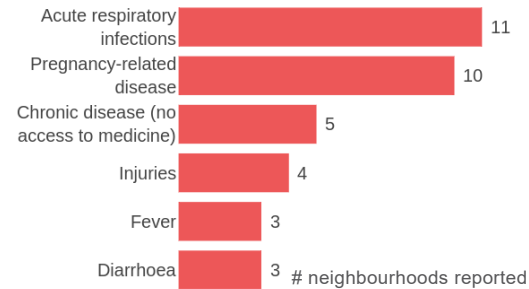
In a majority of neighbourhoods it was reported that populations purchased their food. Food distributions were reported in Al Hurriya, Ish Al Werwer and Al Arin. A lack of resources to buy available food and high food prices of certain food items were the most commonly reported barriers to accessing food in April.

Prices of food items² [CL¹: 2/3]

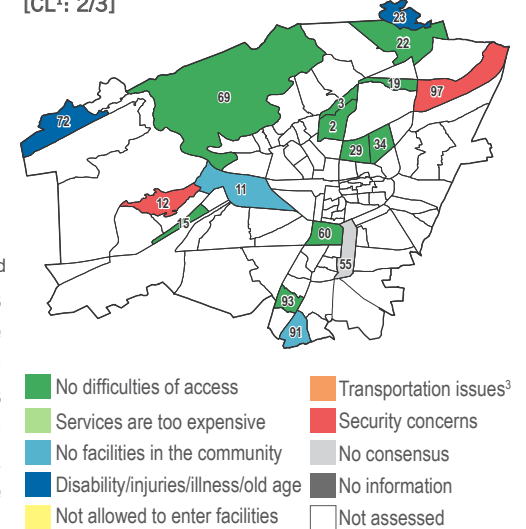


Health

Reported health problems [CL¹: 2/3]



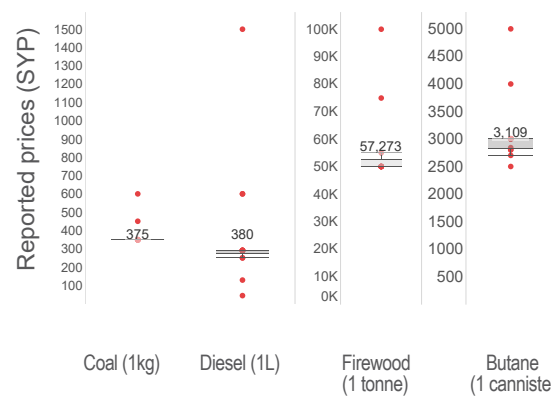
Reported barriers to accessing healthcare [CL¹: 2/3]



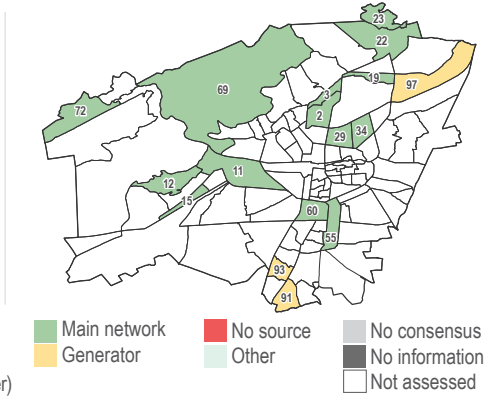
In April, the most commonly reported health concerns were acute respiratory infections, as had been the case in previous months, and pregnancy-related disease. Where barriers to accessing health services were reported, security concerns over travelling to facilities were commonly highlighted. In Rabwa and Al Assali there were reportedly no health care facilities available.

NFIs

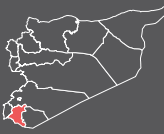
Prices of fuel sources² [CL¹: 3/3]



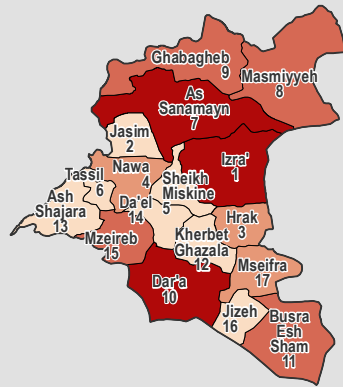
Most common source of electricity [CL¹: 3/3]



A majority of neighbourhoods relied on the network as their main electricity source. Fuel shortages were reported in Qaboun, Barza Al Balad and Dummar Sharqiya. Common coping strategies to deal with a lack of fuel included cutting trees for wood and burning agricultural apparel. In Qaboun there was reportedly no source of electricity.



Coverage map

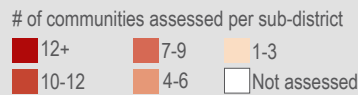


Context

Dar'a governorate currently hosts 329,928 internally displaced persons and 660,426 people in need of assistance. Many IDPs originate from within the governorate.¹

Coverage

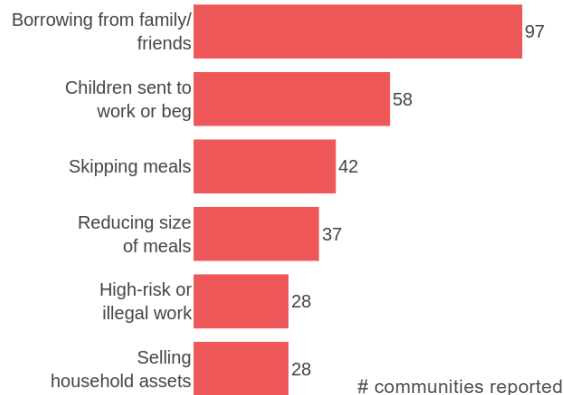
Communities assessed: 116/141
Sub-districts assessed: 17/17



Livelihoods

In April, borrowing money from family and friends was the most commonly reported coping strategy to deal with a lack of income, as had been the case in March. 58 communities reported that children were being sent to work or beg. Extreme food-based coping strategies such as spending days without eating were reported in Qirata, Izra' sub-district.

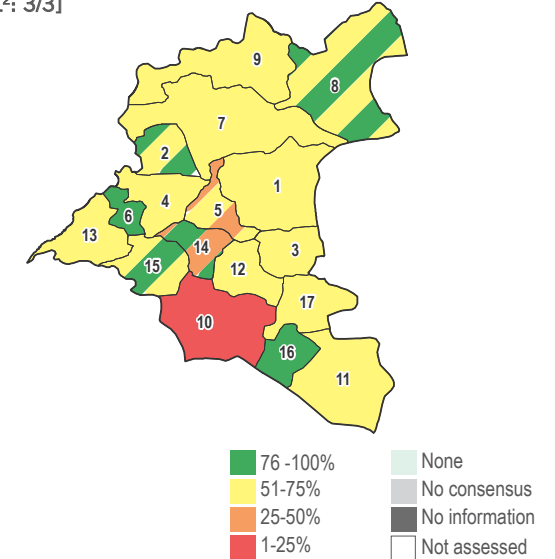
Most common coping strategies [CL²: 3/3]



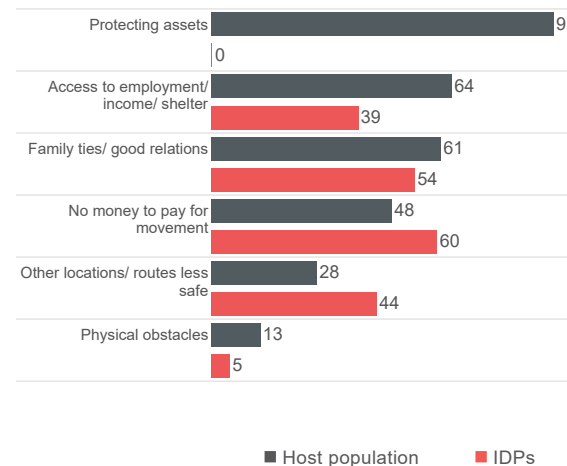
Displacement

In a majority of communities assessed, more than half of the pre-conflict population remained. No pre-conflict population was reportedly left in Al Yarmouk, Arbaine, Karak, Baath, Rikhim, Mlihet Elatash and Malzume which marks an increase in communities without pre-conflict populations compared to March³. The most common reasons for pre-conflict populations to leave their communities of origin were reportedly an escalation of conflict followed by a loss of income. Where pre-conflict populations were present, the most commonly reported reasons for remaining were the protection of assets, access to employment, income and shelter as well as family ties. IDPs were reportedly present in seventy-nine communities. Among these, thirty communities reported new IDP arrivals in April, the largest numbers of IDPs arriving in Zayzun, Mzeireb sub-district and Jasim. The main reported reasons for IDPs to remain were a lack of money to pay for movement as well as family ties and/or a good relationship with host communities.

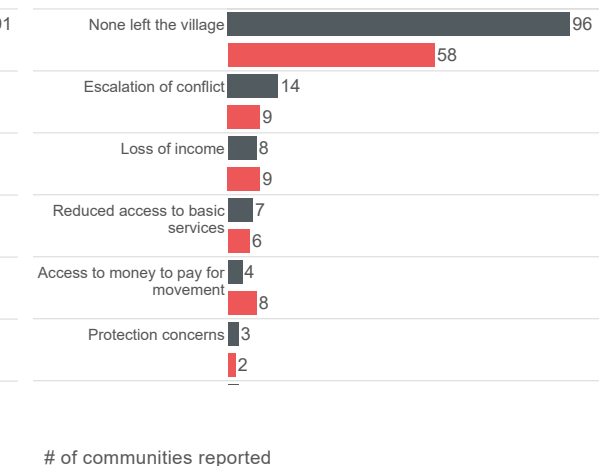
Most commonly reported % of original population remaining per sub-district (excluding IDPs) [CL²: 3/3]

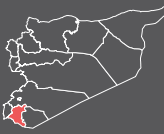


Most common reasons for staying: IDPs vs host population [CL²: 3/3]



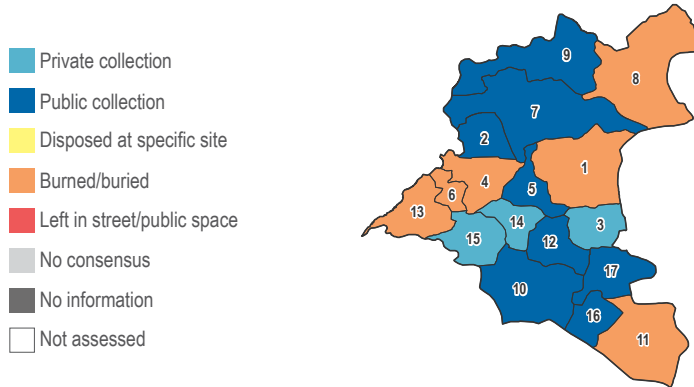
Most common reasons for leaving: IDPs vs host population [CL²:3/3]



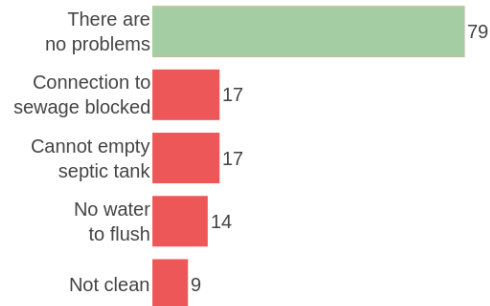


WASH

Most common form of garbage disposal [CL¹: 2/3]

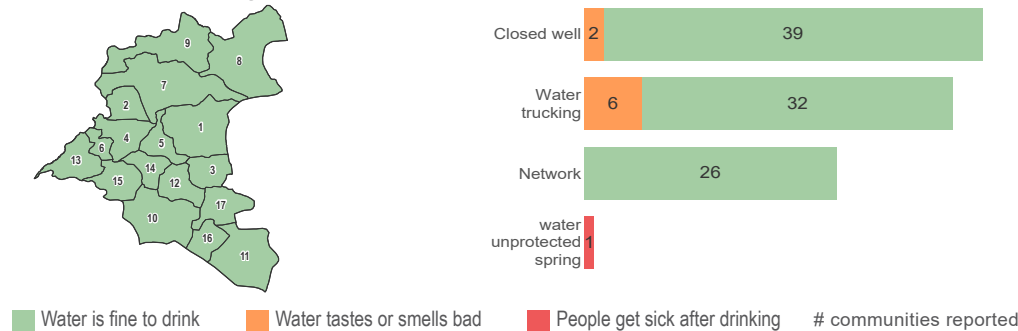


Problems with latrines [CL¹: 3/3]



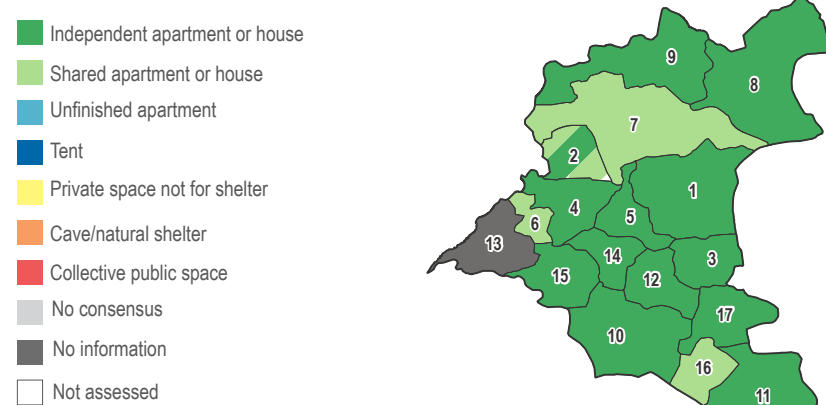
In April, assessed communities mostly relied on closed wells, water trucking and the network as their main source of drinking water. In Hit, Ash-Shajara sub-district, residents were reportedly relying on surface water from an unprotected spring. A majority of communities in each sub-district reported that water is fine to drink. In Hit it was reported that people got sick after drinking water and in Mataeyieh, Neimeh, Masikeh-Lajat, Qadessiyeh, Quneitra, Alabbasia, Al Sad and Bahar water reportedly tasted and smelt bad. The most commonly reported problems with latrines were the inability to empty septic tanks and blocked connections to the sewer.

Most common drinking water source and status [CL¹: 3/3]



Shelter

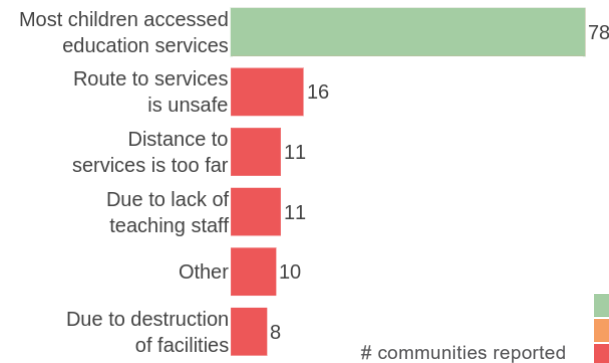
Most common shelter lived in by IDPs [CL¹: 3/3]



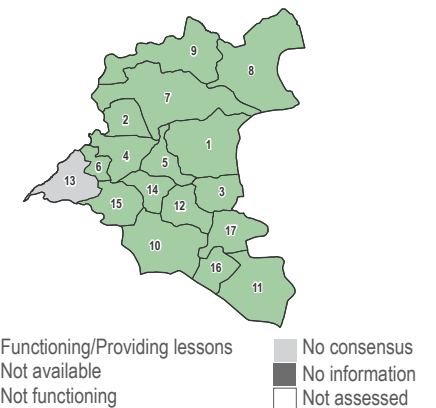
The average reported rent price² in the governorate (8,368 SYP) was higher than the average rent paid across the country (7,114 SYP). The lowest rent prices per room were reported in Nasriyeh; Qarfa (2,750 SYP), the highest in Ghasm; Jizeh; Tal Shihab; Nasib (17,500 SYP).

Education

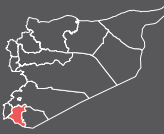
Most common reasons why children did not attend school [CL¹: 3/3]



Availability of primary schools [CL¹: 3/3]

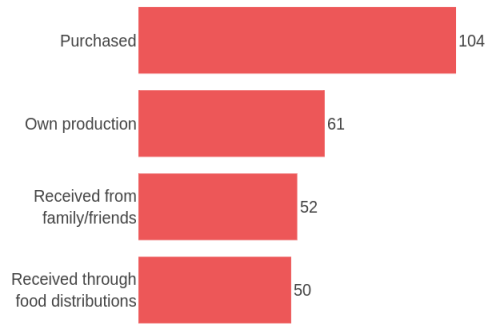


All children reportedly attended school in a majority of communities in April. Primary school facilities were reportedly not functioning in 12 of the communities assessed, while unsafe routes and long distances to nearest services were the other most commonly reported barriers to education.

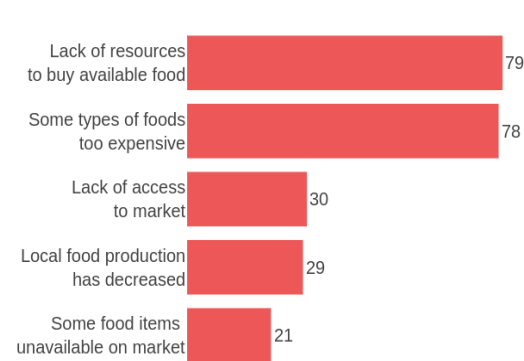


Food Security

Most common sources of obtaining food [CL¹: 3/3]



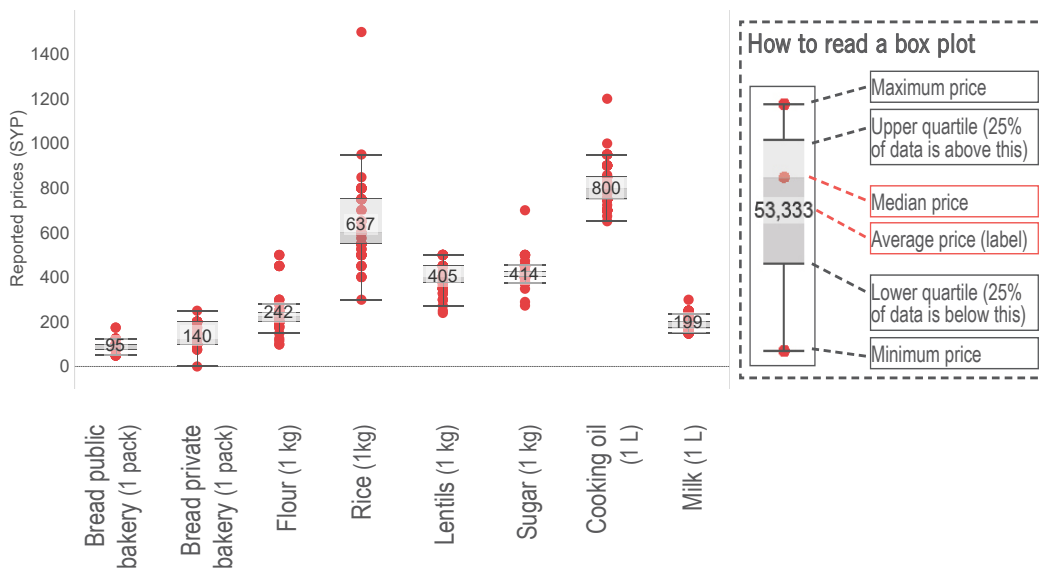
Challenges to accessing food [CL¹: 3/3]



communities reported

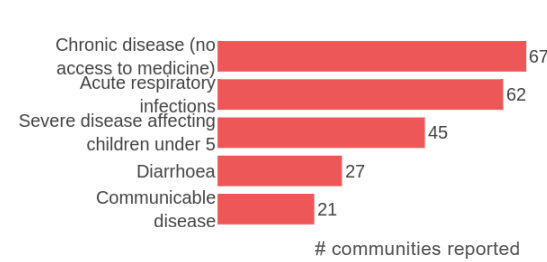
In April, a majority of communities reportedly obtained their food through purchases, followed by own production and receiving food from relatives and friends. Food distributions were reported in 50 of the communities assessed. As was the case in March, the main reported barriers to accessing food were a lack of financial resources to purchase available food and the high prices of available food items.

Prices of food items² [CL¹: 3/3]

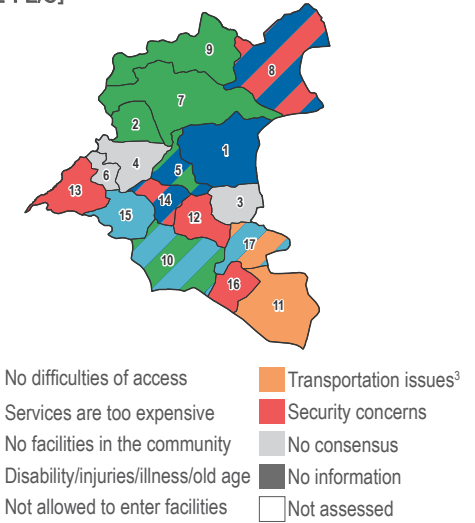


Health

Reported health problems [CL¹: 2/3]



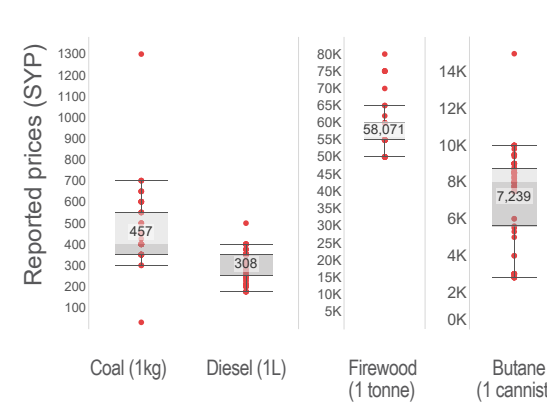
Reported barriers to accessing healthcare [CL¹: 2/3]



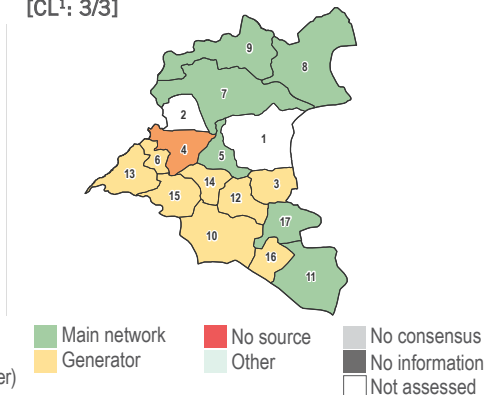
Chronic disease, acute respiratory infections and severe disease affecting children aged under five were the most commonly reported health concerns in April. Malnutrition was reported in Smad, Yadudeh, Najih, Bweir and Nahta communities. Forty communities reported having no health care facilities in their area. Security concerns around travel to health facilities and the cost of transportation to health facilities were the other most commonly cited barriers to health care.

NFIs

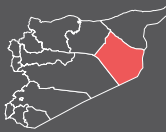
Prices of fuel sources² [CL¹: 2/3]



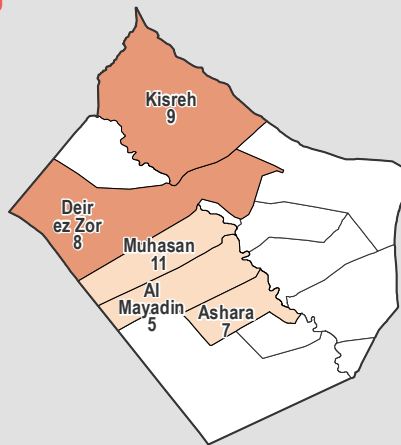
Most common source of electricity [CL¹: 3/3]



Generators and the main network were the main electricity sources in April, while no electricity source was reportedly available Jlein, Mzeireb sub-district and Jisri, As-SanaAprin sub-district. Fuel shortages were experienced in 55 communities. Burning plastics, cutting trees to burn and burning agricultural apparel were the most common coping strategies to deal with the lack of fuel.



Coverage map

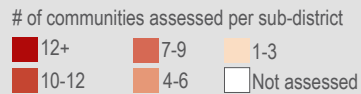


Context

Deir ez Zor governorate currently hosts an estimated 181,915 internally displaced persons (IDPs) and 828,003 people in need of assistance. Many IDPs originate from within the governorate¹

Coverage

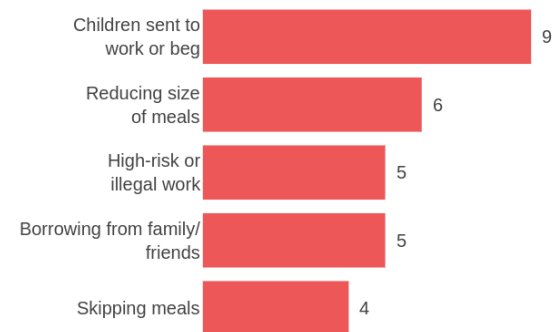
Communities assessed: 17/133
Sub-districts assessed: 5/14



Livelihoods

In April, sending children to work or beg was the most commonly reported strategy to cope with a lack of income, followed by reducing the size of meals, high-risk or illegal work and borrowing money from family and friends. As in March, extreme food-based coping strategies such as eating non-food plants and spending days without eating were reported in Al Thawra Al Jourah, within Deir ez Zor city.

Most common coping strategies [CL²: 3/3]

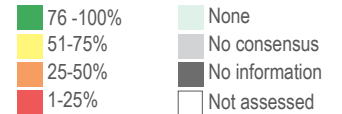
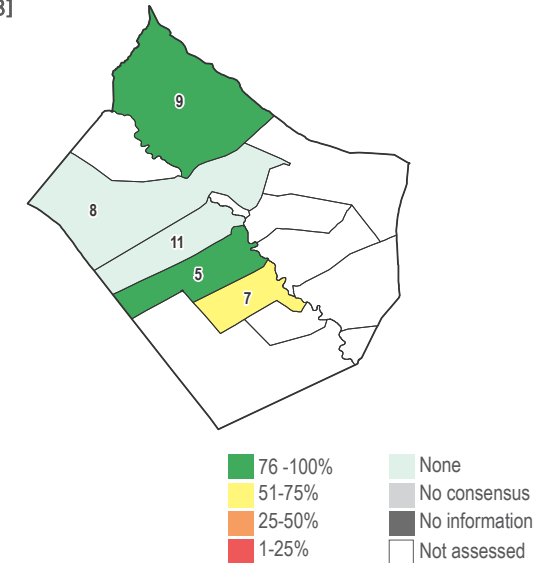


of communities reported

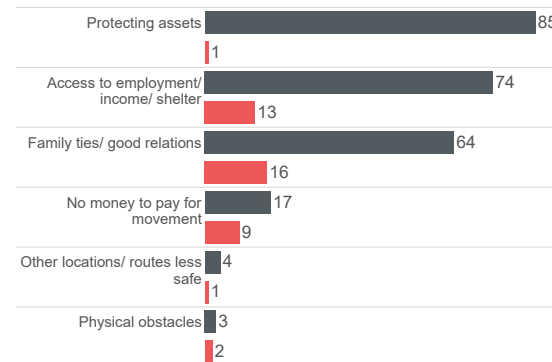
Displacement

No pre-conflict populations were reportedly left in six of the communities assessed, most of which were located within Deir ez Zor sub-district³. Most of the other communities reported that at least half of the pre-conflict population remained. The most common reasons for pre-conflict populations to leave their communities of origin were reportedly an escalation of conflict, a loss of assets and protection concerns. IDPs were reportedly present in six of the communities assessed and new IDP arrivals were reported in Al Apriladin. IDPs reportedly stayed in their host communities mainly due to a lack of financial resources to pay for travel.

Most commonly reported % of original population remaining per sub-district (excluding IDPs) [CL²: 2/3]

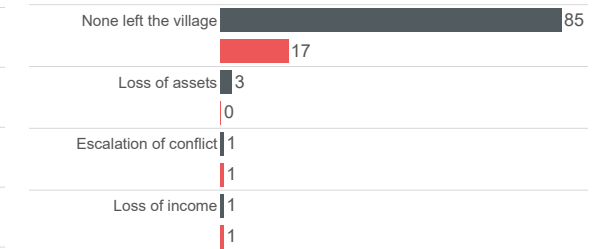


Most common reasons for staying: IDPs vs host population [CL²: 2/3]

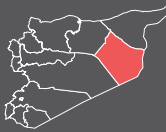


■ Host population ■ IDPs

Most common reasons for leaving: IDPs vs host population [CL²: 3/3]



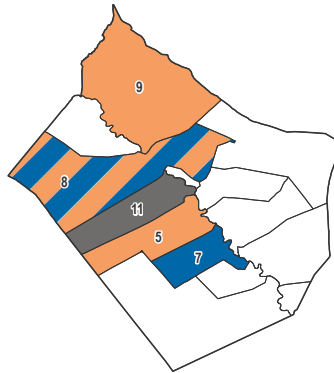
of communities reported



WASH

Most common form of garbage disposal [CL¹: 3/3]

- Private collection
- Public collection
- Disposed at specific site
- Burned/buried
- Left in street/public space
- No consensus
- No information
- Not assessed

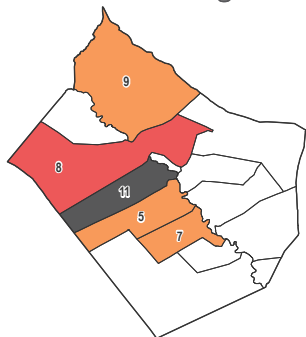


Problems with latrines [CL¹: 3/3]

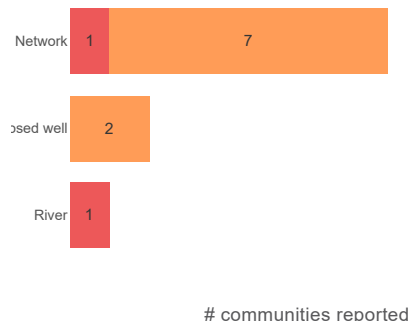


During April, the water network was reportedly the most common source of drinking water. In Al Thawra Al Jourah the main water source was the river. As was the case in March, drinking water either tasted or smelt bad in all of the communities assessed, apart from in Al Thawra Al Jourah and Sbeikhan where people got sick after drinking water. Where problems with latrines were reported, a lack of water for flushing and problems with the connection to the sewer were the most common.

Most common drinking water source and status [CL¹: 3/3]



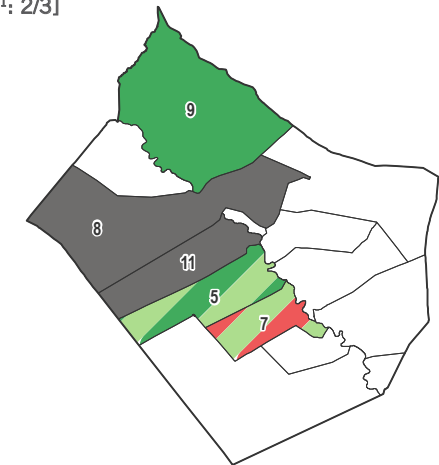
- Water is fine to drink
- Water tastes or smells bad
- People get sick after drinking



Shelter

Most common shelter lived in by IDPs [CL¹: 2/3]

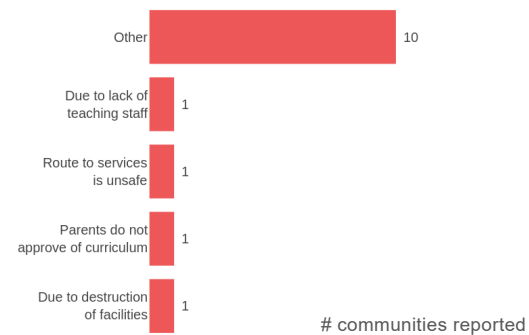
- Independent apartment or house
- Shared apartment or house
- Unfinished apartment
- Tent
- Private space not for shelter
- Cave/natural shelter
- Collective public space
- No consensus
- No information
- Not assessed



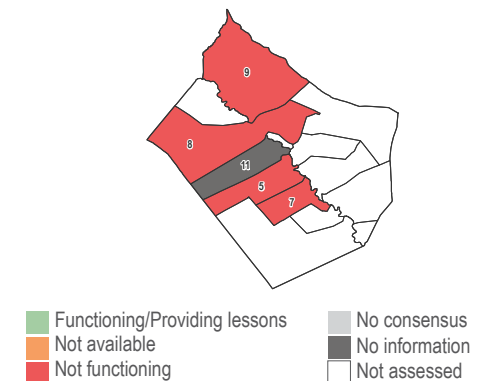
The average reported rent price² in the governorate (4,750 SYP) was lower than the average rent paid across the country (7,114 SYP). The lowest rent prices per room were reported in Kasra (2,500 SYP), the highest in Al Mayadin (8,000 SYP).

Education

Most common reasons why children did not attend school [CL¹: 2/3]

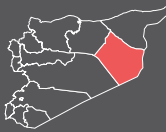


Availability of primary schools [CL¹: 3/3]



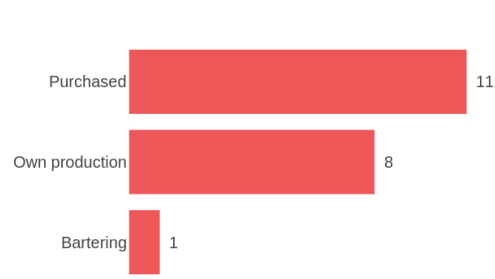
- Functioning/Providing lessons
- Not available
- Not functioning
- No consensus
- No information
- Not assessed

Like in March, where information was available, no primary or secondary education facility was reportedly functioning in any of the communities assessed. In all cases, this was primarily due to a decision of the authorities to stop existing services. Other barriers to accessing education included parents not approving of available curricula and a lack of teaching staff.

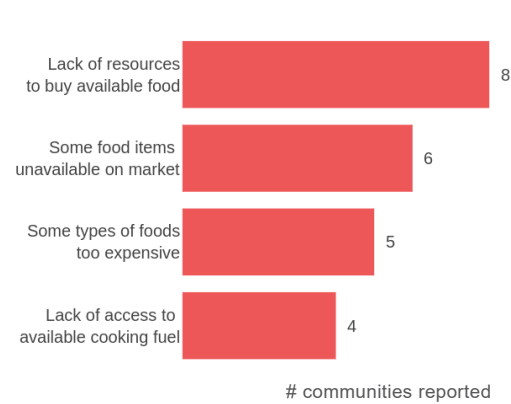


Food Security

Most common sources of obtaining food [CL¹: 3/3]

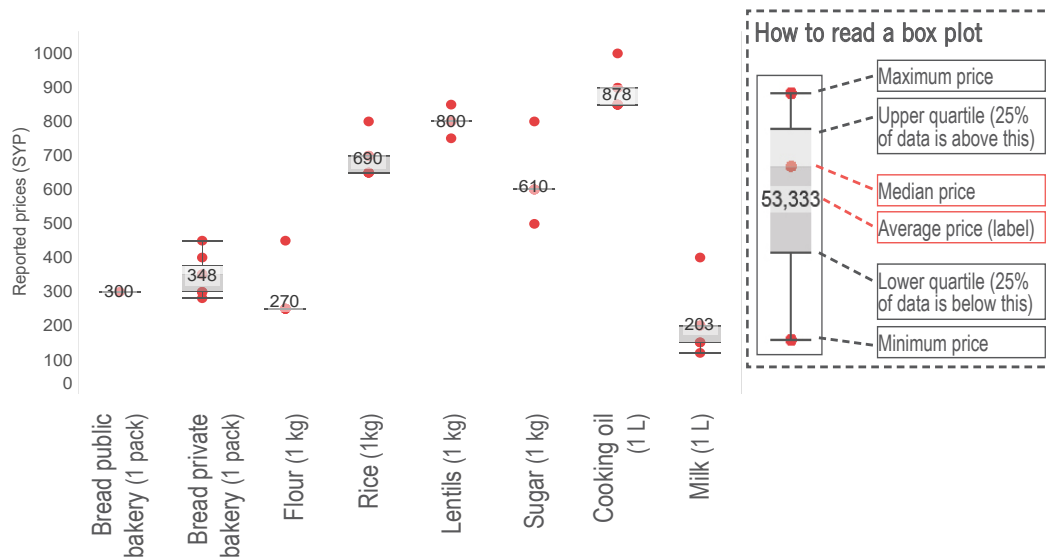


Challenges to accessing food [CL¹: 3/3]



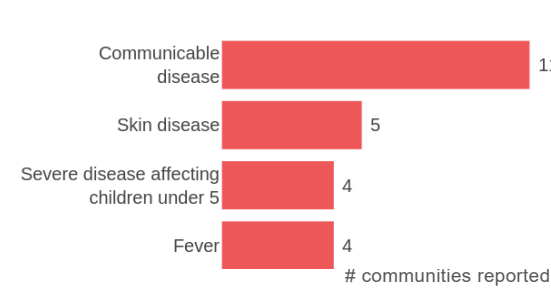
In most of the communities assessed, people were reportedly able to purchase food. A lack of financial resources, followed by the unavailability of some items on markets as well as the high cost of some food items were the most common challenges to accessing food in April.

Prices of food items² [CL¹: 3/3]

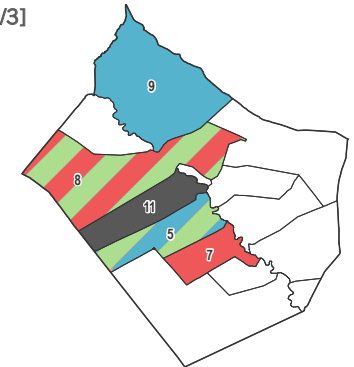


Health

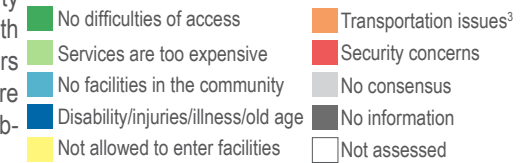
Reported health problems [CL¹: 2/3]



Reported barriers to accessing healthcare [CL¹: 2/3]

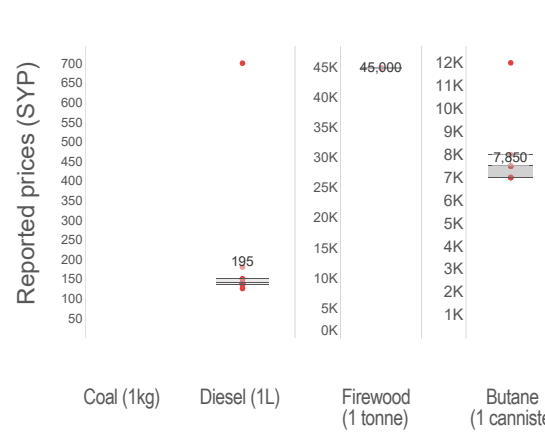


Communicable disease and skin disease were the most common health concerns in assessed communities in April. The high cost of medical services and security concerns around entering and remaining inside health facilities were the most frequently reported barriers to accessing health care. No health facilities were reportedly available in Kasra and Sawa, Kisreh sub-district and Saalu and Tiba in Al Apriladin sub-district.

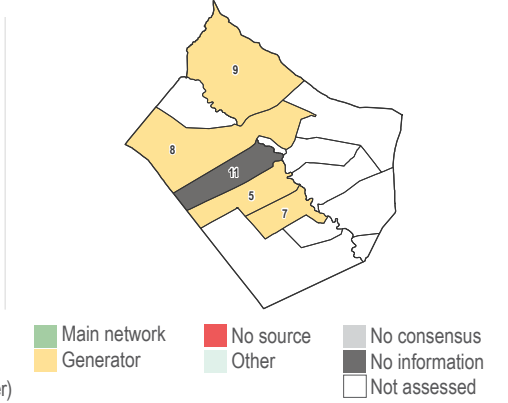


NFIs

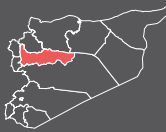
Prices of fuel sources² [CL¹: 2/3]



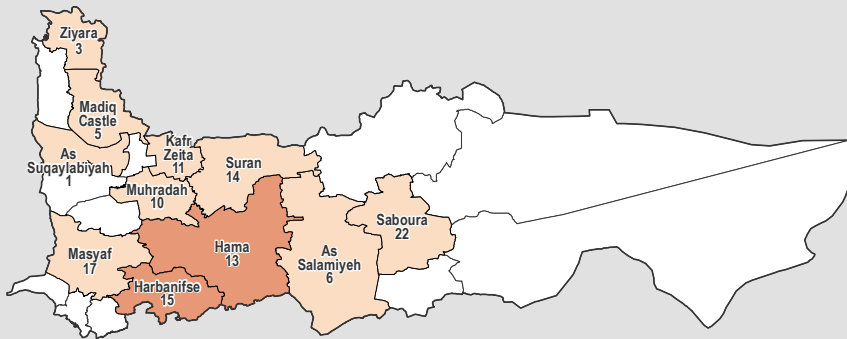
Most common source of electricity [CL¹: 3/3]



In April, most communities reported relying on generators as their primary source of electricity. Where information was available, most communities reported experiencing no fuel shortages with the exception of Al Thawra Al Jourah and Quriyeh, where burning furniture and burning waste were reported as coping strategies.



Coverage map

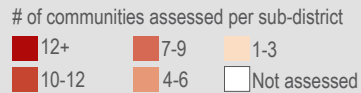


Context

Hama governorate currently hosts 261,350 internally displaced persons and 957,156 people in need of assistance. Access to the eastern parts of the governorate remains a challenge for humanitarian actors.¹

Coverage

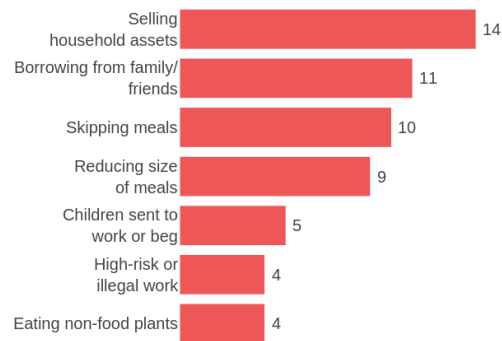
Communities assessed: 22/494
Sub-districts assessed: 11/22



Livelihoods

In April, selling household assets and borrowing money from family or friends were the most commonly reported strategies to cope with a lack of financial resources, followed by skipping meals. Extreme food-based coping strategies such as eating waste, eating non-food plants and spending days without eating were reported in Tal Ada, Qurtman-Qurret Dokar, Talaf, Latmana and Upper Amiqa. High risk, illegal work was reported in four communities.

Most common coping strategies [CL²: 3/3]

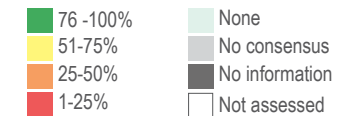
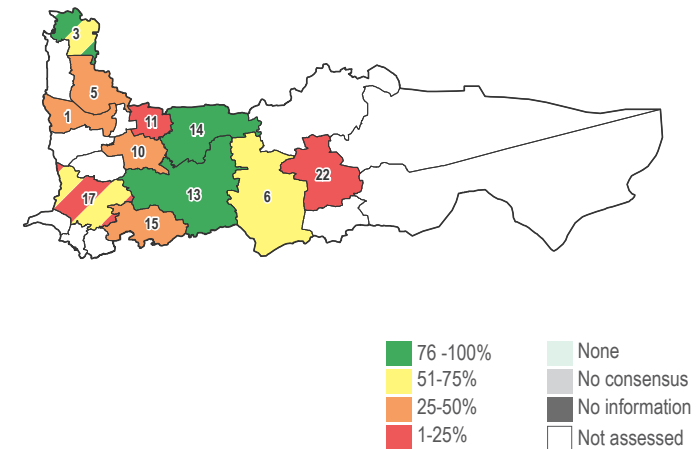


communities reported

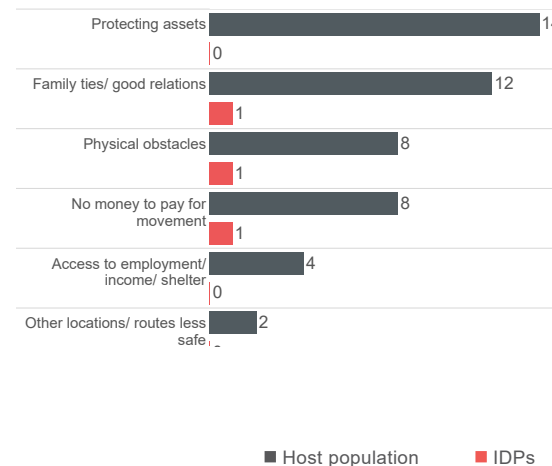
Displacement

Less than 25% of the pre-conflict population was left in three of the communities assessed, while in half of the communities assessed more than half of the pre-conflict population remained. Pre-conflict populations left all but five of the assessed communities, most commonly due to an escalation of conflict, a loss of income or a loss of assets. IDPs were reportedly present in Hawash, Madiq Castle sub-district. The main reported reasons for IDPs to stay in their host communities were physical obstacles, family ties and a good relation with the host community as well as a lack of money to pay for movement.

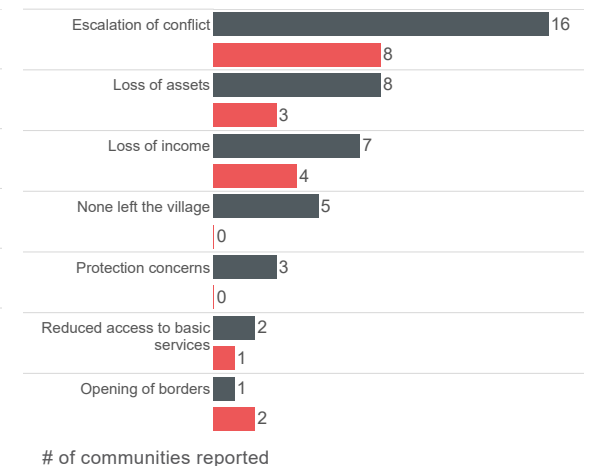
Most commonly reported % of original population remaining per sub-district (excluding IDPs) [CL²: 2/3]



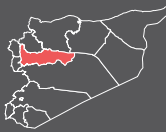
Most common reasons for staying: IDPs vs host population [CL²: 2/3]



Most common reasons for leaving: IDPs vs host population [CL²: 3/3]



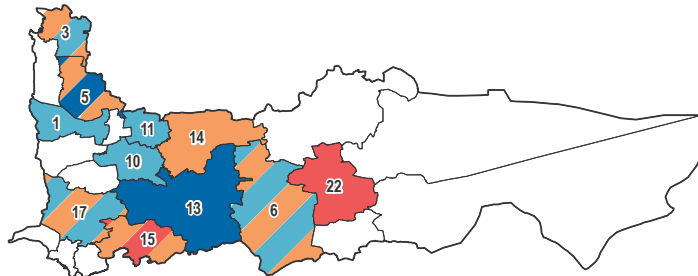
of communities reported



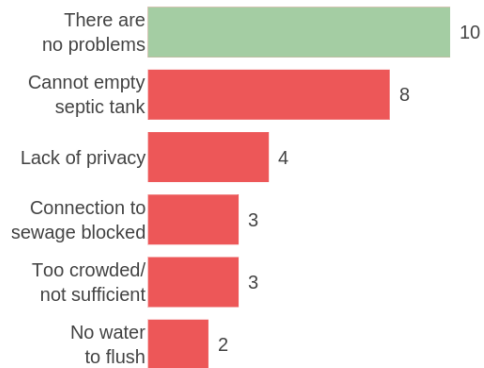
WASH

Most common form of garbage disposal [CL¹: 2/3]

- Private collection
- Public collection
- Disposed at specific site
- Burned/buried
- Left in street/public space
- No consensus
- No information
- Not assessed

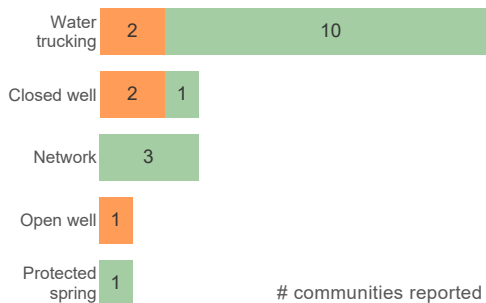
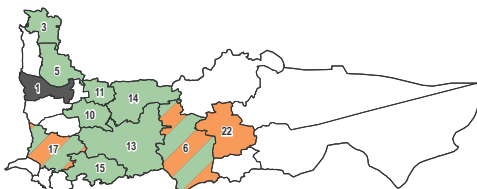


Problems with latrines [CL¹: 3/3]



Water trucking was reportedly the main source of drinking water in the communities assessed, followed by closed wells. An open well was reportedly the main water source in Tal Abdel Aziz. Sixteen communities reported having an insufficient amount of water to meet household needs, marking an increase compared to March. Water reportedly tasted or smelt bad in five communities. The most commonly reported issues with latrines were the inability to empty septic tanks followed by a lack of privacy.

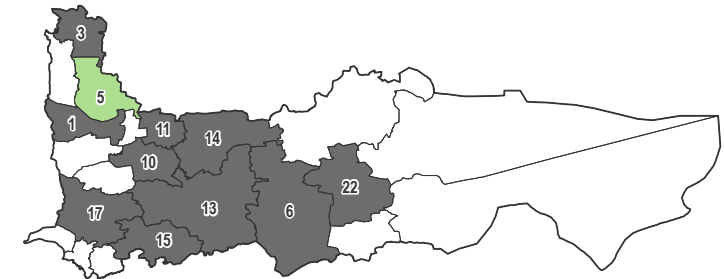
Most common drinking water source and status [CL¹: 3/3]



Shelter

Most common shelter lived in by IDPs [CL¹: 3/3]

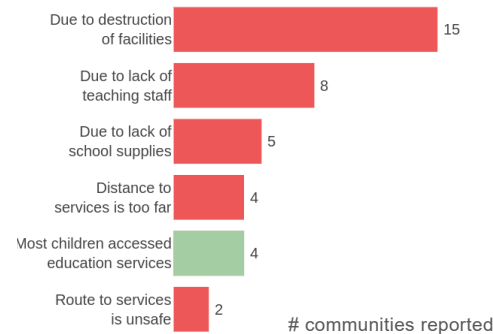
- Independent apartment or house
- Shared apartment or house
- Unfinished apartment
- Tent
- Private space not for shelter
- Cave/natural shelter
- Collective public space
- No consensus
- No information
- Not assessed



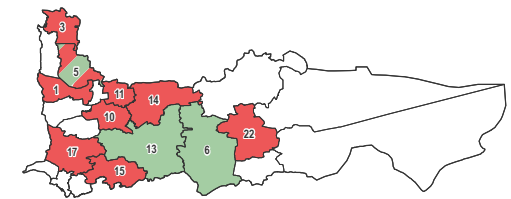
The average reported rent price² in the governorate could not be calculated due to a lack of information in most of the communities assessed.

Education

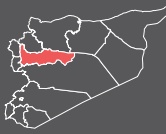
Most common reasons why children did not attend school [CL¹: 3/3]



Availability of primary schools [CL¹: 3/3]

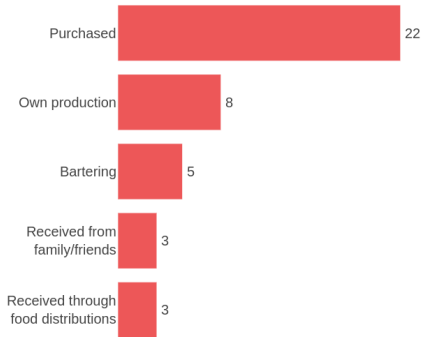


Where information was available, primary education services were reportedly not functioning in fifteen of the communities assessed. The number of non-functioning primary schools more than doubled compared to March. The most commonly reported barriers to children accessing education was the destruction of facilities, followed by a lack of teaching staff.

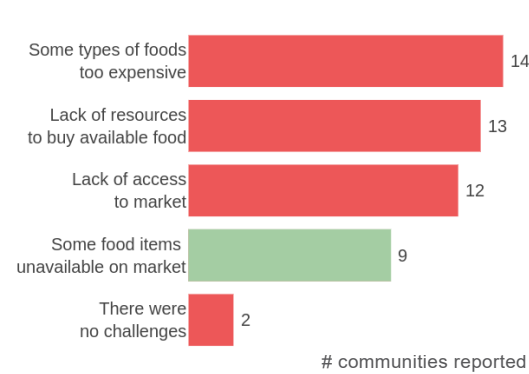


Food Security

Most common sources of obtaining food [CL¹: 3/3]

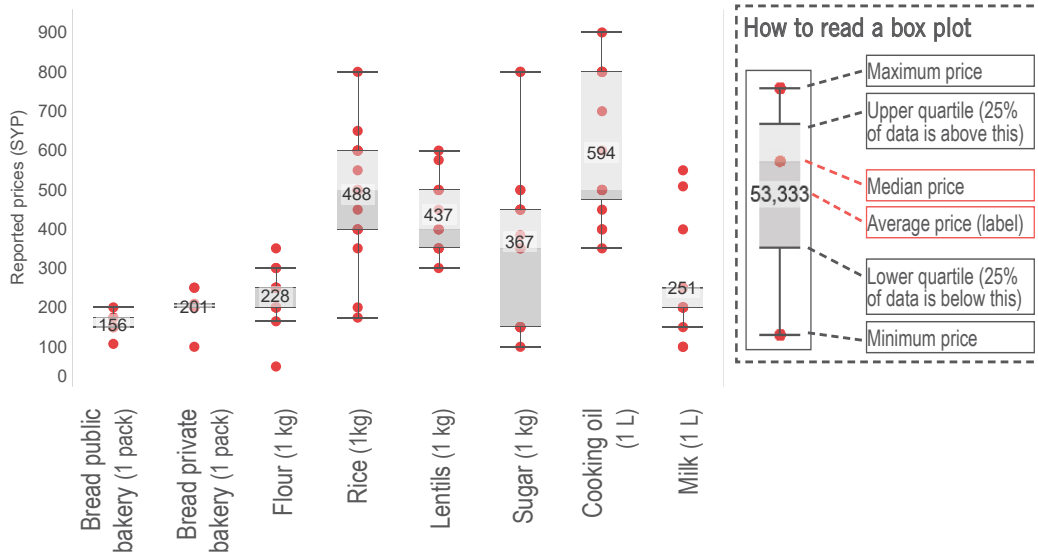


Challenges to accessing food [CL¹: 3/3]



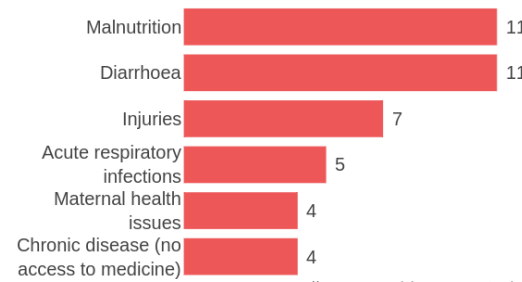
In April, most communities assessed reported purchasing as their main means of obtaining food, followed by own production and bartering. All but two communities reported experiencing barriers to accessing food. The most commonly reported barriers to accessing food were the high prices of some food items on the market, a lack of resources to purchase available food and a lack of access to markets.

Prices of food items² [CL¹: 2/3]

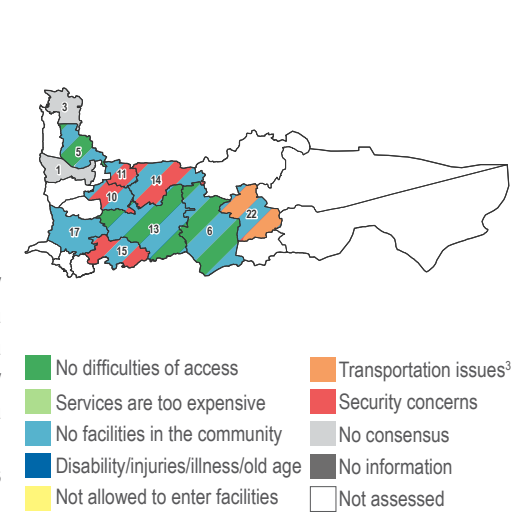


Health

Reported health problems [CL¹: 2/3]



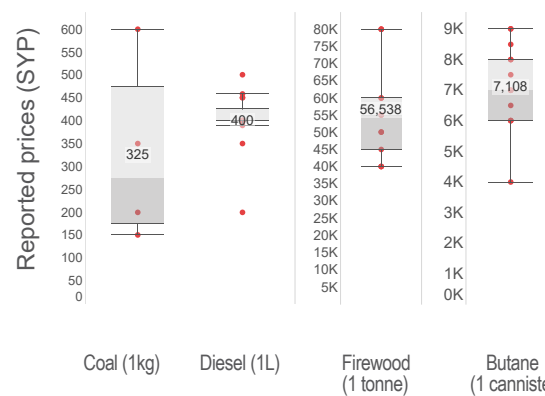
Reported barriers to accessing healthcare [CL¹: 2/3]



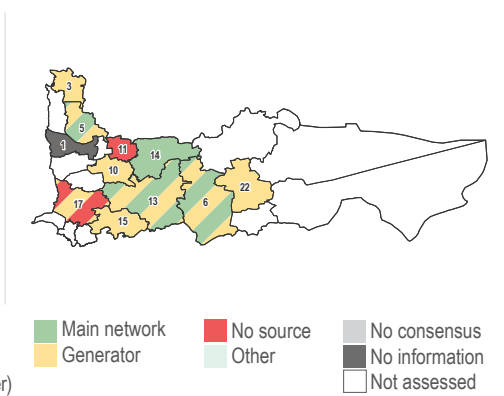
Malnutrition, diarrhoea and injuries were reportedly the most common health concerns in Hama governorate in April. Polio was reported in Latmana and Sabouniyeh. Health care facilities were reportedly unavailable in fourteen communities, marking a sharp increase to last month's availability of facilities. Security concerns around traveling to health facilities were also frequently reported.

NFIs

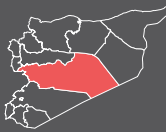
Prices of fuel sources² [CL¹: 2/3]



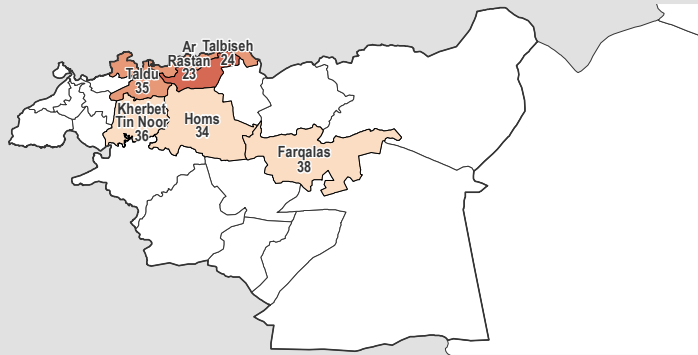
Most common source of electricity [CL¹: 3/3]



The main network and generators were the most commonly used sources of electricity in April. No electricity sources were reportedly available in Jadrine, Anbura and Latmana. Fuel shortages affected all but three of the communities assessed.



Coverage map

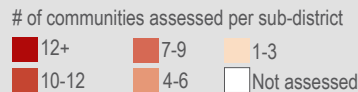


Context

Homs governorate currently hosts 476,703 internally displaced persons and 1,131,841 people in need of assistance. The north-eastern areas within the governorate remain hard to reach for humanitarian actors.¹

Coverage

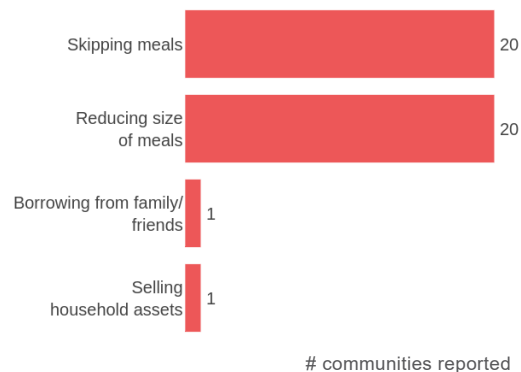
Communities assessed: 23/454
Sub-districts assessed: 6/23



Livelihoods

As was the case in previous months, reducing the size of meals or skipping meals were reportedly the most common strategies to cope with a lack of resources in a majority of the communities assessed. Borrowing money from family and friends as well as selling household assets were also reported.

Most common coping strategies [CL²: 3/3]

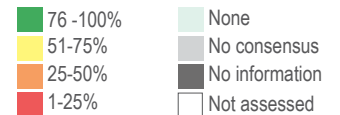
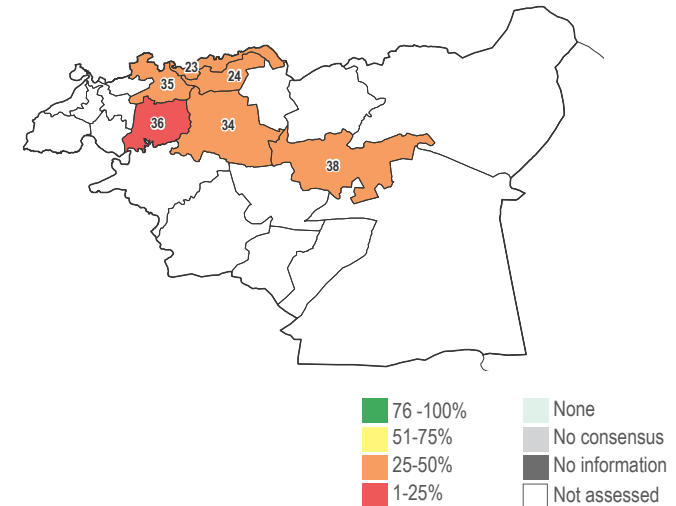


of communities reported

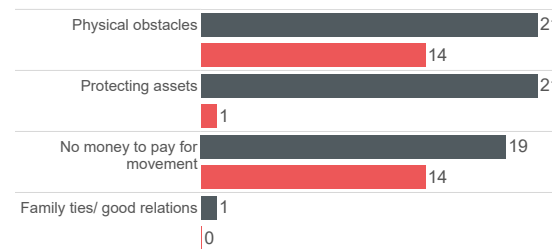
Displacement

Less than 50% of the pre-conflict population remained in all communities assessed in April apart from Kisein, Ar-Rastan sub-district and Um Sharshouh, Talbiseh sub-district where no pre-conflict populations were left³. Pre-conflict populations reportedly left their communities of origin mainly due to an escalation of conflict. Where pre-conflict populations stayed, this was reportedly mainly due to physical obstacles hindering them from moving and in order to protect their assets. IDPs were reportedly present in fourteen communities. The most commonly reported reasons for IDPs to stay in their host communities were a lack of money to pay for movement as well as physical obstacles to movement.

Most commonly reported % of original population remaining per sub-district (excluding IDPs) [CL²: 2/3]



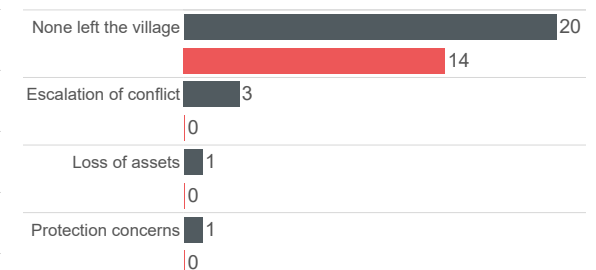
Most common reasons for staying: IDPs vs host population [CL²: 3/3]



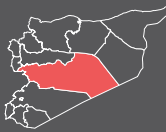
■ Host population

■ IDPs

Most common reasons for leaving: IDPs vs host population [CL²: 3/3]



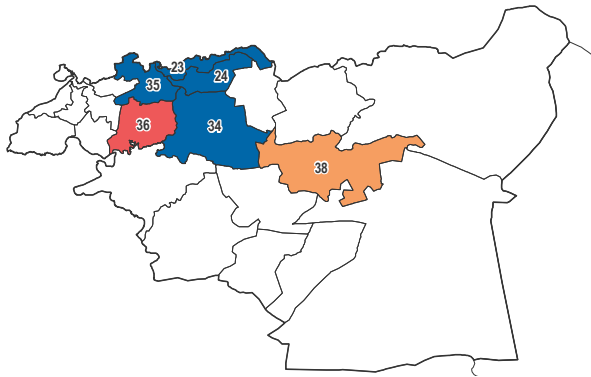
of communities reported



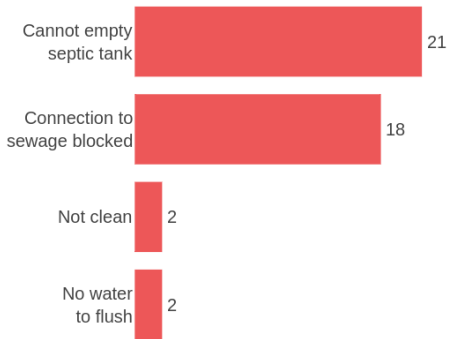
WASH

Most common form of garbage disposal [CL¹: 3/3]

- Private collection
- Public collection
- Disposed at specific site
- Burned/buried
- Left in street/public space
- No consensus
- No information
- Not assessed

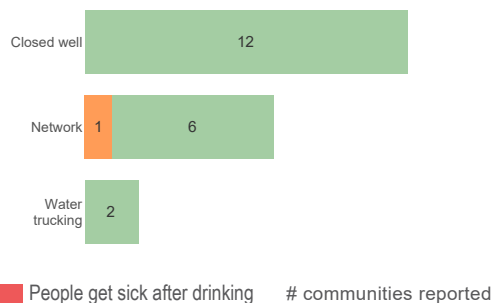
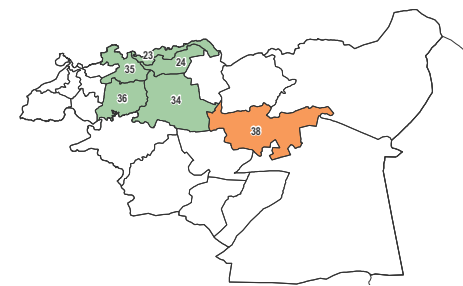


Problems with latrines [CL¹: 3/3]



Most communities reported that populations relied on closed wells as their main source of drinking water, followed by the network. Water was mostly perceived as fine to drink, but reportedly tasted or smelt bad in Farqalas. Where information was available, all but one community reported that they had an insufficient amount of water to meet household needs. All communities reported issues with latrines, the majority of which were unable to empty septic tanks and reported blockages of connections to the sewage, as had been the case in March.

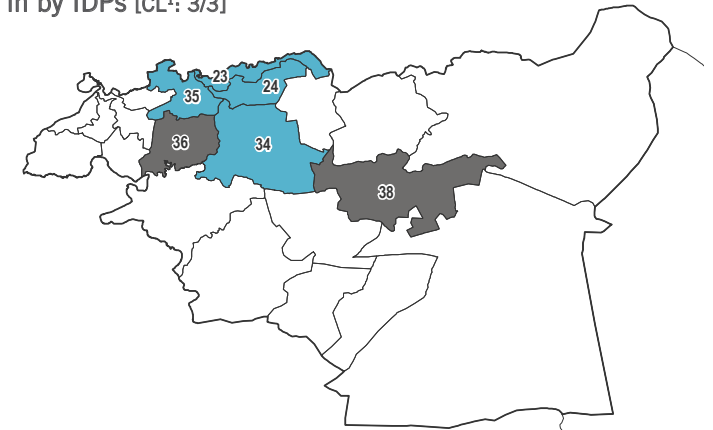
Most common drinking water source and status [CL¹: 3/3]



Shelter

Most common shelter lived in by IDPs [CL¹: 3/3]

- Independent apartment or house
- Shared apartment or house
- Unfinished apartment
- Tent
- Private space not for shelter
- Cave/natural shelter
- Collective public space
- No consensus
- No information
- Not assessed



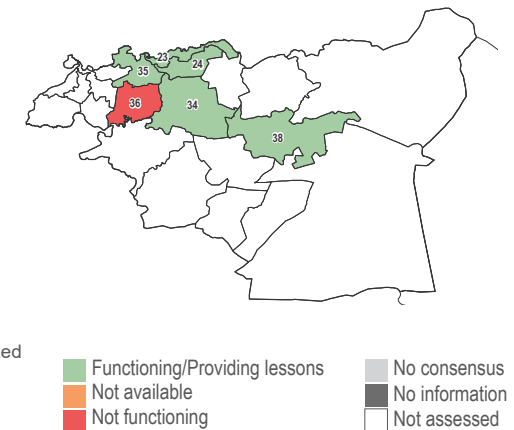
The average reported rent price² in the governorate could not be calculated due to a lack of information in most of the communities assessed.

Education

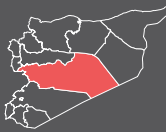
Most common reasons why children did not attend school [CL¹: 3/3]



Availability of primary schools [CL¹: 3/3]

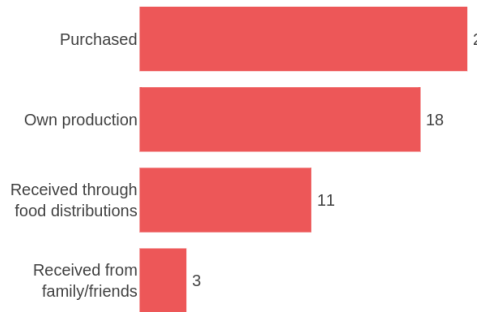


Where information was available, primary school facilities were reportedly functioning in all communities apart from in Samail and Qazhal. Destruction of facilities and a lack of teaching staff were the most commonly reported barriers to children accessing education.

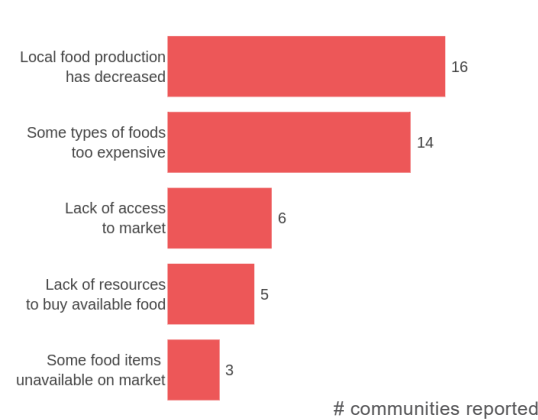


Food Security

Most common sources of obtaining food [CL¹: 3/3]

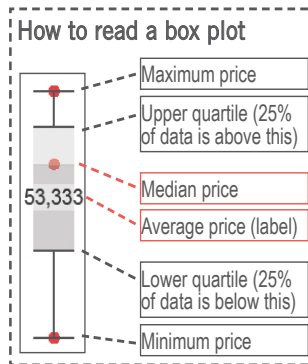
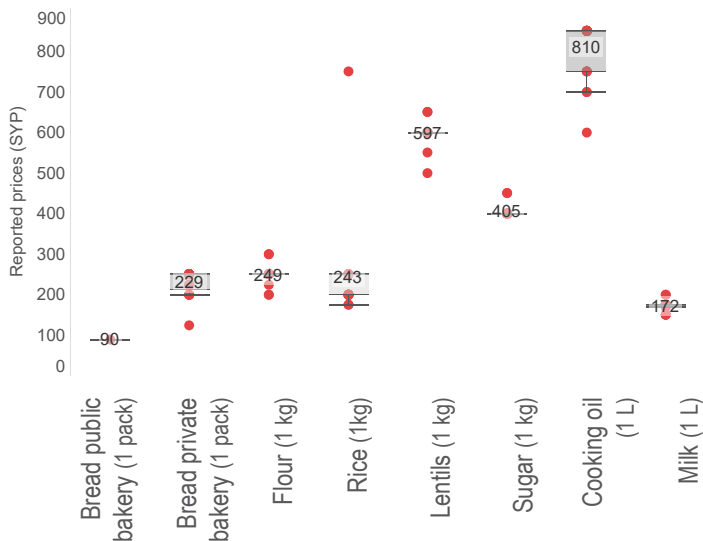


Challenges to accessing food [CL¹: 3/3]



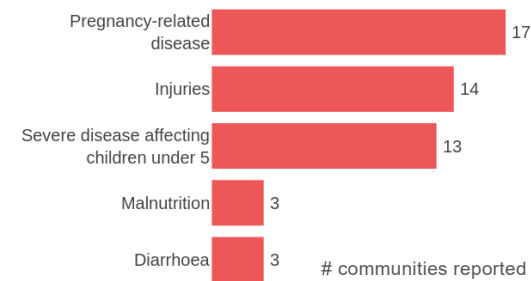
In April, food was mostly purchased or produced locally. Food distributions were also reported in eleven of the communities assessed. The most common challenges to accessing food were reportedly a decrease in local food production followed by the high cost of some food items on the market.

Prices of food items² [CL¹: 3/3]

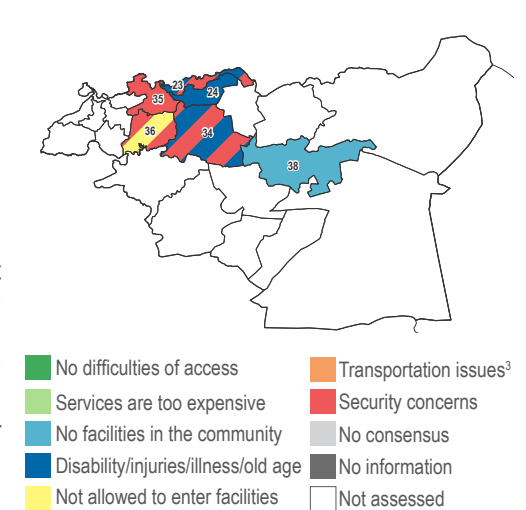


Health

Reported health problems [CL¹: 2/3]



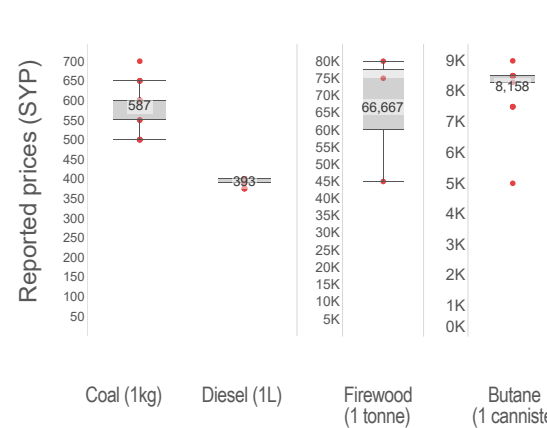
Reported barriers to accessing healthcare [CL¹: 2/3]



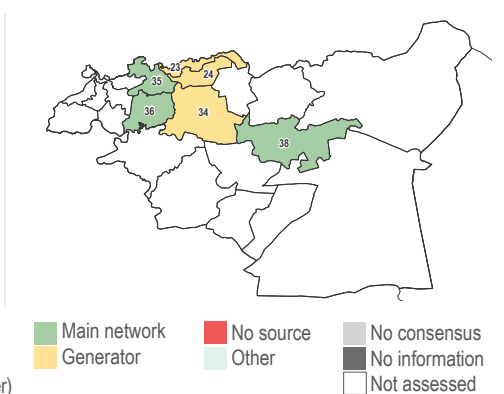
Pregnancy related disease and injuries were the most commonly reported health concerns across assessed communities in April. Malnutrition was reported in three communities. The most frequently reported barriers to accessing healthcare were disability, illness and injuries and security concerns over entering and remaining in health facilities. No health facilities were available in Farqalas.

NFIs

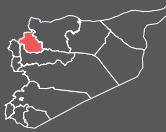
Prices of fuel sources² [CL¹: 3/3]



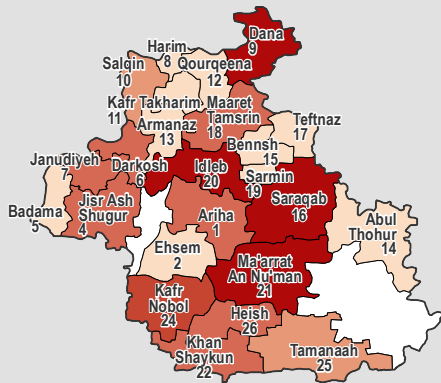
Most common source of electricity [CL¹: 3/3]



Generators followed closely by the main network were reportedly the main sources of electricity in April. As was the case in March, fuel shortages were reportedly experienced across all communities where information was available, with burning furniture, clothes and plastics as the most common coping strategies.



Coverage map

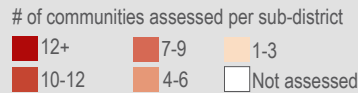


Context

Idleb governorate currently hosts an estimated 908,929 internally displaced persons and 1,304,695 people in need of assistance.¹

Coverage

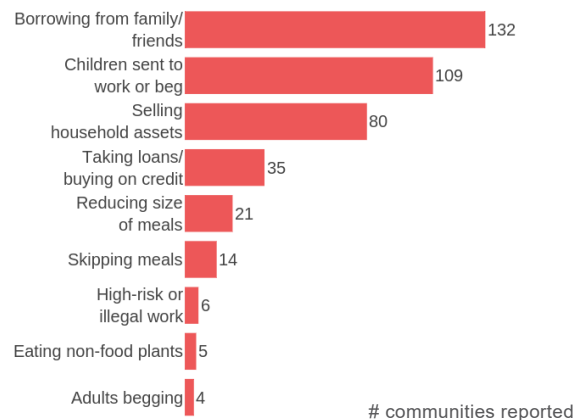
Communities assessed: 160/462
Sub-districts assessed: 24/26



Livelihoods

In April, borrowing from family and friends was the most commonly reported strategy to cope with a lack of resources across the communities assessed, followed by sending children to work or beg. Extreme food-based strategies such as eating non-food plants, eating food waste and spending days without eating were reported in a total of ten communities.

Most common coping strategies [CL²: 3/3]

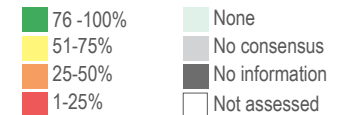
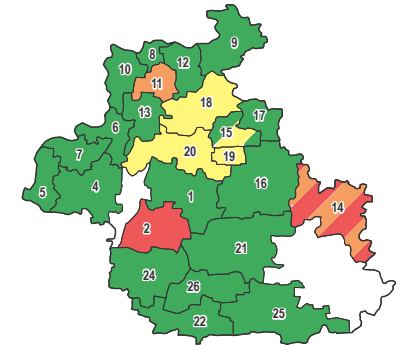


communities reported

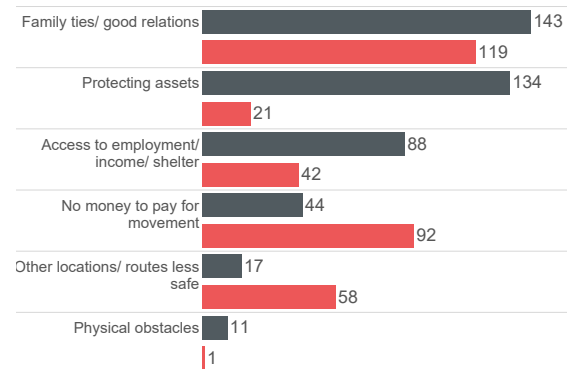
Displacement

In April no pre-conflict populations were reportedly left in Nasra³. More than 50% of pre-conflict populations remained in most of the communities assessed. Pre-conflict populations overwhelmingly stayed in their communities of origin because of family ties and in order to protect their assets, as had been the case in March. Where pre-conflict populations left their communities of origin, an escalation of conflict was most commonly cited as the reason for leaving. IDPs were reportedly present in 140 communities, while new arrivals during the month of April were reported in 44 communities. IDPs mostly remained in their host communities due to good relationships with their hosts, and a lack of money to pay for travel.

Most commonly reported % of original population remaining per sub-district (excluding IDPs) [CL²: 3/3]

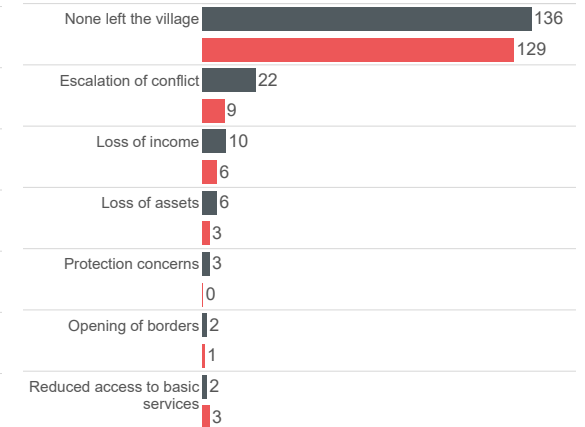


Most common reasons for staying: IDPs vs host population [CL²: 3/3]

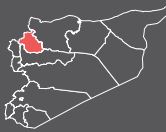


■ Host population ■ IDPs

Most common reasons for leaving: IDPs vs host population [CL²: 3/3]

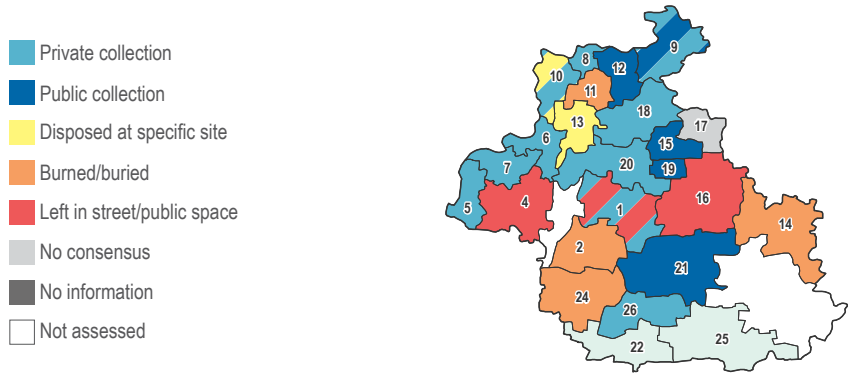


of communities reported

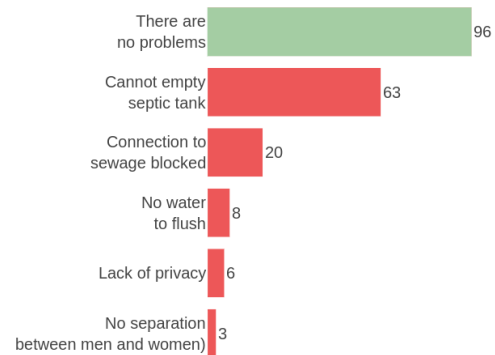


WASH

Most common form of garbage disposal [CL¹: 2/3]



Problems with latrines [CL¹: 3/3]



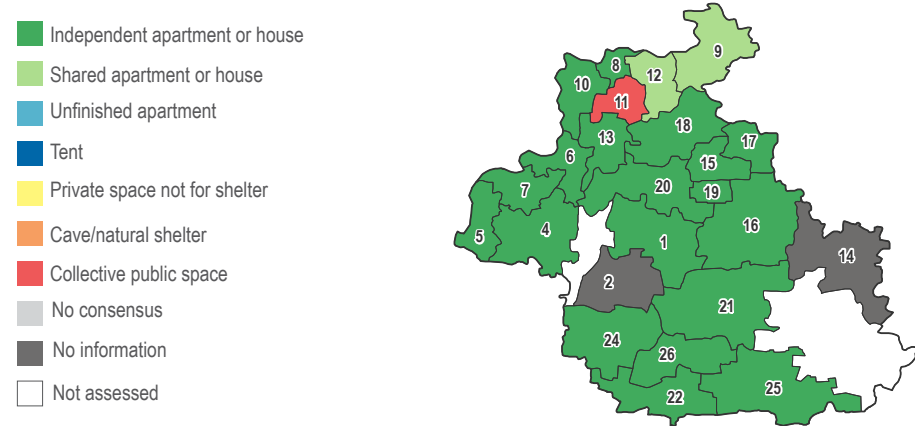
Water trucking was reportedly the main source of drinking water in the communities assessed, followed by the water network. Water was mostly perceived as fine to drink with water tasting and smelling bad in Taljineh, Ghafar, Mintar, Bzeit and Bara. Water was reported as insufficient to meet population needs in 44 of the assessed communities. The most commonly reported issues with latrines were the inability to empty septic tanks, followed by blocked connections to the sewage system.

Most common drinking water source and status [CL¹: 3/3]



Shelter

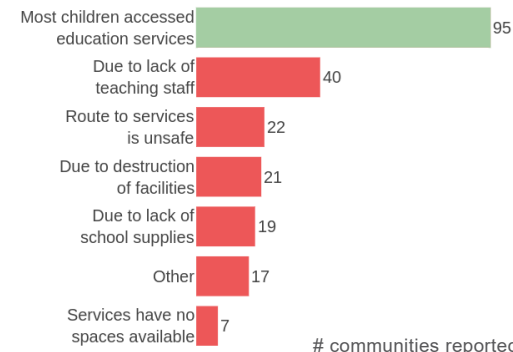
Most common shelter lived in by IDPs [CL¹: 3/3]



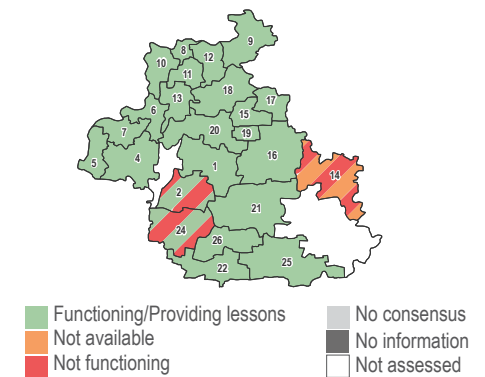
The average reported rent price² in the governorate (5,015 SYP) was lower than the average rent paid across the country (7,114 SYP). The lowest rent prices per room were reported in Maasaran (1,250 SYP), the highest in Hezreh - Hezri; Sarmada (20,500 SYP).

Education

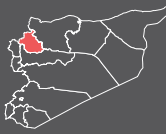
Most common reasons why children did not attend school [CL¹: 3/3]



Availability of primary schools [CL¹: 3/3]

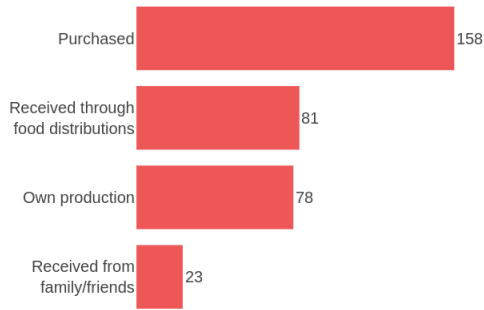


In April, primary schools were reportedly not functioning or not available in 18 of the communities assessed. A lack of teaching staff and unsafe routes to services were the most commonly reported barriers to children accessing education, followed by the destruction of facilities, a lack of school supplies and the fear of shelling.

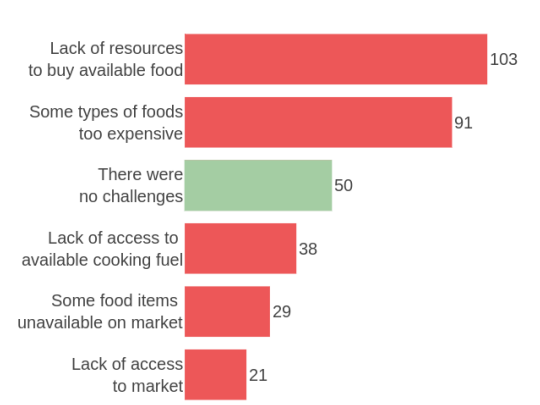


Food Security

Most common sources of obtaining food [CL¹: 3/3]



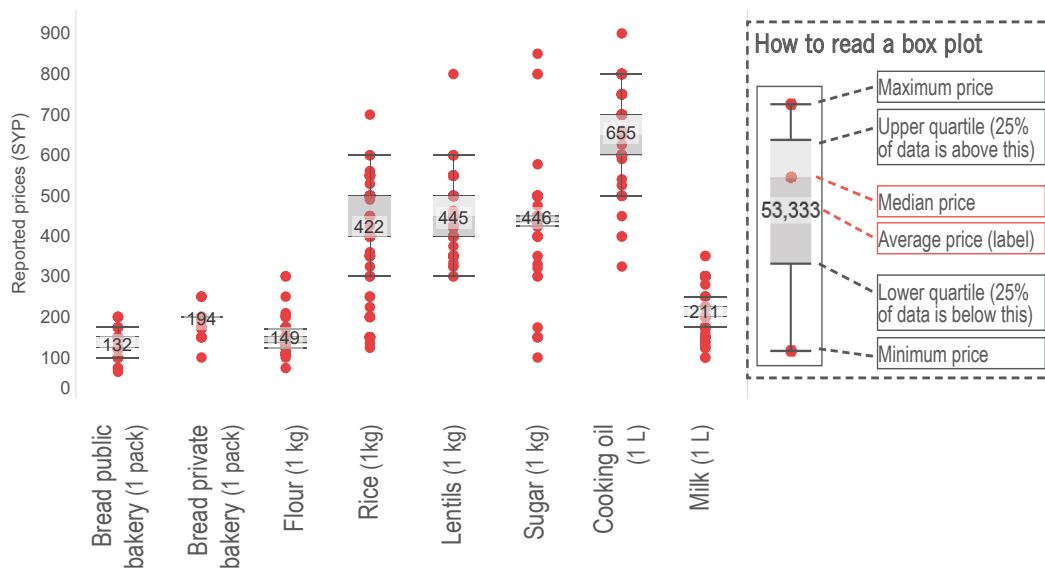
Challenges to accessing food [CL¹: 3/3]



communities reported

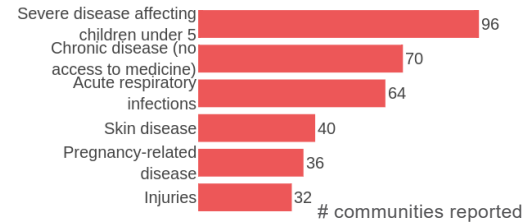
In April, food was mostly purchased or received through food distributions. Common challenges to obtaining food were reportedly related to a lack of adequate financial resources, the unavailability of or high prices of some items on markets and a lack of access to cooking fuel.

Prices of food items² [CL¹: 3/3]

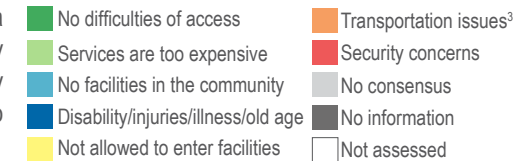
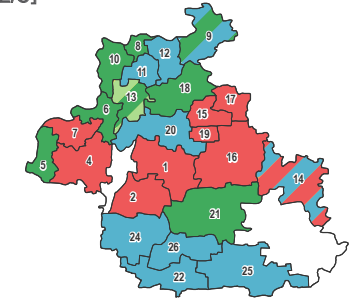


Health

Reported health problems [CL¹: 2/3]



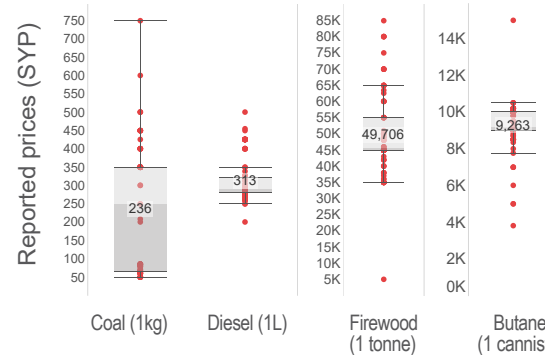
Reported barriers to accessing healthcare [CL¹: 2/3]



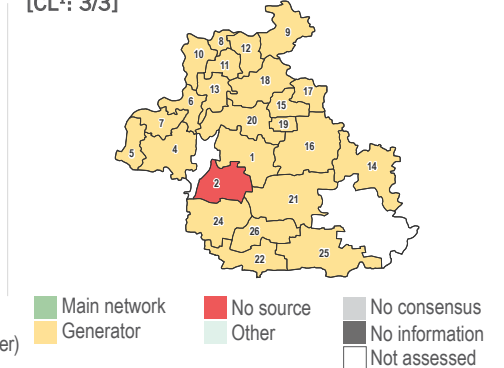
Severe disease affecting children under five and chronic disease were the most commonly reported health concerns across the communities assessed in April. Malnutrition was reported in 12 communities. Barriers to accessing health care were reported in a majority of communities, with no facilities reportedly available in 68 of the communities assessed. Security concerns over entering, remaining and traveling to health facilities were also frequently reported.

NFIs

Prices of fuel sources² [CL¹: 2/3]



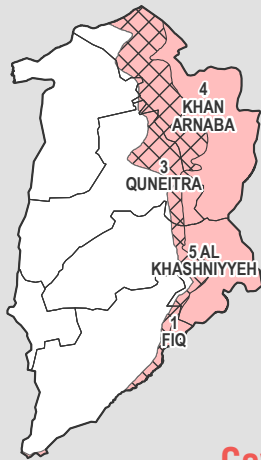
Most common source of electricity [CL¹: 3/3]



No electricity source was reportedly available in Almkolah, Ablin, Balyun and Thaheriya. Where electricity was available, generators were the most common source of electricity across all communities. Fuel shortages were reported in less than half of the communities assessed. The most commonly reported coping strategies to deal with a lack of fuel were burning clothes, plastics, furniture without use, agricultural apparel and waste.



Coverage map

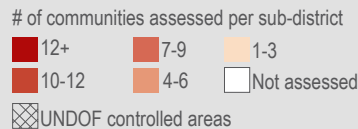


Context

Quneitra governorate currently hosts an estimated 47,486 internally displaced persons and 71,827 people in need of assistance. IDPs mostly originate from nearby governorates.¹

Coverage

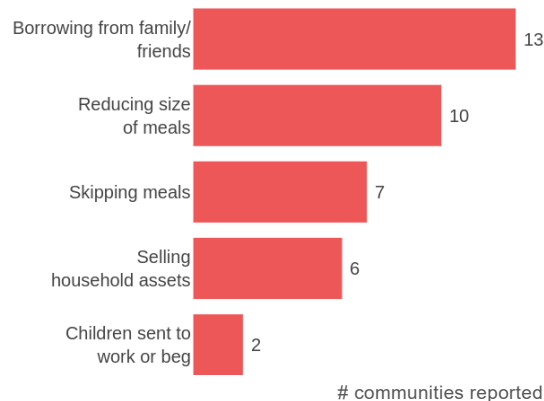
Communities assessed: 16/39
Sub-districts assessed: 4/4



Livelihoods

In April, borrowing from family and friends was the most commonly reported strategy to cope with a lack of resources across the communities assessed, followed by reducing the size of meals and skipping meals. The selling of household assets and sending children to work or beg was also reported.

Most common coping strategies [CL²: 3/3]

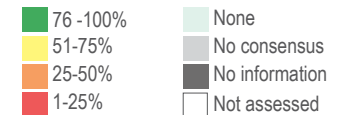
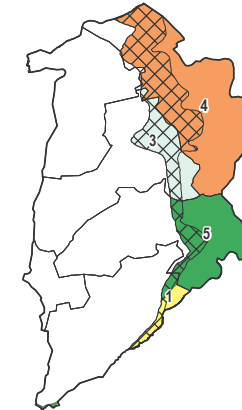


of communities reported

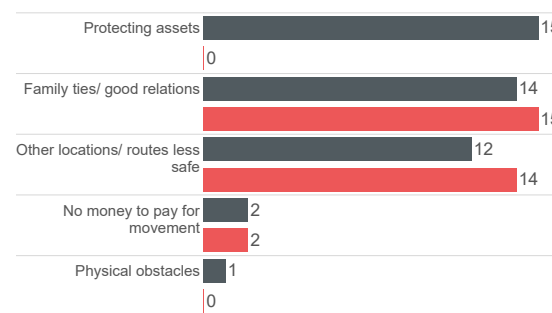
Displacement

In April, more than 50% of pre-conflict populations remained in most of the communities assessed. No pre-conflict population remained in Breiqa, Quneitra sub-district³. Where pre-conflict populations left their communities of origin, the most commonly reported reason for leaving was a loss of income. IDPs were reportedly living in fifteen communities, and new IDP arrivals were reported in 13 communities in April. The most commonly reported reason for pre-conflict populations to remain in their communities of origin was family ties, while IDPs reportedly chose to stay predominantly because of a good relationship with host communities and other locations or routes being less safe.

Most commonly reported % of original population remaining per sub-district (excluding IDPs) [CL²: 3/3]

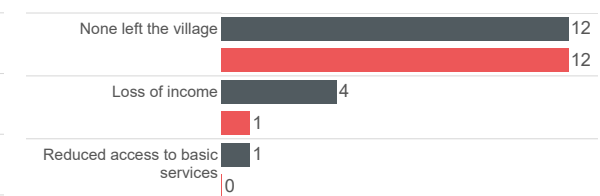


Most common reasons for staying: IDPs vs host population [CL²: 3/3]



■ Host population ■ IDPs

Most common reasons for leaving: IDPs vs host population [CL²: 3/3]



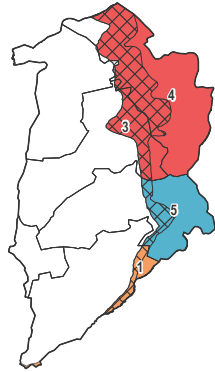
of communities reported



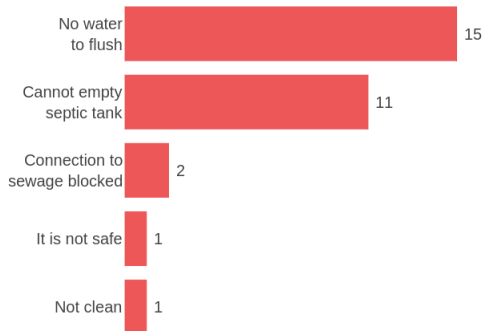
WASH

Most common form of garbage disposal [CL¹: 2/3]

- Private collection
- Public collection
- Disposed at specific site
- Burned/buried
- Left in street/public space
- No consensus
- No information
- Not assessed

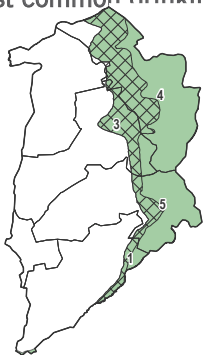


Problems with latrines [CL¹: 3/3]

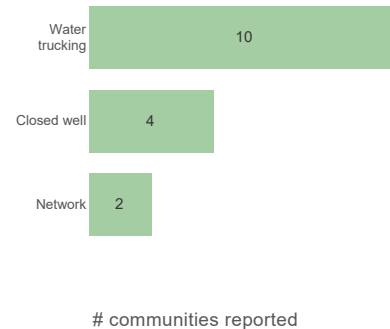


Most communities reportedly relied on water trucking as their main source of drinking water, followed by closed wells and the water network. All communities reported that water was perceived as fine to drink. The most commonly reported issues with latrines were a lack of water to flush and the inability to empty septic tanks, followed by blocked connections to the sewage and a lack of safety.

Most common drinking water source and status [CL¹: 3/3]



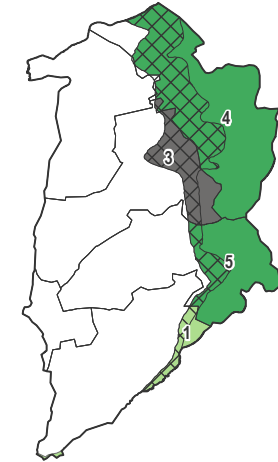
- Water is fine to drink
- Water tastes or smells bad
- People get sick after drinking



Shelter

Most common shelter lived in by IDPs [CL¹: 3/3]

- Independent apartment or house
- Shared apartment or house
- Unfinished apartment
- Tent
- Private space not for shelter
- Cave/natural shelter
- Collective public space
- No consensus
- No information
- Not assessed



The average reported rent price² in the governorate (3,250 SYP) was lower than the average rent paid across the country (7,114 SYP). The lowest rent prices per room were reported in Sayda (1,750 SYP), the highest in Rafid (6,000 SYP).

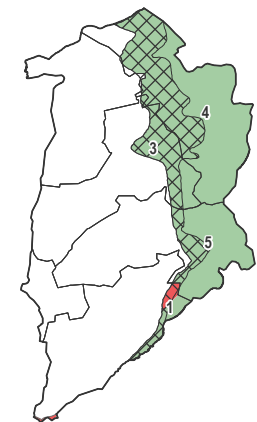
Education

Most common reasons why children did not attend school [CL¹: 3/3]



Functioning primary school facilities were reportedly present in all communities except in Esheh, in Al-Khashniyyeh sub-district and Razaniyet in Fiq sub-district. The main reported barriers to children accessing education were the distance to available facilities, followed by a lack of teaching staff and school supplies.

Availability of primary schools [CL¹: 3/3]



- Functioning/Providing lessons
- Not available
- Not functioning
- No consensus
- No information
- Not assessed

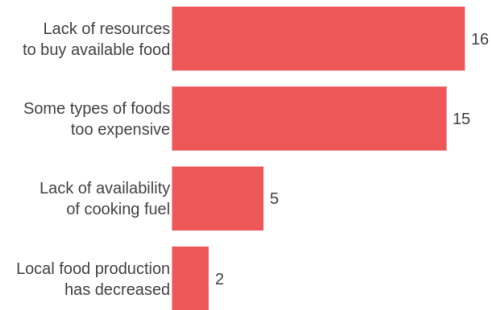


Food Security

Most common sources of obtaining food [CL¹: 3/3]



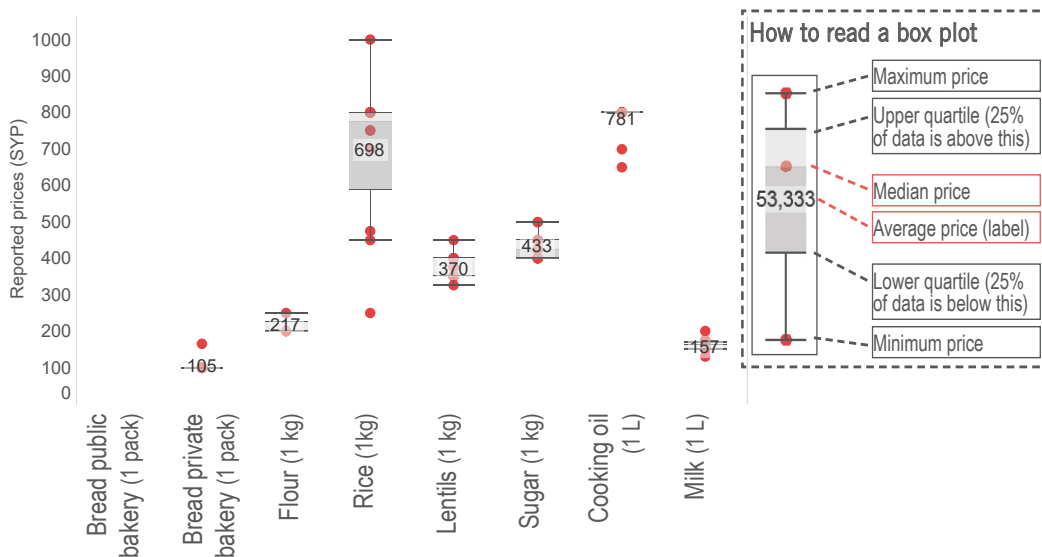
Challenges to accessing food [CL¹: 3/3]



communities reported

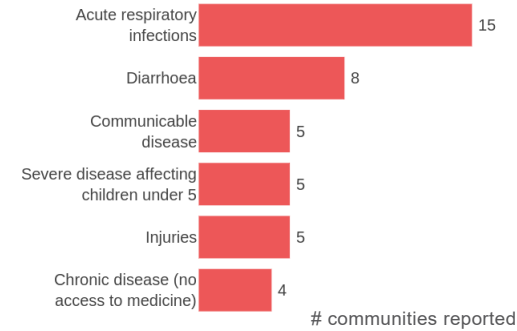
Food was commonly purchased and produced at home in most communities in April, while food distributions were reported in twelve communities. A lack of adequate resources to purchase available food and high food item prices were the most commonly reported barriers to accessing food this month.

Prices of food items² [CL¹: 2/3]

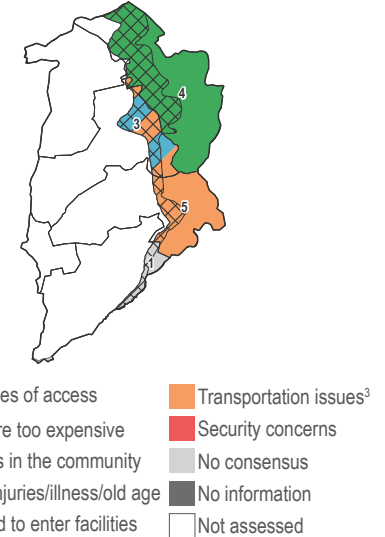


Health

Reported health problems [CL¹: 2/3]



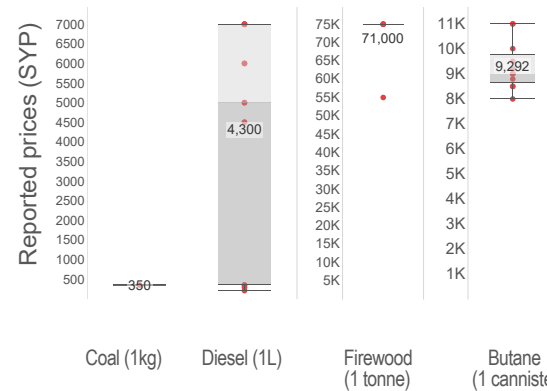
Reported barriers to accessing healthcare [CL¹: 2/3]



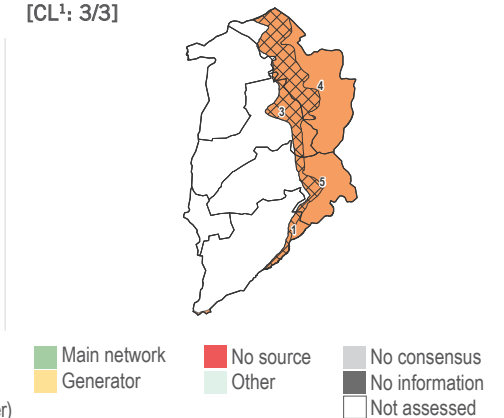
Acute respiratory infections and diarrhoea were the most common health problems reported in April. Barriers to accessing health services were reported in two thirds of the communities assessed, with no available health facilities in the area, long distances to facilities and old age as the most commonly reported issues.

NFIs

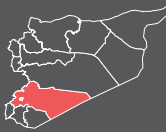
Prices of fuel sources² [CL¹: 2/3]



Most common source of electricity [CL¹: 3/3]



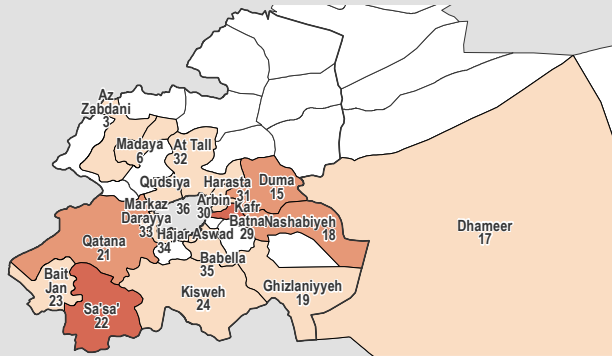
All assessed communities relied on solar panels as their main source of electricity. Fuel shortages in April were reported in fifteen communities and burning agricultural apparel and plastic were the most common strategies adopted to deal with a lack of fuel.



Humanitarian Situation Overview in Syria (HSOS) Rural Damascus Governorate

May 2017

Coverage map

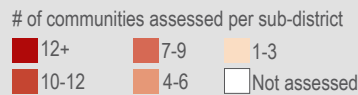


Context

Rural Damascus governorate currently hosts the largest number of internally displaced persons within Syria (1,383,017) and the highest number of people in need of assistance (2,552,701). Western areas within the governorate remain hard to reach for humanitarian actors.¹

Coverage

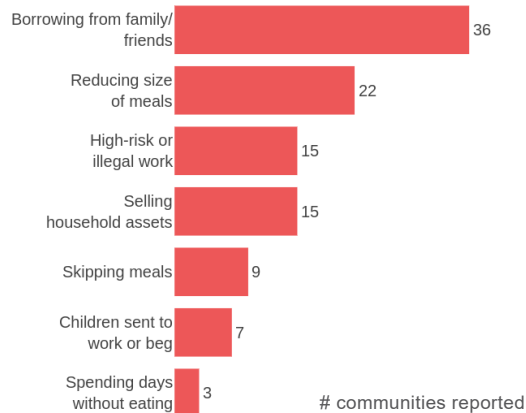
Communities assessed: 47/232
Sub-districts assessed: 18/36



Livelihoods

In April, the most common strategy for coping with a lack of resources was reportedly borrowing money from family and friends, followed by reducing the size of meals and high-risk or illegal work. Skipping meals was reported in nine communities, while spending days without eating was reported in Kisweh, Bqine and Hajar Aswad.

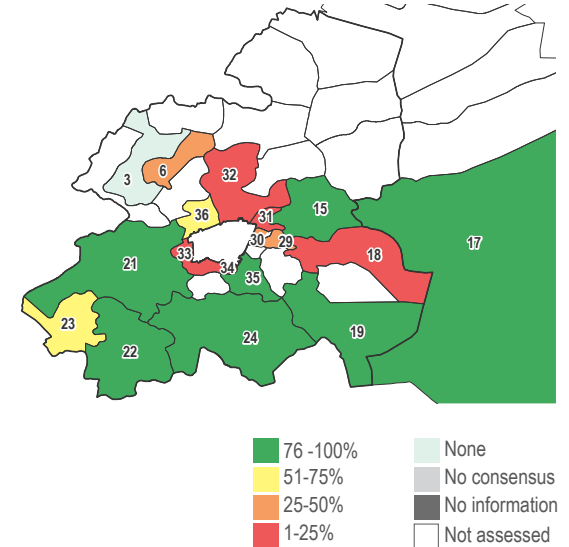
Most common coping strategies [CL²: 3/3]



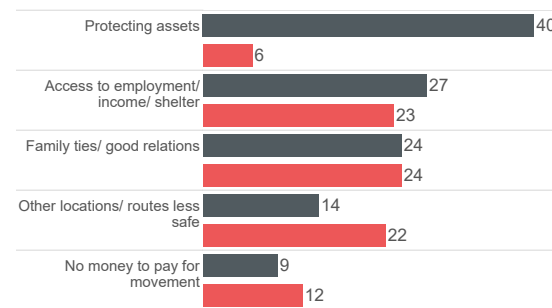
Displacement

In April, it was reported that less than 50% of pre-conflict populations remained in around half of the communities assessed. The most common reasons for pre-conflict populations to remain in their communities of origin were the protection of assets and access to employment, income and shelter, as had been the case in previous months. Where pre-conflict populations left their community of origin the most commonly cited reason for doing so was an escalation of conflict. IDPs were reportedly present in all except six communities. New IDP arrivals were reported in Bthet Elwafedine, Shafuniyeh and Otaqa. The most common reason for IDPs to remain in their host communities was a good relationship with resident populations, followed by access to employment, income and shelter and other locations and routes being considered less safe.

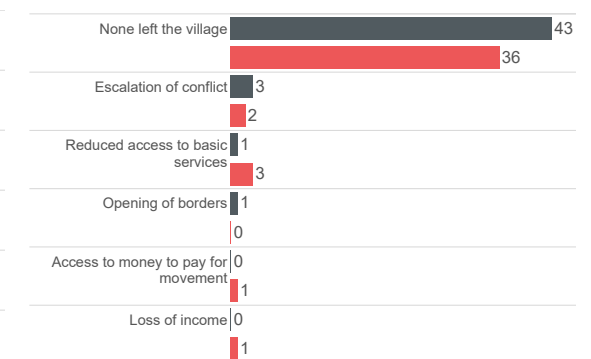
Most commonly reported % of original population remaining per sub-district (excluding IDPs) [CL²: 2/3]

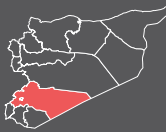


Most common reasons for staying: IDPs vs host population [CL²: 3/3]



Most common reasons for leaving: IDPs vs host population [CL²: 3/3]

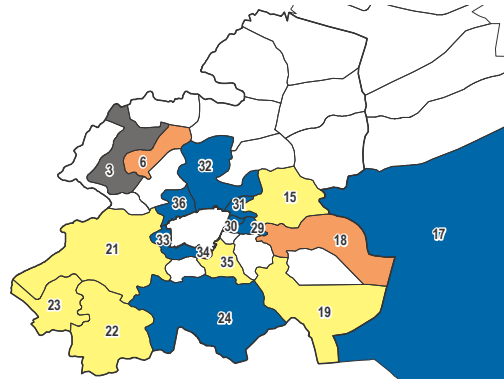




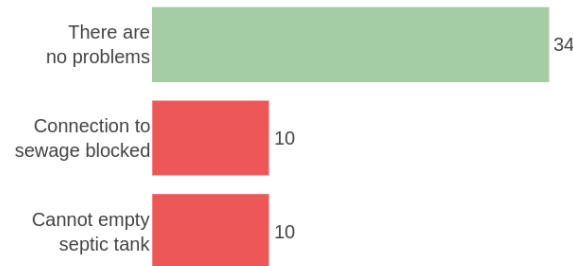
WASH

Most common form of garbage disposal [CL¹: 3/3]

- Private collection
- Public collection
- Disposed at specific site
- Burned/buried
- Left in street/public space
- No consensus
- No information
- Not assessed

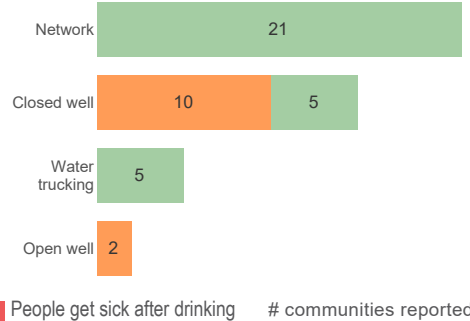
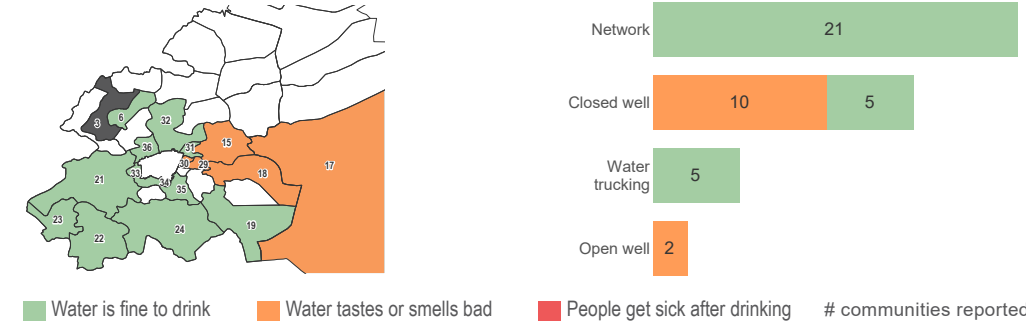


Problems with latrines [CL¹: 3/3]



The main network and closed wells were reportedly the main source of drinking water in a majority of the communities assessed. Water reportedly smelt or tasted bad in twelve communities, while it was perceived as fine to drink in all others. In a majority of communities, latrines were reportedly functioning without issues. Blockages of the connections to the sewage and the inability to empty septic tanks were common concerns in the remaining ten communities.

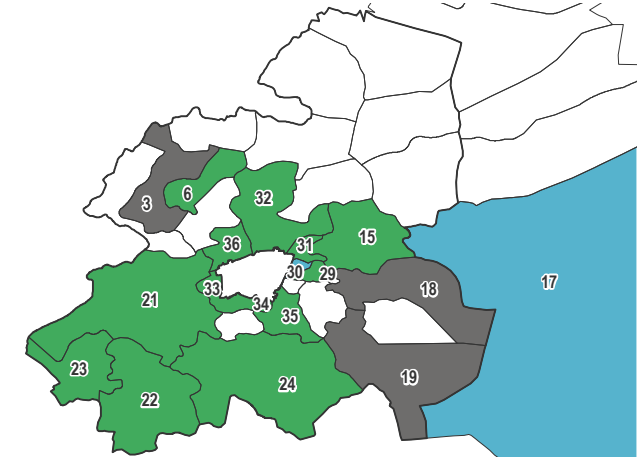
Most common drinking water source and status [CL¹: 3/3]



Shelter

Most common shelter lived in by IDPs [CL¹: 2/3]

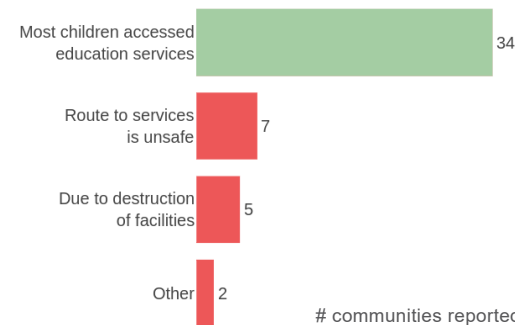
- Independent apartment or house
- Shared apartment or house
- Unfinished apartment
- Tent
- Private space not for shelter
- Cave/natural shelter
- Collective public space
- No consensus
- No information
- Not assessed



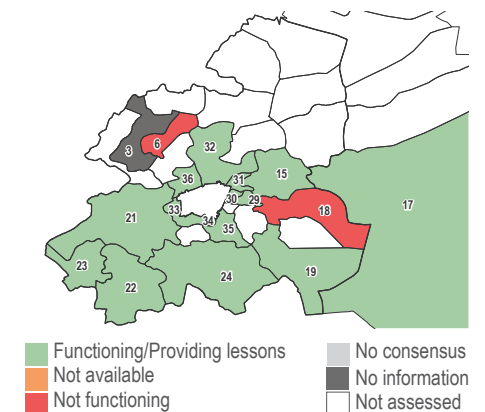
The average reported rent price² in the governorate (3,717 SYP) was lower than the average rent paid across the country (7,114 SYP). The lowest rent prices per room were reported in Jisrein (1,125 SYP), the highest in Sabbura (32,500 SYP).

Education

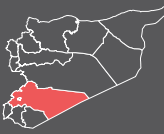
Most common reasons why children did not attend school [CL¹: 3/3]



Availability of primary schools [CL¹: 3/3]

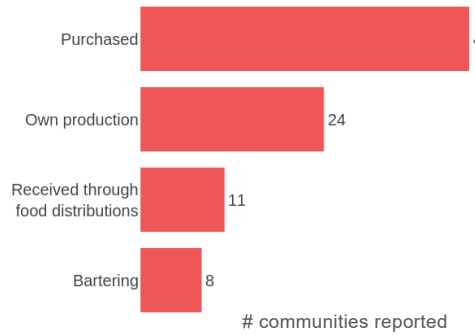


No functioning primary schools were reportedly available in Salhiyeh, Beit Nayem, Bqine and Madaya. While most children accessed education in a majority of communities, unsafe routes to services and the destruction of facilities were the most commonly reported barriers to children accessing education.

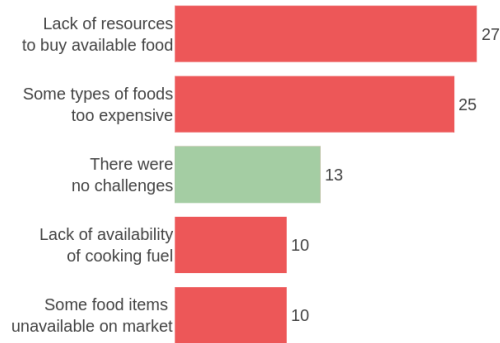


Food Security

Most common sources of obtaining food [CL¹: 3/3]

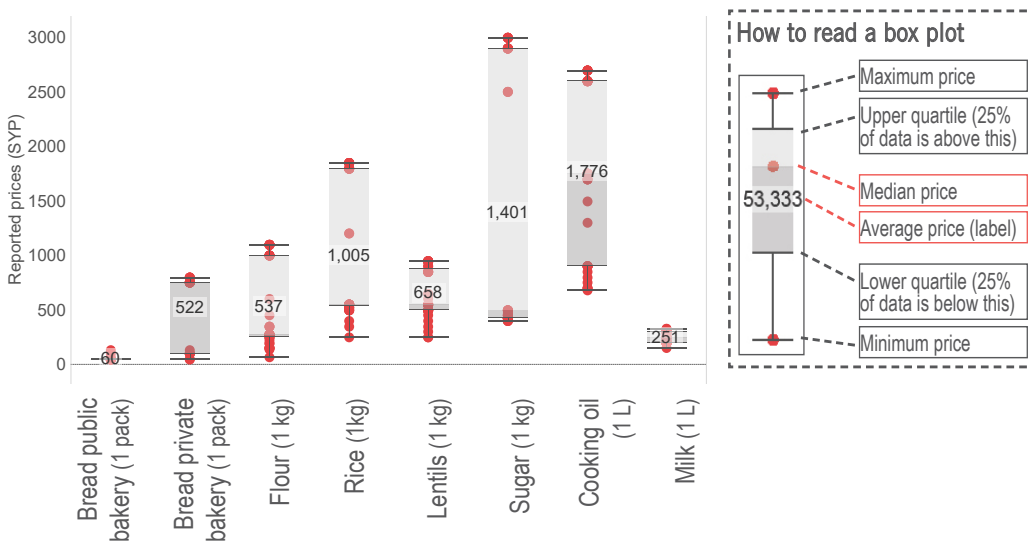


Challenges to accessing food [CL¹: 3/3]



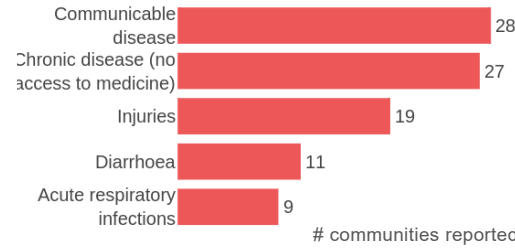
Food was most commonly purchased or produced locally. Eleven communities received food distributions in April. A lack of adequate financial resources and the high prices of some food items were the most commonly reported obstacles to accessing food, as had been the case in previous months.

Prices of food items² [CL¹: 3/3]

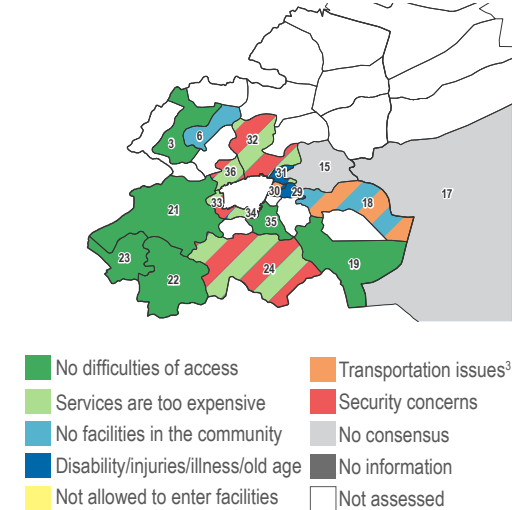


Health

Reported health problems [CL¹: 2/3]



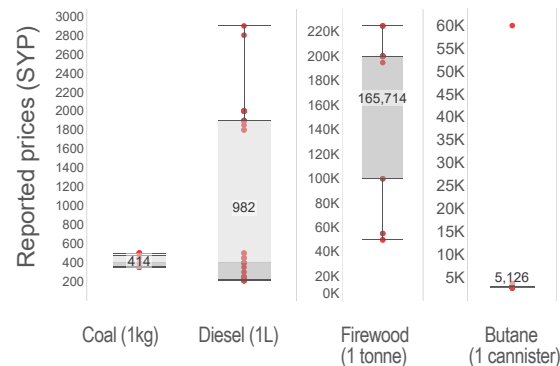
Reported barriers to accessing healthcare [CL¹: 2/3]



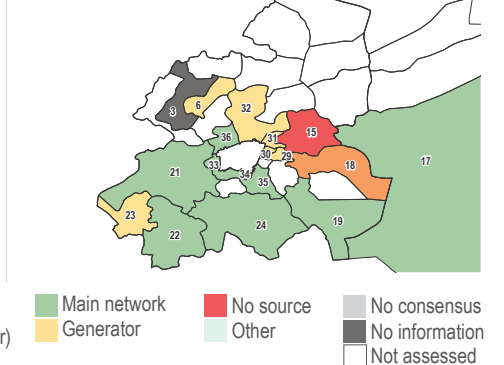
Communicable disease, chronic disease and injuries were the most prevalent health concerns in April. Most communities reportedly experienced difficulties in accessing health services. This was mostly due to security concerns over travelling to and remaining inside available facilities as well as disability, injury and illness. No health facilities were reportedly available in Eftreis, Beit Sawa, Nashabiyeh, Beit Nayem and Madaya.

NFIs

Prices of fuel sources² [CL¹: 2/3]



Most common source of electricity [CL¹: 3/3]



No sources of electricity were reportedly available in Otaia and Shafuniyeh. The remaining communities relied on the network and generators. Fuel shortages were reported in about half of the communities assessed, with burning productive assets, cutting trees to burn and burning plastics, furniture and waste as the main coping strategies.