

## Introduction

This multi-sector needs assessment is part of a monthly data collection exercise which aims to gather information about needs and the humanitarian situation inside Syria. The factsheets present information collected in April 2017, referring to the situation in March 2017.

These factsheets present information at the community level\* for 4 sub-districts in Quneitra governorate. Selected key indicators for the following sectors are included in the factsheets: displacement, shelter, NFIs, health, food security, WASH and education. The factsheets do not cover the entire range of indicators gathered in the questionnaire.

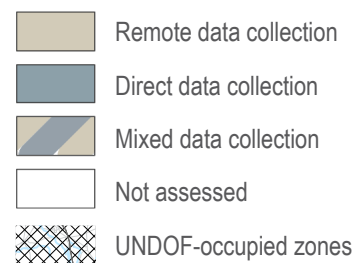
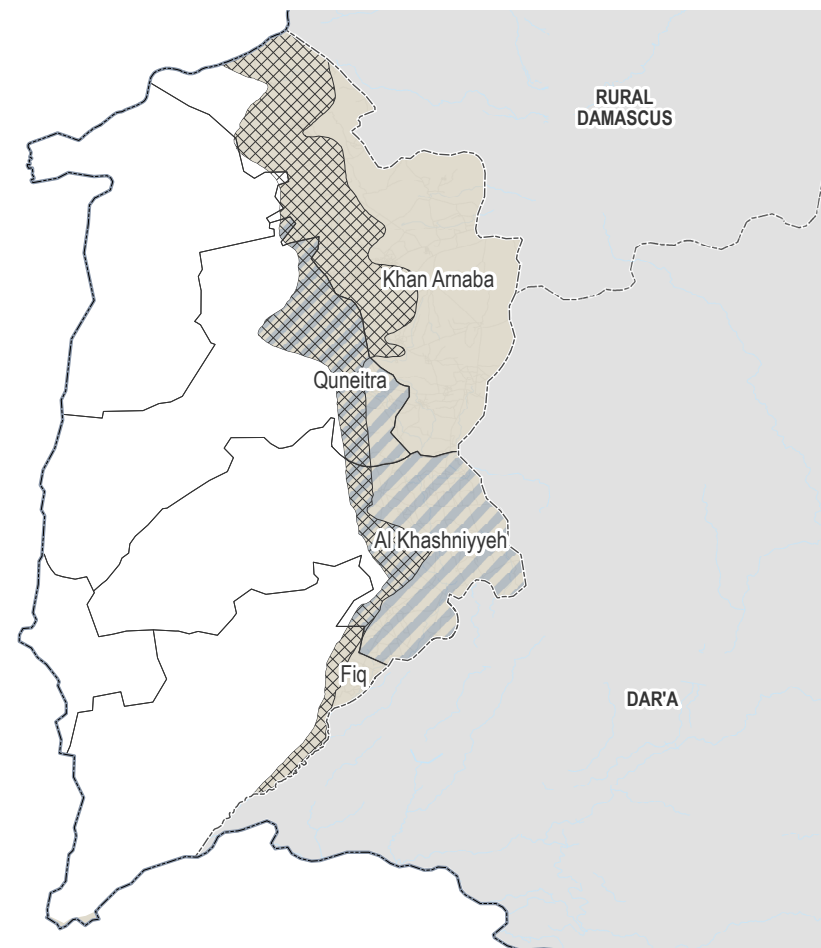
For full visualisation of all indicators collected, please see the SIMAWG Needs Identification Dynamic Reporting Tool, available here: <http://www.reach-info.org/syr/simawg/>

## Methodology and limitations

These findings are based on data collected both directly and remotely (in Jordan) from Key Informants residing in the communities assessed.

Information was collected from Key Informants in 28 communities in 4 sub-districts of Quneitra governorate. For each question asked, confidence levels are assigned based on the Key Informant's area of expertise and knowledge of the sector-specific situation.

For a full description of the methodology, please see the Terms of Reference, available on the [REACH Resource Centre](#).



PDF: click on sub-district name to jump to factsheet

# Al Khashniyyeh 1/3, Quneitra Governorate

# April 2017

## Shelter

### Most common shelter

- Independent apartment or house
- Shared apartment or house
- Unfinished apartment or house
- Tent
- Private space not for shelter
- Cave/natural shelter
- Collective public space not for shelter

- No IDPs
- No information

Min - Max: rent paid per room (where known)

### Asbah

- NDPs
- IDPs
- No info

### Eastern Basa Ein Qadi

- NDPs
- IDPs
- No info

### Ein Eltineh

- NDPs
- IDPs
- 1500 - 2000 SYP

### Esheh

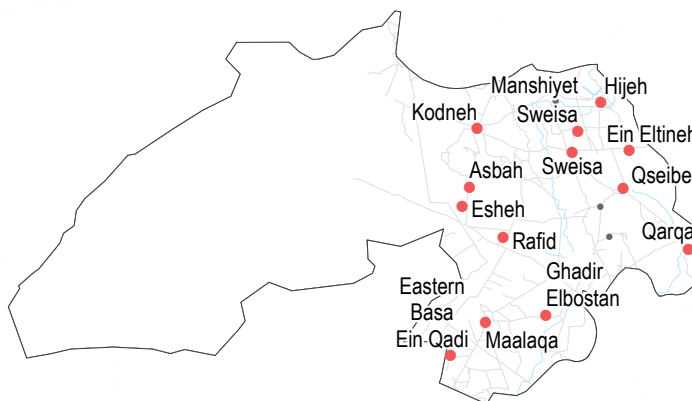
- NDPs
- IDPs
- No info

### Ghadir Elbostan

- NDPs
- IDPs
- No info

- 13/13 communities assessed (8 communities are shown on the next two factsheets):

Asbah  
Eastern Basa - Ein Qadi  
Ein Eltineh  
Esheh  
Ghadir Elbostan



## Livelihoods

Most common strategies used to cope with lack of income / resources

**Asbah**  
Borrowing from family/friends

**Esheh**  
Borrowing from family/friends

**Eastern Basa Ein Qadi**  
Borrowing from family/friends

**Ghadir Elbostan**  
Borrowing from family/friends

**Ein Eltineh**  
High risk/illegal work

## Displacement

### Asbah

- 76-100%
- No
- No info

### Eastern Basa Ein Qadi

- 76-100%
- No
- No info

### Ein Eltineh

- 51-75%
- No
- No info

### Esheh

- 76-100%
- Yes
- No IDPs

% of pre-conflict population remaining

IDPs already living in village

IDPs arrived in last month

No information

### Ghadir Elbostan

- 76-100%
- Yes
- No IDPs

## NFIs

### Asbah

- B** 10000 SYP
- D** 375 SYP
- F** NA

### Eastern Basa Ein Qadi

- B** 8700 SYP
- D** 375 SYP
- F** NA

### Ein Eltineh

- B** 8500 SYP
- D** 350 SYP
- F** 52000 SYP

### Esheh

- B** 9500 SYP
- D** 375 SYP
- F** NA

### Ghadir Elbostan

- B** 9000 SYP
- D** 355 SYP
- F** NA

Most common electricity source

- Main network
- Generator
- No source available
- No information

Fuel Prices

- B** Butane (cannister)
- D** Diesel (litre)
- F** Firewood (tonne)

NA: not available for purchase

# Al Khashniyyeh 1/3, Quneitra Governorate

# April 2017

## Health

Most common health problems

**Ein Eltineh**  
 Severe disease affecting those aged less than 5

**Asbah**  
 Disabilities  
 Severe disease affecting those aged less than 5

**Esheh**  
 Pregnancy related disease  
 Severe disease affecting those aged less than 5

**Eastern Basa Ein Qadi**  
 Disabilities  
 Acute respiratory infections  
 Severe disease affecting those aged less than 5

**Ghadir Elbostan**  
 Disabilities  
 Polio  
 Severe disease affecting those aged less than 5

- 13/13 communities assessed (8 communities are shown on the next two factsheets):  
 Asbah  
 Eastern Basa - Ein Qadi  
 Ein Eltineh  
 Esheh  
 Ghadir Elbostan

## Food Security

**Ghadir Elbostan Asbah**  
 Bread: no info  
 Rice: 850 SYP  
 Lentils: 300 SYP  
 Cooking oil: 900 SYP  
 Sugar: 600 SYP

**Ein Eltineh**  
 Bread: no info  
 Rice: 850 SYP  
 Lentils: 250 SYP  
 Cooking oil: 900 SYP  
 Sugar: 650 SYP

**Ein Eltineh**  
 Bread: no info  
 Rice: 800 SYP  
 Lentils: 350 SYP  
 Cooking oil: 900 SYP  
 Sugar: 450 SYP

**Eastern Basa Ein Qadi**  
 Bread: no info  
 Rice: 900 SYP  
 Lentils: 300 SYP  
 Cooking oil: 900 SYP  
 Sugar: 600 SYP

**Esheh**  
 Bread: no info  
 Rice: 900 SYP  
 Lentils: 300 SYP  
 Cooking oil: 900 SYP  
 Sugar: 550 SYP

- Main challenges to obtaining food
- No challenges
  - Some foods unavailable
  - Local production decreased
  - Lack of access to market
  - Some foods expensive
  - Lack of resources to buy food available in markets
  - Lack of access to fuel
  - Cooking fuel not available
  - No information
- Bread (public): 1 pack  
 Rice, lentils, sugar: 1 kg  
 Cooking oil: 1 litre

## WASH

Most common water source  
 Status of source  
 Water is safe to drink  
 Water tastes/smells bad  
 People sick after drinking  
 No information  
 Sufficiency of available water to meet household needs  
 Sufficient  
 Insufficient  
 No information  
 Most common method of garbage disposal  
 Buried / burned

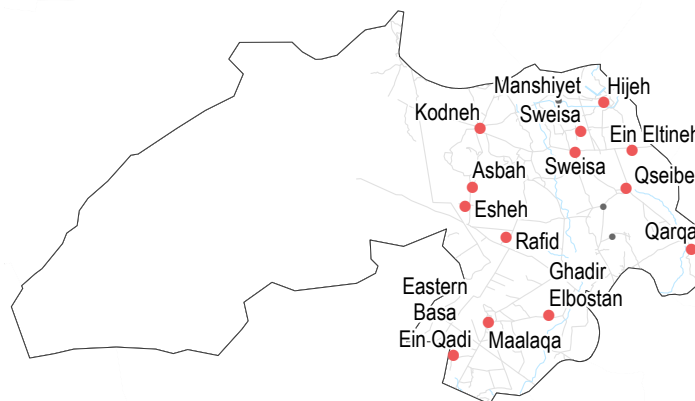
**Asbah**  
 Water trucking   
 Buried / burned

**Eastern Basa Ein Qadi**  
 Water trucking   
 Buried / burned

**Ein Eltineh**  
 Water trucking   
 Buried / burned

**Esheh**  
 Water trucking   
 Buried / burned

**Ghadir Elbostan**  
 Water trucking   
 Buried / burned



## Education

**Asbah**  
 Most children accessed education

**Eastern Basa Ein Qadi**  
 Most children accessed education

**Ein Eltineh**  
 Most children accessed education

**Esheh**  
 Most children accessed education

- Status of primary schools in village
- Functioning
  - Not functioning
  - Not available
  - No information
  - Barriers to accessing education services
- Ghadir Elbostan**  
 Most children accessed education

# Al Khashniyyeh 2/3, Quneitra Governorate

# April 2017

## Shelter

### Most common shelter

- Independent apartment or house
- Shared apartment or house
- Unfinished apartment or house
- Tent
- Private space not for shelter
- Cave/natural shelter
- Collective public space not for shelter

No IDPs

No information

Min - Max: rent paid per room (where known)

### Hijeh

NDPs IDPs   
No info

### Kodneh

NDPs IDPs   
1000 - 1500 SYP

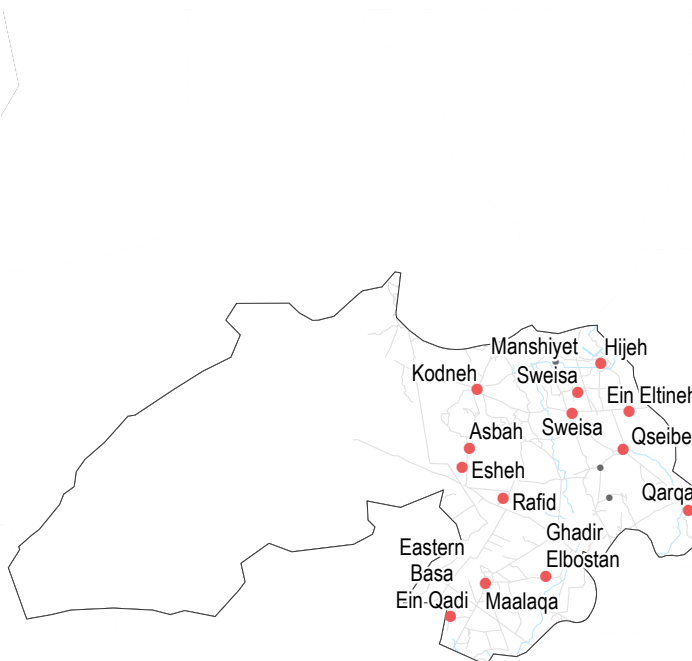
### Maalaqa

NDPs IDPs   
No info

### Manshiyet Sweisa

NDPs IDPs   
No info

- 13/13 communities assessed (5 communities are shown on the previous factsheet, 4 communities are shown on the next factsheet):
- Hijeh
- Kodneh
- Maalaqa
- Manshiyet Sweisa



## Livelihoods

Most common strategies used to cope with lack of income / resources

### Hijeh

Borrowing from family/friends

### Kodneh

Borrowing from family/friends  
High risk/illegal work

### Maalaqa

Borrowing from family/friends

### Manshiyet Sweisa

High risk/illegal work  
Selling household assets

## Displacement

### Hijeh

76-100%  
 No No info

### Kodneh

51-75%  
 No No info

### Maalaqa

76-100%  
 No No info

### Manshiyet Sweisa

51-75%  
 No No info

% of pre-conflict population remaining

IDPs already living in village

IDPs arrived in last month

No information

## NFIs

### Hijeh

**B** 8700 SYP  
**D** 360 SYP  
**F** NA

### Kodneh

**B** 8500 SYP  
**D** 350 SYP  
**F** NA

### Maalaqa

**B** 8500 SYP  
**D** 375 SYP  
**F** NA

### Manshiyet Sweisa

**B** 10000 SYP  
**D** 350 SYP  
**F** NA

Most common electricity source

Main network

Generator

No source available

No information

Fuel Prices

**B** Butane (cannister)

**D** Diesel (litre)

**F** Firewood (tonne)

NA: not available for purchase

# Al Khashniyyeh 2/3, Quneitra Governorate

# April 2017

## Health

Most common health problems

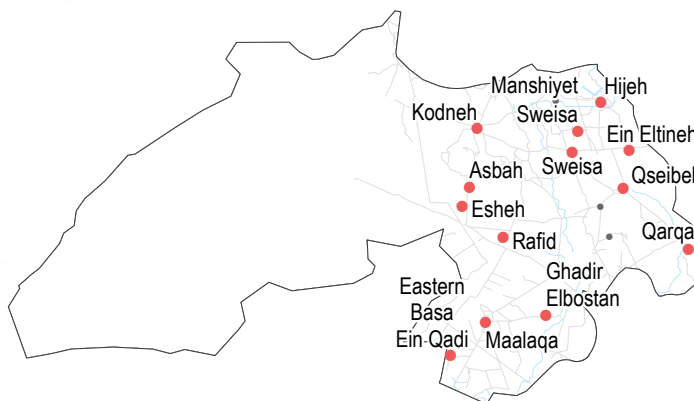
**Maalaqa**  
 Acute respiratory infections  
 Polio  
 Severe disease affecting those aged less than 5

**Manshiyet Sweisa**  
 Acute respiratory infections  
 Severe disease affecting those aged less than 5

**Hijeh**  
 Disabilities  
 Acute respiratory infections  
 Severe disease affecting those aged less than 5

**Kodneh**  
 Severe disease affecting those aged less than 5

- 13/13 communities assessed (5 communities are shown on the previous factsheet, 4 communities are shown on the next factsheet):  
 Hijeh  
 Kodneh  
 Maalaqa  
 Manshiyet Sweisa



## Food Security

### Hijeh

Bread: no info  
 Rice: 900 SYP  
 Lentils: 300 SYP  
 Cooking oil: 950 SYP  
 Sugar: 650 SYP

### Kodneh

Bread: no info  
 Rice: 850 SYP  
 Lentils: 350 SYP  
 Cooking oil: 900 SYP  
 Sugar: 450 SYP

### Maalaqa

Bread: no info  
 Rice: 850 SYP  
 Lentils: 300 SYP  
 Cooking oil: 900 SYP  
 Sugar: 650 SYP

### Manshiyet Sweisa

Bread: no info  
 Rice: 800 SYP  
 Lentils: 350 SYP  
 Cooking oil: 900 SYP  
 Sugar: 450 SYP

Main challenges to obtaining food

- No challenges
- Some foods unavailable
- Local production decreased
- Lack of access to market
- Some foods expensive
- Lack of resources to buy food available in markets
- Lack of access to fuel
- Cooking fuel not available

No information

Bread (public): 1 pack  
 Rice, lentils, sugar: 1 kg  
 Cooking oil: 1 litre

## WASH

Most common water source

Status of source

- Water is safe to drink
- Water tastes/smells bad
- People sick after drinking
- No information

Sufficiency of available water to meet household needs

- Sufficient
- Insufficient
- No information

Most common method of garbage disposal

### Hijeh

Water trucking   
 Buried / burned

### Kodneh

Water trucking   
 Buried / burned

### Maalaqa

Water trucking   
 Buried / burned

### Manshiyet Sweisa

Water trucking   
 Buried / burned

## Education

### Hijeh

Most children accessed education

### Kodneh

Most children accessed education

### Maalaqa

Most children accessed education

### Manshiyet Sweisa

Some facilities destroyed  
 Lack of teaching staff  
 Lack of school supplies

Status of primary schools in village

- Functioning
- Not functioning
- Not available
- No information
- Barriers to accessing education services

# Al Khashniyyeh 3/3, Quneitra Governorate

# April 2017

## Shelter

### Most common shelter

- Independent apartment or house
- Shared apartment or house
- Unfinished apartment or house
- Tent
- Private space not for shelter
- Cave/natural shelter
- Collective public space not for shelter

- No IDPs
- No information

Min - Max: rent paid per room (where known)

### Qarqas

- NDPs
- IDPs
- No info

### Qseibeh

- NDPs
- IDPs
- No info

### Rafid

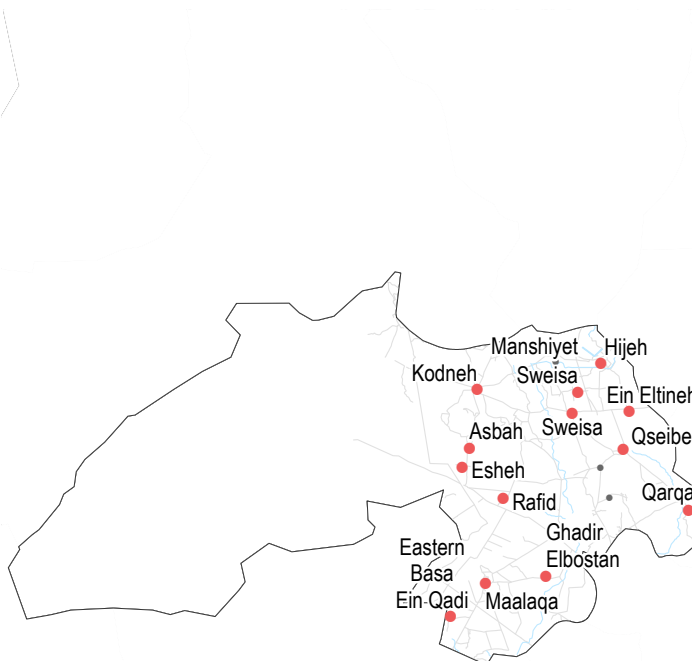
- NDPs
- IDPs
- No info

### Sweisa

- NDPs
- IDPs
- 1000 - 1500 SYP

13/13 communities assessed (9 communities are shown on the previous two factsheets):

- Qarqas
- Qseibeh
- Rafid
- Sweisa



## Livelihoods

Most common strategies used to cope with lack of income / resources

**Qarqas**  
Borrowing from family/friends

**Sweisa**  
High risk/illegal work  
Selling household assets

**Qseibeh**  
Borrowing from family/friends

**Rafid**  
Borrowing from family/friends

## Displacement

### Qarqas

- 76-100%
- No
- No info

### Qseibeh

- 51-75%
- Yes
- No IDPs

### Rafid

- 76-100%
- Yes
- No IDPs

### Sweisa

- 51-75%
- No
- No info

% of pre-conflict population remaining

IDPs already living in village

IDPs arrived in last month

No information

## NFIs

### Qarqas

- B** 8500 SYP
- D** 375 SYP
- F** NA

### Qseibeh

- B** 10000 SYP
- D** 525 SYP
- F** 65000 SYP

### Rafid

- B** 9500 SYP
- D** 365 SYP
- F** NA

### Sweisa

- B** 10000 SYP
- D** 350 SYP
- F** NA

Most common electricity source

Main network

Generator

No source available

No information

Fuel Prices

**B** Butane (cannister)

**D** Diesel (litre)

**F** Firewood (tonne)

NA: not available for purchase

# Al Khashniyyeh 3/3, Quneitra Governorate

# April 2017

## Health

Most common health problems

**Rafid**  
 Polio  
 Severe disease affecting those aged less than 5

**Qarqas**  
 Polio  
 Malnutrition  
 Severe disease affecting those aged less than 5

**Sweisa**  
 Diarrhoea  
 Severe disease affecting those aged less than 5

**Qseibeh**  
 Communicable disease  
 Chronic disease with no access to medicine

• 13/13 communities assessed (9 communities are shown on the previous two factsheets):  
 Qarqas  
 Qseibeh  
 Rafid  
 Sweisa

## WASH

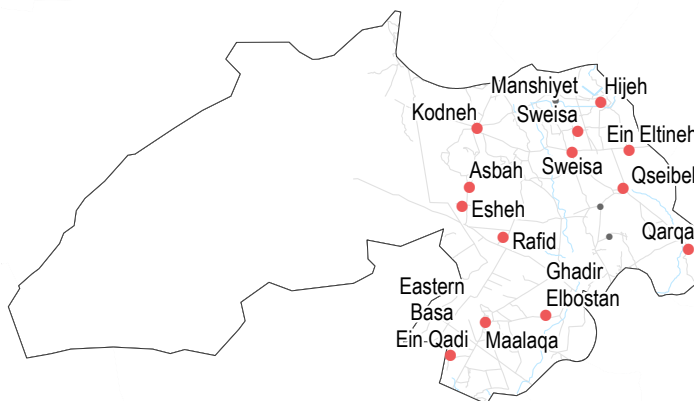
**Most common water source**  
**Status of source**  
 Water is safe to drink  
 Water tastes/smells bad  
 People sick after drinking  
 No information  
**Sufficiency of available water to meet household needs**  
 Sufficient  
 Insufficient  
 No information  
**Most common method of garbage disposal**  
 Buried / burned

**Qarqas**  
 Water trucking   
 Buried / burned

**Qseibeh**  
 Water trucking   
 Buried / burned

**Rafid**  
 Water trucking   
 Buried / burned

**Sweisa**  
 Water trucking   
 Buried / burned



## Food Security

### Qarqas

Bread: no info  
 Rice: 850 SYP  
 Lentils: 300 SYP  
 Cooking oil: 900 SYP  
 Sugar: 600 SYP

### Qseibeh

Bread: no info  
 Rice: 700 SYP  
 Lentils: 250 SYP  
 Cooking oil: 700 SYP  
 Sugar: 525 SYP

### Rafid

Bread: no info  
 Rice: 900 SYP  
 Lentils: 300 SYP  
 Cooking oil: 900 SYP  
 Sugar: 550 SYP

### Sweisa

Bread: no info  
 Rice: 800 SYP  
 Lentils: 350 SYP  
 Cooking oil: 900 SYP  
 Sugar: 450 SYP

Main challenges to obtaining food

- No challenges
  - Some foods unavailable
  - Local production decreased
  - Lack of access to market
  - Some foods expensive
  - Lack of resources to buy food available in markets
  - Lack of access to fuel
  - Cooking fuel not available
  - No information
- Bread (public): 1 pack  
 Rice, lentils, sugar: 1 kg  
 Cooking oil: 1 litre

## Education

### Qarqas

Most children accessed education

### Qseibeh

Most children accessed education

### Rafid

Most children accessed education

### Sweisa

Some facilities destroyed  
 Lack of teaching staff  
 Lack of school supplies

Status of primary schools in village

- Functioning
- Not functioning
- Not available
- No information
- Barriers to accessing education services

# Fiq, Quneitra Governorate

# April 2017

## Shelter

### Most common shelter

- Independent apartment or house
- Shared apartment or house
- Unfinished apartment or house
- Tent
- Private space not for shelter
- Cave/natural shelter
- Collective public space not for shelter

- No IDPs
- No information

Min - Max: rent paid per room (where known)

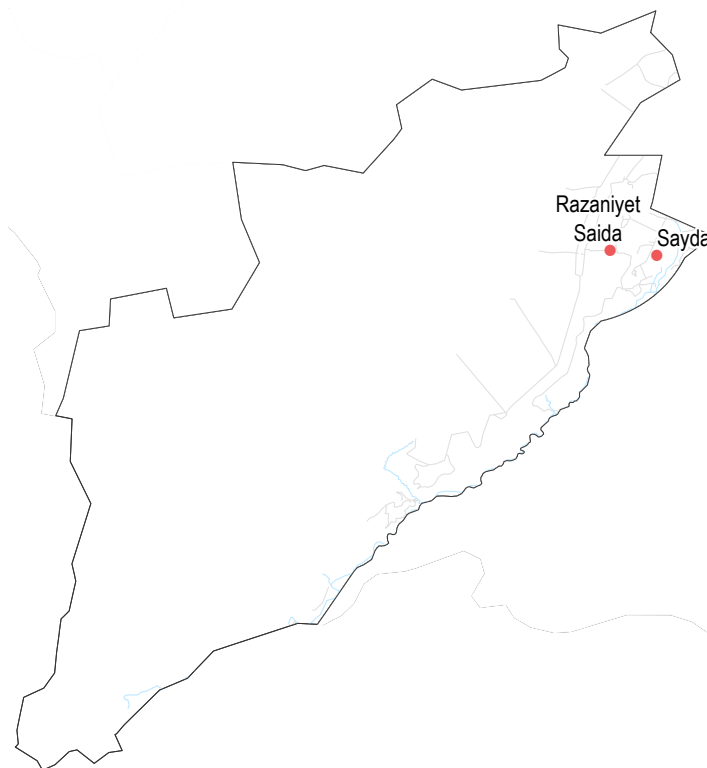
### Razaniyet Saida

- NDPs
- IDPs
- No info

### Sayda

- NDPs
- IDPs
- No info

- 2/2 communities assessed :  
Razaniyet Saida  
Sayda



## Displacement

### Razaniyet Saida

- 26-50%
- No
- No info

### Sayda

- 51-75%
- No
- No info

- % of pre-conflict population remaining
- IDPs already living in village
- IDPs arrived in last month
- No information

## Livelihoods

Most common strategies used to cope with lack of income / resources

### Razaniyet Saida

- High risk/illegal work
- Selling household assets

### Sayda

- Children sent to work/beg
- Taking loans/buying on credit
- Borrowing from family/friends

## NFIs

### Razaniyet Saida

- B** 10000 SYP
- D** 350 SYP
- F** NA

### Sayda

- B** 10000 SYP
- D** 280 SYP
- F** 62000 SYP

### Most common electricity source

- Main network
- Generator
- No source available
- No information

### Fuel Prices

- B** Butane (cannister)
- D** Diesel (litre)
- F** Firewood (tonne)

NA: not available for purchase

# Fiq, Quneitra Governorate

# April 2017

## Health

Most common health problems

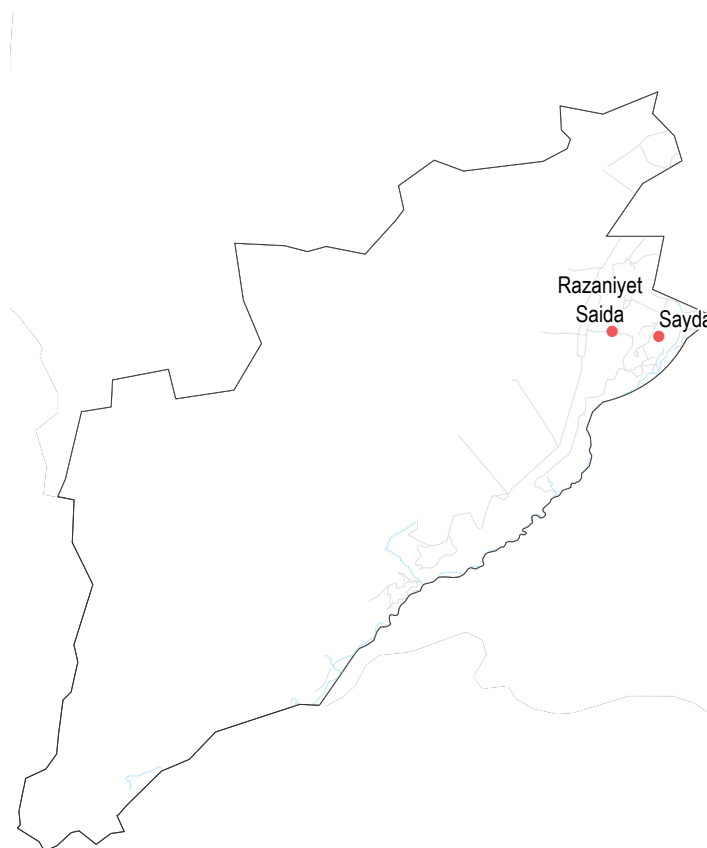
### Razaniyet Saida

Communicable disease

### Sayda

Disabilities  
Maternal health issues  
Severe disease affecting those aged less than 5

- 2/2 communities assessed :
- Razaniyet Saida
- Sayda



## WASH

Most common water source

Status of source

- Water is safe to drink
- Water tastes/smells bad
- People sick after drinking
- No information

Sufficiency of available water to meet household needs

- Sufficient
- Insufficient
- No information

Most common method of garbage disposal

### Razaniyet Saida

Water trucking

Buried / burned

### Sayda

Water trucking

Private paid collection

## Food Security

### Razaniyet Saida

Bread: no info  
 Rice: 800 SYP  
 Lentils: 350 SYP  
 Cooking oil: 900 SYP  
 Sugar: 4500 SYP

### Sayda

Bread: no info  
 Rice: 600 SYP  
 Lentils: 350 SYP  
 Cooking oil: 800 SYP  
 Sugar: 425 SYP

Main challenges to obtaining food

- No challenges
- Some foods unavailable
- Local production decreased
- Lack of access to market
- Some foods expensive
- Lack of resources to buy food available in markets
- Lack of access to fuel
- Cooking fuel not available

No information

Bread (public): 1 pack  
Rice, lentils, sugar: 1 kg  
Cooking oil: 1 litre

## Education

### Razaniyet Saida

Some facilities destroyed  
 Lack of teaching staff  
 Lack of school supplies

### Sayda

Most children accessed education

Status of primary schools in village

- Functioning
- Not functioning
- Not available
- No information
- Barriers to accessing education services

# Khan Arnaba 1/2, Quneitra Governorate

# April 2017

## Shelter

### Most common shelter

- Independent apartment or house
- Shared apartment or house
- Unfinished apartment or house
- Tent
- Private space not for shelter
- Cave/natural shelter
- Collective public space not for shelter

- No IDPs
- No information
- Min - Max: rent paid per room (where known)

### Ayoba

NDPs IDPs   
No info

### Hadar

NDPs IDPs   
11000 - 12000 SYP

### Jbata Elkhashab

NDPs IDPs   
No info

### Kalidiyeh

NDPs IDPs   
No info

### Khan Arnaba

NDPs IDPs   
1000 - 1500 SYP

## Livelihoods

Most common strategies used to cope with lack of income / resources

### Ayoba

Taking loans/buying on credit  
Borrowing from family/friends

### Hadar

Taking loans/buying on credit  
Borrowing from family/friends

### Jbata Elkhashab

Borrowing from family/friends

### Kalidiyeh

Borrowing from family/friends

### Khan Arnaba

High risk/illegal work  
Selling household assets

• 9/17 communities assessed (4 communities are shown on the next factsheet):  
Ayoba  
Hadar  
Jbata Elkhashab  
Kalidiyeh  
Khan Arnaba



## Displacement

### Ayoba

51-75%  
 Yes No IDPs

### Hadar

76-100%  
 Yes No IDPs

### Jbata Elkhashab

51-75%  
 Yes No IDPs

### Kalidiyeh

51-75%  
 Yes No IDPs

% of pre-conflict population remaining

IDPs already living in village

IDPs arrived in last month

No information

### Khan Arnaba

51-75%  
 No No info

## NFIs

### Ayoba

**B** 6500 SYP  
**D** 400 SYP  
**F** 55000 SYP

### Hadar

**B** 6500 SYP  
**D** 350 SYP  
**F** 50000 SYP

### Jbata Elkhashab

**B** 10400 SYP  
**D** 500 SYP  
**F** 65000 SYP

### Kalidiyeh

**B** 10000 SYP  
**D** 425 SYP  
**F** 65000 SYP

### Khan Arnaba

**B** 8500 SYP  
**D** 350 SYP  
**F** NA

Most common electricity source

Main network

Generator

No source available

No information

Fuel Prices

**B** Butane (cannister)

**D** Diesel (litre)

**F** Firewood (tonne)

NA: not available for purchase

### Health

Most common health problems

#### Jbata Elkhashab

Diarrhoea  
Skin disease  
Chronic disease with no access to medicine

#### Kalidiyeh

Skin disease  
Communicable disease  
Chronic disease with no access to medicine

#### Khan Arnaba

Severe disease affecting those aged less than 5

#### Ayoba

Diarrhoea  
Skin disease  
Communicable disease

#### Hadar

Communicable disease  
Chronic disease with no access to medicine

• 9/17 communities assessed (4 communities are shown on the next factsheet):

Ayoba  
Hadar  
Jbata Elkhashab  
Kalidiyeh  
Khan Arnaba



### Food Security

#### Khan Arnaba

Bread: no info  
Rice: 800 SYP  
Lentils: 400 SYP  
Cooking oil: 900 SYP  
Sugar: 450 SYP

#### Ayoba

Bread: no info  
Rice: 450 SYP  
Lentils: 200 SYP  
Cooking oil: 650 SYP  
Sugar: 325 SYP

#### Jbata Elkhashab

Bread: no info  
Rice: 650 SYP  
Lentils: 250 SYP  
Cooking oil: 700 SYP  
Sugar: 425 SYP

#### Hadar

Bread: 125 SYP  
Rice: 500 SYP  
Lentils: 250 SYP  
Cooking oil: 550 SYP  
Sugar: 325 SYP

#### Kalidiyeh

Bread: no info  
Rice: 650 SYP  
Lentils: 250 SYP  
Cooking oil: 700 SYP  
Sugar: 425 SYP

Main challenges to obtaining food

- No challenges
  - Some foods unavailable
  - Local production decreased
  - Lack of access to market
  - Some foods expensive
  - Lack of resources to buy food available in markets
  - Lack of access to fuel
  - Cooking fuel not available
  - No information
- Bread (public): 1 pack  
Rice, lentils, sugar: 1 kg  
Cooking oil: 1 litre

### WASH

Most common water source

Status of source

- Water is safe to drink
- Water tastes/smells bad
- People sick after drinking
- No information

Sufficiency of available water to meet household needs

- Sufficient
- Insufficient
- No information

Most common method of garbage disposal

#### Ayoba

Water trucking   
 Public free collection

#### Hadar

Network   
 Public free collection

#### Jbata Elkhashab

Water trucking   
 Buried / burned

#### Kalidiyeh

Water trucking   
 Buried / burned

#### Khan Arnaba

Water trucking   
 Buried / burned

### Education

#### Ayoba

Most children accessed education

#### Hadar

Most children accessed education

#### Jbata Elkhashab

Most children accessed education

#### Kalidiyeh

Most children accessed education

Status of primary schools in village

- Functioning
- Not functioning
- Not available
- No information
- Barriers to accessing education services

#### Khan Arnaba

Some facilities destroyed  
Lack of teaching staff  
Lack of school supplies

# Khan Arnaba 2/2, Quneitra Governorate

# April 2017

## Shelter

### Most common shelter

- Independent apartment or house
- Shared apartment or house
- Unfinished apartment or house
- Tent
- Private space not for shelter
- Cave/natural shelter
- Collective public space not for shelter

- No IDPs
- No information

Min - Max: rent paid per room (where known)

### Kom Elbasha

NDPs IDPs   
8000 - 9500 SYP

### Kom Elwisseh Marj Barghut

NDPs IDPs   
11000 - 15000 SYP

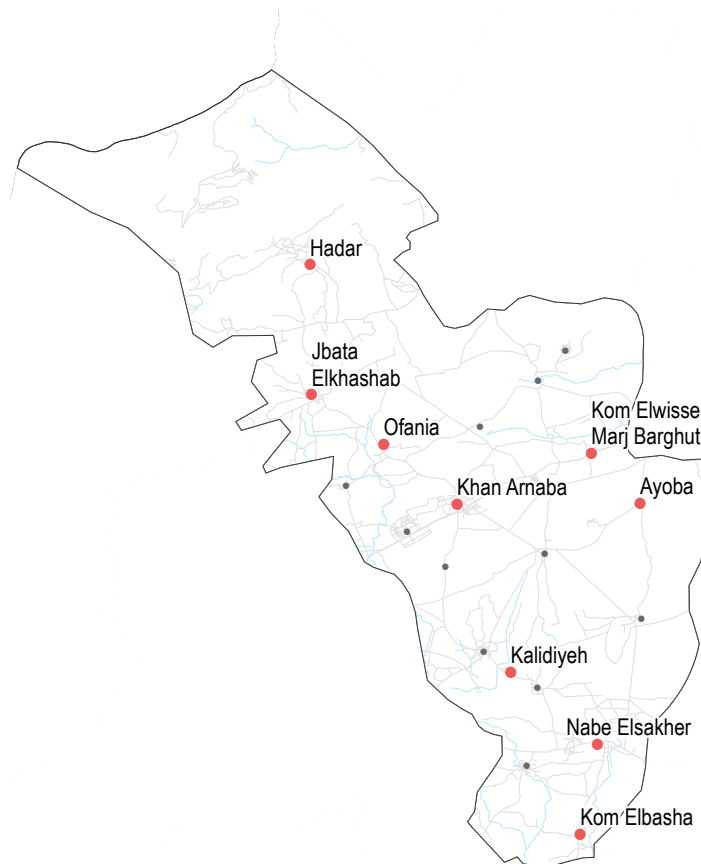
### Nabe Elsakher

NDPs IDPs   
No info

### Ofanía

NDPs IDPs   
1000 - 1500 SYP

- 9/17 communities assessed (5 communities are shown on the previous factsheet):  
Kom Elbasha  
Kom Elwisseh Marj Barghut  
Nabe Elsakher  
Ofanía



## Livelihoods

Most common strategies used to cope with lack of income / resources

**Kom Elbasha**  
Borrowing from family/friends

**Ofanía**  
High risk/illegal work  
Selling household assets

**Kom Elwisseh Marj Barghut**  
Taking loans/buying on credit  
Borrowing from family/friends

**Nabe Elsakher**  
Borrowing from family/friends

## Displacement

### Kom Elbasha

51-75%  
 Yes No IDPs

### Kom Elwisseh Marj Barghut

51-75%  
 Yes No IDPs

### Nabe Elsakher

76-100%  
 Yes Yes

### Ofanía

51-75%  
 No No info

% of pre-conflict population remaining

IDPs already living in village

IDPs arrived in last month

No information

## NFIs

### Kom Elbasha

**B** 10500 SYP  
**D** 475 SYP  
**F** 65000 SYP

### Kom Elwisseh Marj Barghut

**B** 6500 SYP  
**D** 350 SYP  
**F** 50000 SYP

### Nabe Elsakher

**B** 9500 SYP  
**D** 375 SYP  
**F** NA

### Ofanía

**B** 11000 SYP  
**D** 360 SYP  
**F** NA

Most common electricity source

Main network

Generator

No source available

No information

Fuel Prices

**B** Butane (cannister)

**D** Diesel (litre)

**F** Firewood (tonne)

NA: not available for purchase

### Health

Most common health problems

**Nabe Elsakher**  
 Disabilities  
 Severe disease affecting those aged less than 5

**Kom Elbasha**  
 Diarrhoea  
 Communicable disease  
 Chronic disease with no access to medicine

**Kom Elwisseh Marj Barghut**  
 Diarrhoea  
 Skin disease  
 Communicable disease

**Ofanias**  
 Communicable disease  
 Severe disease affecting those aged less than 5

- 9/17 communities assessed (5 communities are shown on the previous factsheet):  
 Kom Elbasha  
 Kom Elwisseh Marj Barghut  
 Nabe Elsakher  
 Ofania



### Food Security

**Kom Elbasha**  
 Bread: no info  
 Rice: 650 SYP  
 Lentils: 250 SYP  
 Cooking oil: 800 SYP  
 Sugar: 525 SYP

**Nabe Elsakher**  
 Bread: no info  
 Rice: 900 SYP  
 Lentils: 300 SYP  
 Cooking oil: 900 SYP  
 Sugar: 600 SYP

**Kom Elwisseh Marj Barghut**  
 Bread: no info  
 Rice: 500 SYP  
 Lentils: 200 SYP  
 Cooking oil: 550 SYP  
 Sugar: 325 SYP

**Ofanias**  
 Bread: no info  
 Rice: 850 SYP  
 Lentils: 350 SYP  
 Cooking oil: 900 SYP  
 Sugar: 450 SYP

Main challenges to obtaining food

- No challenges
- Some foods unavailable
- Local production decreased
- Lack of access to market
- Some foods expensive
- Lack of resources to buy food available in markets
- Lack of access to fuel
- Cooking fuel not available
- No information

Bread (public): 1 pack  
 Rice, lentils, sugar: 1 kg  
 Cooking oil: 1 litre

### WASH

Most common water source  
 Status of source  
 Water is safe to drink  
 Water tastes/smells bad  
 People sick after drinking  
 No information  
 Sufficiency of available water to meet household needs  
 Sufficient  
 Insufficient  
 No information  
 Most common method of garbage disposal  
 Buried / burned

**Kom Elbasha**  
 Water trucking   
 Buried / burned

**Kom Elwisseh Marj Barghut**  
 Network   
 Public free collection

**Nabe Elsakher**  
 Water trucking   
 Buried / burned

**Ofanias**  
 Water trucking   
 Buried / burned

### Education

**Kom Elbasha**  
 Most children accessed education

**Kom Elwisseh Marj Barghut**  
 Most children accessed education

**Nabe Elsakher**  
 Most children accessed education

**Ofanias**  
 Some facilities destroyed  
 Lack of teaching staff  
 Lack of school supplies

Status of primary schools in village

- Functioning
- Not functioning
- Not available
- No information
- Barriers to accessing education services

# Quneitra, Quneitra Governorate

# April 2017

## Shelter

### Most common shelter

- Independent apartment or house
- Shared apartment or house
- Unfinished apartment or house
- Tent
- Private space not for shelter
- Cave/natural shelter
- Collective public space not for shelter

- No IDPs
- No information

Min - Max: rent paid per room (where known)

### Bir Ajam

NDPs IDPs   
1500 - 2000 SYP

### Rweheineh

NDPs IDPs   
No info

### Breiqa

NDPs IDPs   
No info

### Quneitra

NDPs IDPs   
No info

## Livelihoods

Most common strategies used to cope with lack of income / resources

### Bir Ajam

- High risk/illegal work
- Selling household assets

### Breiqa

- Borrowing from family/friends
- Skipping meals
- Reducing meal size

### Quneitra

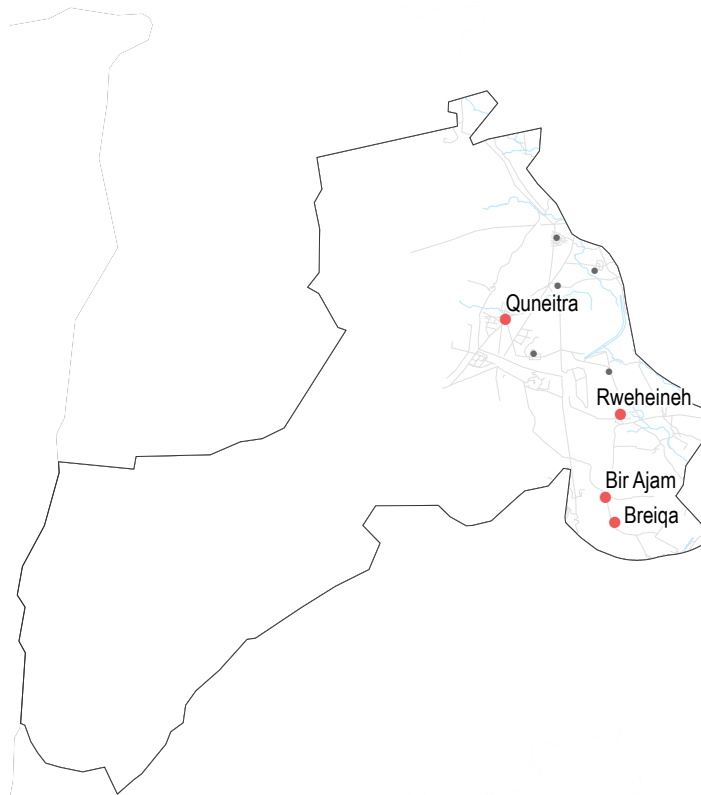
- Borrowing from family/friends
- High risk/illegal work
- Skipping meals

### Rweheineh

- Borrowing from family/friends

• 4/7 communities assessed :

- Bir Ajam
- Breiqa
- Quneitra
- Rweheineh



## Displacement

### Bir Ajam

76-100%  
 No No info

### Breiqa

None  
 No No info

### Quneitra

1-25%  
 Yes Yes

### Rweheineh

51-75%  
 Yes No IDPs

% of pre-conflict population remaining

IDPs already living in village

IDPs arrived in last month

No information

## NFIs

### Bir Ajam

**B** 9000 SYP  
**D** 350 SYP  
**F** NA

### Breiqa

**B** 10000 SYP  
**D** 200 SYP  
**F** 75000 SYP

### Quneitra

**B** NA  
**D** 350 SYP  
**F** NA

### Rweheineh

**B** 10500 SYP  
**D** 550 SYP  
**F** 65000 SYP

Most common electricity source

Main network

Generator

No source available

No information

Fuel Prices

**B** Butane (cannister)

**D** Diesel (litre)

**F** Firewood (tonne)

NA: not available for purchase

# Quneitra, Quneitra Governorate

# April 2017

## Health

Most common health problems

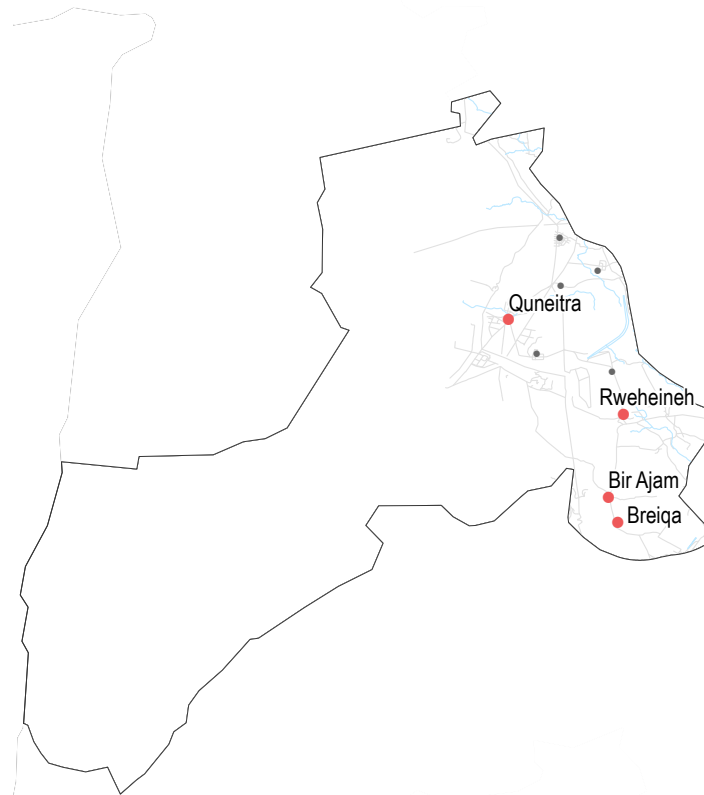
**Quneitra**  
 Disabilities  
 Injuries  
 Symptoms of psychological trauma

**Bir Ajam**  
 Acute respiratory infections  
 Severe disease affecting those aged less than 5

**Rweheineh**  
 Diarrhoea  
 Skin disease  
 Communicable disease

**Breiqa**  
 Communicable disease  
 Chronic disease with no access to medicine  
 Acute respiratory infections

• 4/7 communities assessed :  
 Bir Ajam  
 Breiqa  
 Quneitra  
 Rweheineh



## WASH

**Most common water source**  
**Status of source**  
 Water is safe to drink  
 Water tastes/smells bad  
 People sick after drinking  
 No information  
**Sufficiency of available water to meet household needs**  
 Sufficient  
 Insufficient  
 No information  
**Most common method of garbage disposal**  
 Disposed at designated site

**Bir Ajam**  
 Water trucking   
 Buried / burned

**Breiqa**  
 Closed well   
 Public free collection

**Quneitra**  
 Water trucking   
 Buried / burned

**Rweheineh**  
 Water trucking   
 Disposed at designated site

## Food Security

### Bir Ajam

Bread: no info  
 Rice: 800 SYP  
 Lentils: 250 SYP  
 Cooking oil: 900 SYP  
 Sugar: 450 SYP

### Breiqa

Bread: no info  
 Rice: 400 SYP  
 Lentils: 400 SYP  
 Cooking oil: 700 SYP  
 Sugar: 400 SYP

### Quneitra

Bread: no info  
 Rice: 800 SYP  
 Lentils: 350 SYP  
 Cooking oil: no info  
 Sugar: 450 SYP

### Rweheineh

Bread: no info  
 Rice: 650 SYP  
 Lentils: 250 SYP  
 Cooking oil: 700 SYP  
 Sugar: 425 SYP

**Main challenges to obtaining food**

- No challenges
- Some foods unavailable
- Local production decreased
- Lack of access to market
- Some foods expensive
- Lack of resources to buy food available in markets
- Lack of access to fuel
- Cooking fuel not available
- No information

Bread (public): 1 pack  
 Rice, lentils, sugar: 1 kg  
 Cooking oil: 1 litre

## Education

### Bir Ajam

Some facilities destroyed  
 Lack of teaching staff  
 Lack of school supplies

### Breiqa

Most children accessed education

### Quneitra

Unsafe route to services  
 Other

### Rweheineh

Most children accessed education

**Status of primary schools in village**

- Functioning
- Not functioning
- Not available
- No information
- Barriers to accessing education services