



IDP Camp Profile - Tazade

Diyala, Iraq
April 2016

Management agency: Government and YAO Organization
Manager/Focal point: Afrasio Mahmoud Saleh
Phone number: 7701390545
Email: Tazadycamp@gmail.com
Registration actor: Government and YAO Organization

Summary


This profile provides an overview of conditions in Tazade camp. Primary data was collected through household surveys on 07-04-16. Households were randomly sampled to a 95% confidence and 10% margin of error, based on population figures provided by CCCM. In some cases, additional information from camp managers has been used to support findings. Round IV of data collection was in December 2015.

Camp Overview

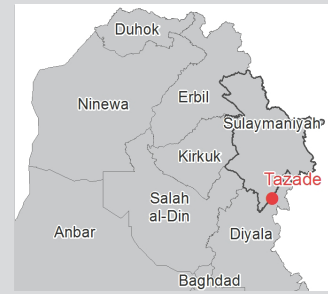
of individuals: 2627
of households: 500
Date opened: 14-11-15
Occupied number: 600
Ongoing extension: no
Planned capacity: 600
Camp area: 132903m²

Demographics

49% male / 51% female

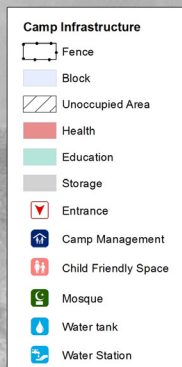


Location Map



IDP Camp Map - Tazade

Lat. 34° 42' 20.175" N Long. 45° 26' 55.56" E



Sectoral Minimum Standards

		Target	Previous Round	Current Round	Achievement
Education	% of children aged 6-11 attending formal school	100%	88%	80%	●
	% of children aged 12-17 attending formal school	100%	76%	65%	●
Food	% of households accessed Family Food Parcel or equivalent in the past month	100%	100%	98%	●
Health	Health services are available on-site or within walking distance	Yes	Yes	Yes	●
CCCM	Average open area per household	min. 30m ²	n/a	213m ²	●
Protection	% of IDPs registered on an individual basis (MODM/DDM)	100%	99%	99%	●
	% of households accessed shelter assistance since arrival at the camp	100%	100%	90%	●
	Average covered area per person	min. 3.5m ²	n/a	3.7m ²	●
Shelter	Average number of individuals per shelter	max.5	4	4	●
	# of persons per latrine	max. 20	3	4	●
	# of persons per shower	max. 20	3	4	●
WASH	Frequency of solid waste disposal at least weekly	min. weekly	Yes	Yes	●

*GPS tracking of camp infrastructure was not possible this round due to restrictions from authorities. Area calculations subsequently could not be determined.

Targets based on minimum standards agreed with the CCCM Cluster, Iraq. Findings based on household-level data, enumerator field observations, and camp management documentation

● Minimum standard reached, ● More than 50% minimum standard reached, ● Less than 50% of minimum standard reached or not at all



CCCM CLUSTER
SUPPORTING DISPLACED COMMUNITIES

For more information on this profile please contact:
CCCM Cluster: iraqimo@cccmcluster.org
REACH Initiative: melissa.meinhart@reach-initiative.org

REACH An initiative of
IMPACT Initiatives
ACTED and UNOSAT



IDP Camp Profile - Tazade

Diyala, Iraq
April 2016

Management agency: Government and YAO Organization
Manager/Focal point: Afrasio Mahmoud Saleh
Phone number: 7701390545
Email: Tazadycamp@gmail.com
Registration actor: Government and YAO Organization

Shelter

Top three observed shelter types*

Caravan	100%	<div></div>
n/a	n/a	
n/a	n/a	

*Households were asked to select all shelter typologies within household.

NFI items

41%	reported a second fly sheet
95%	reported access to an air conditioner
2	average number of carpets per HH
6	average number of mattresses per HH

Hazards

6%	reported exposed electrical cables at site
----	--

Shelter Improvement

16%	reported making own improvements to their shelter
-----	---

Households reporting flooding in past three months, by type

No flooding	98%	<div></div>
Flooding (temporary damage)	1%	<div></div>
Flooding (permanent damage)	1%	<div></div>

Community Organisation

IDP committees

100%	reported awareness of IDP committee(s)
------	--

Complaints mechanism

100%	reported awareness of complaints mechanism
------	--

Protection

Family Separation

0%	reported hosting unaccompanied or separated minors
0%	reported that other family members intended to join them

Vulnerable groups

Pregnant / lactating women	17%	<div></div>
Chronically ill individual(s)	5%	<div></div>
Disabled individual(s)	2%	<div></div>

Intentions

17%	planned to move to a different location in next 3 months
-----	--

Restrictions

19%	reported entry or exit restrictions during daylight hours
-----	---

Food Security and Coping Strategies

Reported access to food assistance

98%	accessed food assistance in past month
54%	received Public Distribution System (PDS) in past month

Top three food consumption coping strategies

Cheaper Food	37%	<div></div>
Smaller meals	1%	<div></div>
Less meals	1%	<div></div>

Top three reported livelihood coping strategies

Spent Savings	54%	<div></div>
Charitable Donations	12%	<div></div>
Debt	5%	<div></div>

WASH

Latrines and showers

0%	reported public or communal latrines
n/a	public/communal latrines lockable from the inside
n/a	public/communal latrines with functioning lighting

Top three reported methods of waste removal

Collected	100%	<div></div>
n/a	n/a	
n/a	n/a	

Reported drinking water sources

11%	connection inside the home to collective water storage
75%	connection inside the home to private water storage
13%	communal water tap outside the shelter

Access to water

5%	reported 24 consecutive hours without access to water in the past month
----	---

Household Income

10%	reported as being economically inactive
-----	---

Top three income sources*:

Humanitarian aid	25%	<div></div>
Unskilled Labour	19%	<div></div>
Government aid	17%	<div></div>

*Households were asked to select all income sources within household.