

Northern Syria Market Monitoring Exercise

April 2015

Cash-Based Responses Technical Working Group

REACH Informing
more effective
humanitarian action

METHODOLOGY

Using a network of field enumerators, REACH collected detailed information about the availability and prices of key food, non-food items, and fuel from 14 sub-districts across Idleb Governorate in northern Syria. Each trained enumerator assessed one to three major markets in their assigned sub-district, using a semi-structured interview form to elicit information from shopkeepers and traders about prices, the availability of stock, and the time needed to replace current stocks. The enumerators administered survey forms using smart phones, which allowed the recording of GPS points to crosscheck the target areas with the final covered areas in the assessment.

LIMITATIONS

REACH enumerators collected data remotely, supervised by the REACH assessment team based in Turkey. Due to the challenges arising from remote management, outliers are cross-checked; data is carefully cleaned, and results triangulated with available secondary data.

WHAT IS THE CASH-BASED RESPONSES TECHNICAL WORKING GROUP?

The Cash-Based Responses Technical Working Group (CBR-TWG) was established in March 2014 to analyse the impact of the ongoing conflict on markets in Syria and to guide the implementation of humanitarian cash programs within those markets.

INTRODUCTION

To understand the functioning of markets in Northern Syria and how they cope with the challenges brought by the conflict, REACH and the Cash-Based Responses Technical Working Group (CBR-TWG) conduct monthly monitoring of key markets. In each market, the field teams identify traders and retailers of key food and non-food items, whose prices and stock levels are monitored on a monthly basis. Data collectors also monitor the prices of several types of fuel to understand the availability and pricing of different fuel types. Basic commodities have been identified based on what is typically available, sold and used by an average Syrian household. Many of these items are components of the Survival Minimum Expenditure Basket (SMEB), detailed in the table to the right, which outlines the minimum culturally-adjusted group of items required for survival for a six-person household over a one-month period.

This report provides an overview of the range and median prices of key food and non-food items across the areas assessed. In order to illustrate the variation across the assessed area, REACH has used the collected data to map the price of an SMEB in each sub-district. The cleaned datasets are available on the REACH Resource Centre.

ANALYSIS SUMMARY

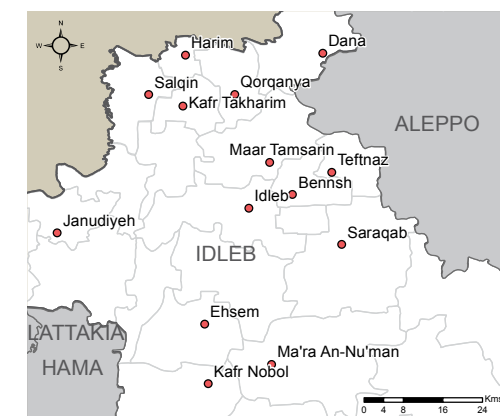
From 20 to 27 April 2015, REACH enumerators collected primary data on the price and availability of basic food and non-food items in 14 sub-districts of Idleb Governorate, northern Syria. Due to the conflict in Idleb city and surrounding areas during the past month, REACH was unable to collect information in Abul Thohur and Sarmin sub-districts.

Prices of food, fuel and NFIs stayed consistent overall in comparison with March, though with some specific changes, including an increase in the price of manually refined petrol. The most remarkable change from previous months, however, has been the exchange rate. During the month of April, the number of Syrian pounds to the US dollar has increased from 204 to 320.

The majority of items in the SMEB were found in all assessed markets, with the exception of tomato paste, salt and laundry soap in Kafr Takharim, chicken in Saraqab and all types of soap in Janudiyeh. This shortage may be influenced by the closing of the Bab al-Hawa border crossing and reduced imports from Turkey, as well as by the influx of IDPs coming from Idleb city during the last month.

The difference between the highest and the lowest calculated price for a SMEB basket has shrunk when compared with last month's, most likely due to the change in the exchange rate. In April, there was a 28 USD difference between the highest and the lowest SMEB basket in the assessed sub-districts.

ASSESSED MARKETS

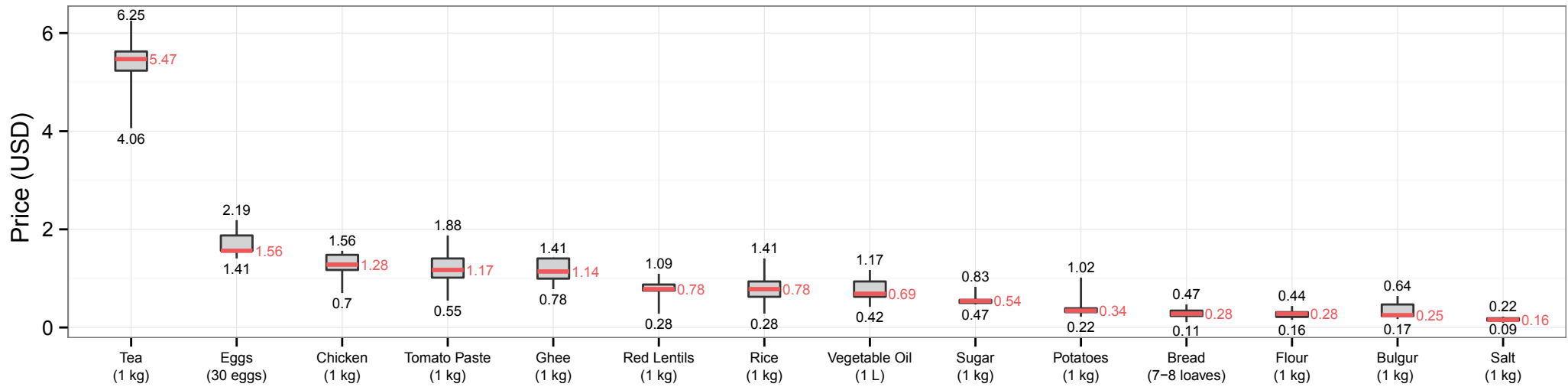


SURVIVAL MINIMUM EXPENDITURE BASKET (SMEB) CONTENTS

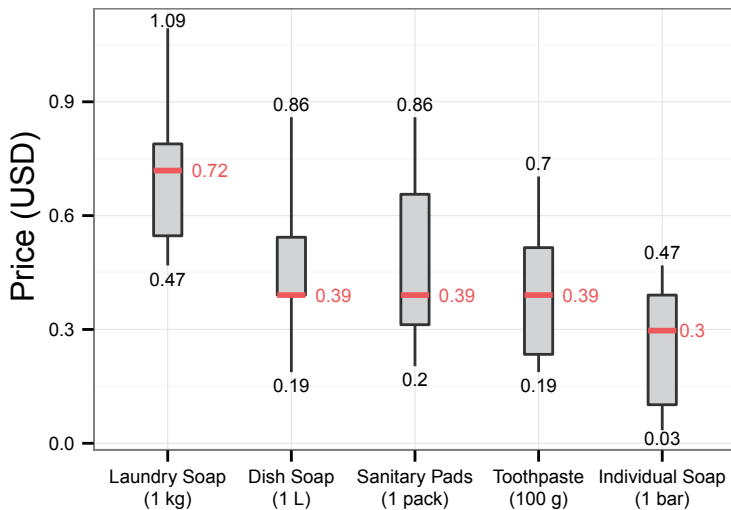
	Item	Quantity	
Food Items	Bread	37 kg	
	Bulgur	15 kg	
	Chicken	4 kg	
	Dried Pulses	19 kg	
	Eggs	6 kg	
	Fresh vegetables*	6 kg	
	Ghee	7 kg	
	Rice	19 kg	
	Salt	1 kg	
	Sugar	5 kg	
	Tomato paste	6 kg	
	Non-Food Items	Individual soap	12 pcs
		Laundry/dish soap	2 kg
Sanitary pads		4 packs of 10	
Toothpaste		2 pcs	
Fuel	Kerosene	25 L	
	(manually refined)		
Water	Water*	2790 L	
Other	6% float*	6% total value	

*starred items were excluded from SMEB calculations

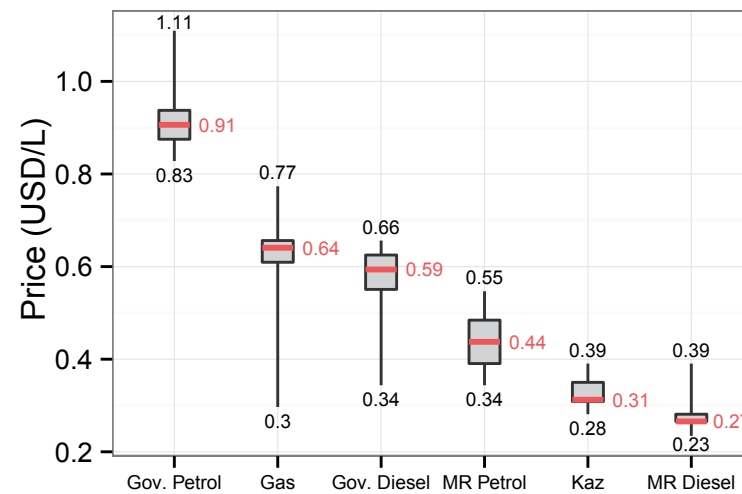
FOOD ITEMS



NON-FOOD ITEMS

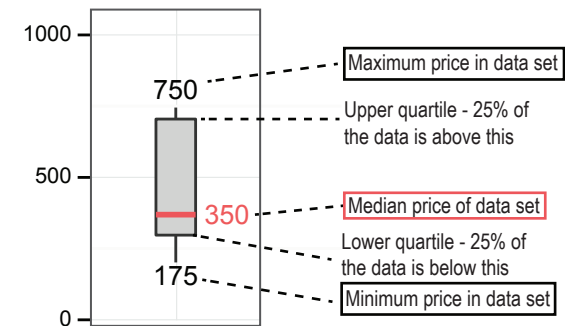


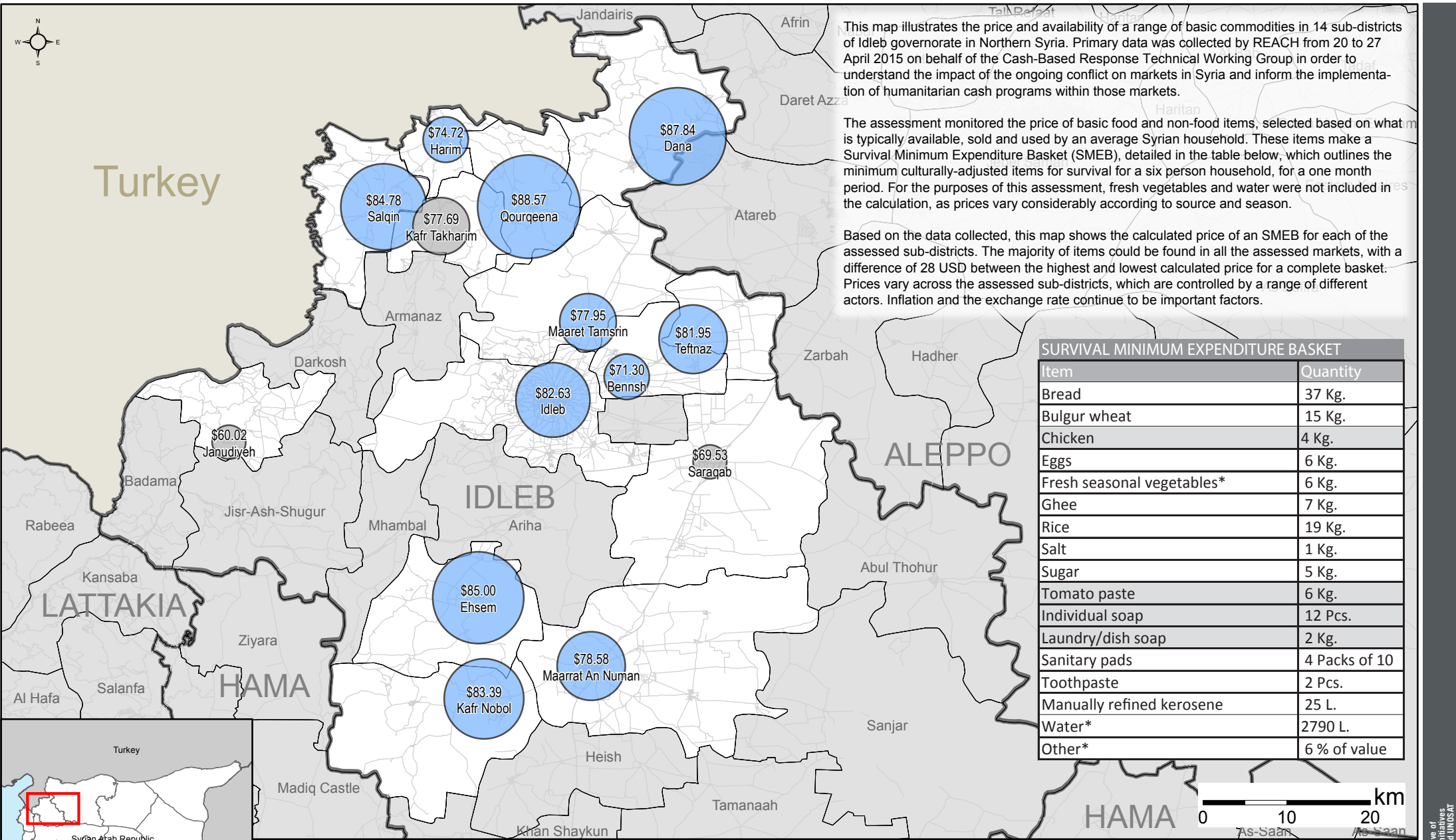
FUEL



How to read a box plot

Box plots provide a variety of data to aid in understanding the distribution of the data set:






This map illustrates the price and availability of a range of basic commodities in 14 sub-districts of Idleb governorate in Northern Syria. Primary data was collected by REACH from 20 to 27 April 2015 on behalf of the Cash-Based Response Technical Working Group in order to understand the impact of the ongoing conflict on markets in Syria and inform the implementation of humanitarian cash programs within those markets.

The assessment monitored the price of basic food and non-food items, selected based on what is typically available, sold and used by an average Syrian household. These items make a Survival Minimum Expenditure Basket (SMEB), detailed in the table below, which outlines the minimum culturally-adjusted items for survival for a six person household, for a one month period. For the purposes of this assessment, fresh vegetables and water were not included in the calculation, as prices vary considerably according to source and season.

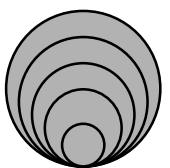
Based on the data collected, this map shows the calculated price of an SMEB for each of the assessed sub-districts. The majority of items could be found in all the assessed markets, with a difference of 28 USD between the highest and lowest calculated price for a complete basket. Prices vary across the assessed sub-districts, which are controlled by a range of different actors. Inflation and the exchange rate continue to be important factors.

SURVIVAL MINIMUM EXPENDITURE BASKET



Item	Quantity
Bread	37 Kg.
Bulgur wheat	15 Kg.
Chicken	4 Kg.
Eggs	6 Kg.
Fresh seasonal vegetables*	6 Kg.
Ghee	7 Kg.
Rice	19 Kg.
Salt	1 Kg.
Sugar	5 Kg.
Tomato paste	6 Kg.
Individual soap	12 Pcs.
Laundry/dish soap	2 Kg.
Sanitary pads	4 Packs of 10
Toothpaste	2 Pcs.
Manually refined kerosene	25 L.
Water*	2790 L.
Other*	6 % of value



Complete SMEB*



Incomplete SMEB

 Road
 Sub-District
 Governorate

Data sources: Common Operational Data Set, REACH, © OpenStreetMap contributors

Coordinate System: GCS WGS 1984
File: REACH_SYR_SMEB_21Apr2015_A4_V1
Contact: reach.mapping@impact-initiatives.org

Note: Data, designations and boundaries contained on this map are not warranted to be error-free and do not imply acceptance by the REACH partners, associated, donors mentioned on this map.