

Introduction

This multi-sector needs assessment is part of a monthly data collection exercise which aims to gather information about needs and the humanitarian situation inside Syria. The factsheets present information collected in March 2017, referring to the situation in February 2017.

These factsheets present information at the community level for 17 sub-districts in Dar'a governorate. In Dar'a City, neighbourhood-level data has been collected, and information is presented at this level*. Selected key indicators for the following sectors are included in the factsheets: displacement, shelter, NFIs, health, food security, WASH and education. The factsheets do not cover the entire range of indicators gathered in the questionnaire.

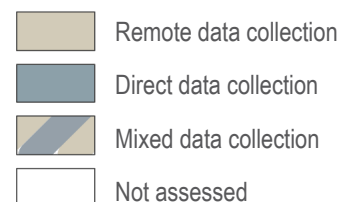
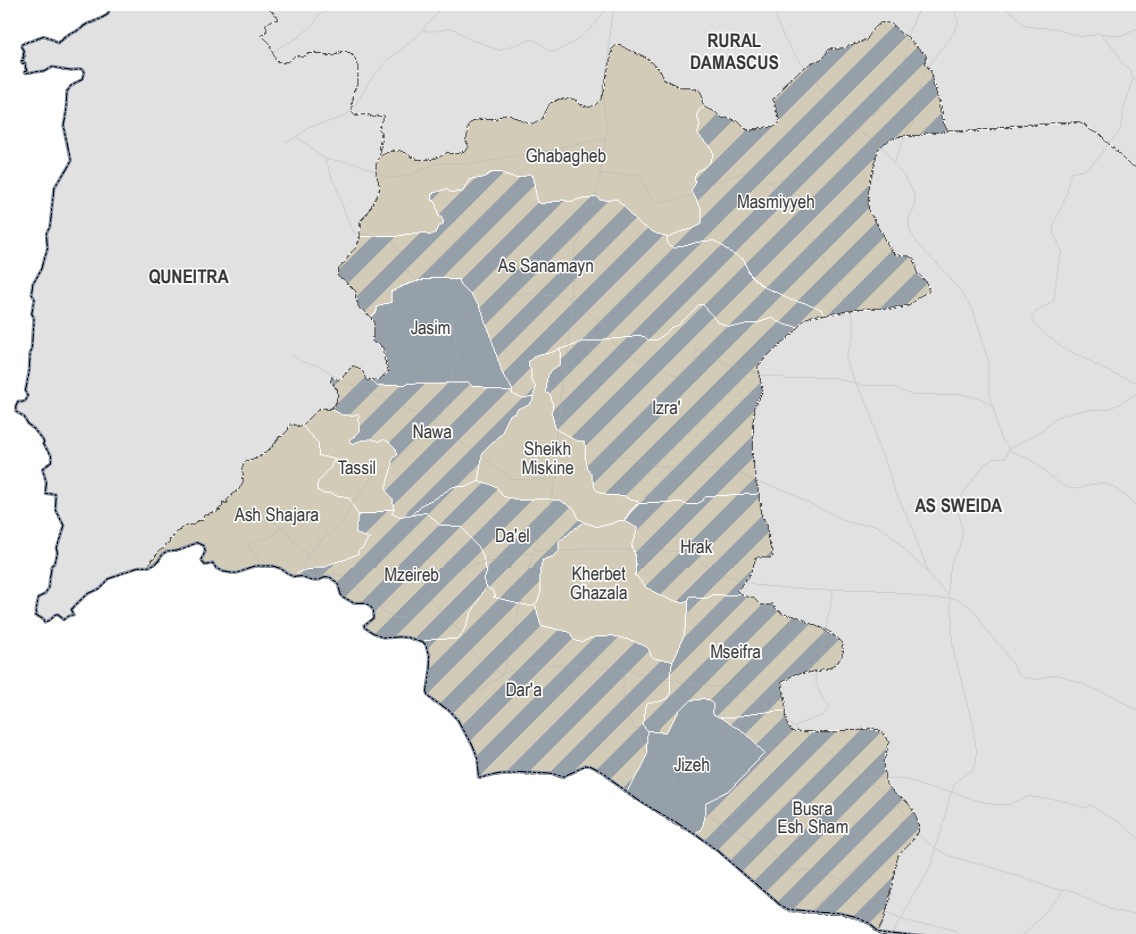
For full visualisation of all indicators collected, please see the SIMAWG Needs Identification Dynamic Reporting Tool, available here: <http://www.reach-info.org/syr/simawg/>

Methodology and limitations

These findings are based on data collected both directly and remotely (in Jordan) from Key Informants residing in the communities assessed.

Information was collected from Key Informants in 126 communities in 17 sub-districts of Dar'a governorate. For each question asked, confidence levels are assigned based on the Key Informant's area of expertise and knowledge of the sector-specific situation.

For a full description of the methodology, please see the Terms of Reference, available on the [REACH Resource Centre](#).



PDF: click on sub-district name to jump to factsheet

Shelter

Most common shelter

- Independent apartment or house
- Shared apartment or house
- Unfinished apartment or house
- Tent
- Private space not for shelter
- Cave/natural shelter
- Collective public space not for shelter

No IDPs

No information

Min - Max: rent paid per room (where known)

Abdin

NDPs IDPs
2000 - 3000 SYP

Abu Hartein

NDPs IDPs
No info

Al Qusayr

NDPs IDPs
2000 - 3000 SYP

Arda

NDPs IDPs
1500 - 2500 SYP

Ash Shajara

NDPs IDPs
2000 - 4000 SYP

Beit Ara

NDPs IDPs
No info

- 12/17 communities assessed (6 communities are shown on the next factsheet):

Abdin
Abu Hartein
Al Qusayr
Arda
Ash Shajara
Beit Ara

Livelihoods

Most common strategies used to cope with lack of income / resources

Abdin

- Borrowing from family/friends
- High risk/illegal work
- Selling household assets

Abu Hartein

- Borrowing from family/friends

Al Qusayr

- Borrowing from family/friends
- High risk/illegal work
- Selling household assets

Arda

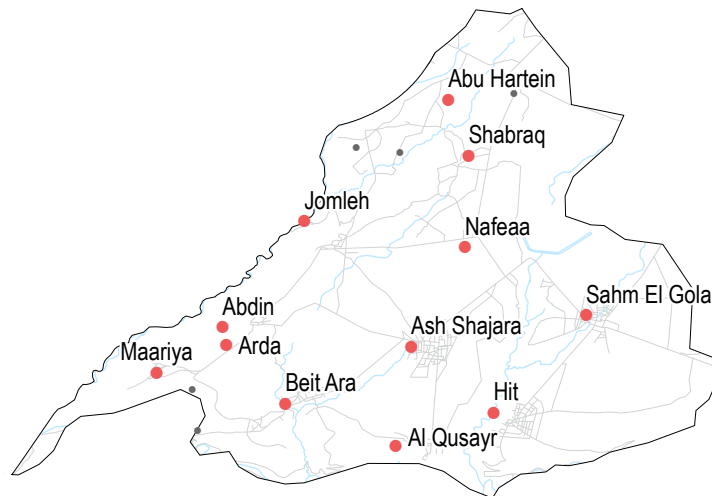
- Borrowing from family/friends
- High risk/illegal work
- Selling household assets

Ash Shajara

- Borrowing from family/friends
- High risk/illegal work
- Selling household assets

Beit Ara

- Borrowing from family/friends
- Spending days without eating



Displacement

Abdin

76-100%
 No No info

Abu Hartein

26-50%
 No No info

Al Qusayr

51-75%
 No No info

Arda

76-100%
 No No info

% of pre-conflict population remaining

IDPs already living in village

IDPs arrived in last month

No information

Ash Shajara

76-100%
 Yes No

Beit Ara

51-75%
 No No info

NFIs

Abdin

B 18000 SYP
D 900 SYP
F 80000 SYP

Abu Hartein

B 12000 SYP
D 750 SYP
F 75000 SYP

Al Qusayr

B 20000 SYP
D 1000 SYP
F 90000 SYP

Arda

B 20000 SYP
D 1000 SYP
F 88000 SYP

Ash Shajara

B 20000 SYP
D 800 SYP
F 91000 SYP

Beit Ara

B NA
D NA
F 90000 SYP

Most common electricity source

Main network

Generator

No source available

No information

Fuel Prices

B Butane (cannister)

D Diesel (litre)

F Firewood (tonne)

NA: not available for purchase

Health

Most common health problems

Al Qusayr

Chronic disease with no access to medicine
Acute respiratory infections
Severe diseases affecting those aged less than 5

Arda

Chronic disease with no access to medicine
Acute respiratory infections
Severe diseases affecting those aged less than 5

Ash Shajara

Disabilities
Acute respiratory infections
Severe diseases affecting those aged less than 5

Beit Ara

Injuries
Acute respiratory infections
Malnutrition

Abdin

Chronic disease with no access to medicine
Acute respiratory infections
Severe diseases affecting those aged less than 5

Abu Hartein

Communicable diseases
Chronic disease with no access to medicine
Pregnancy related diseases

• 12/17 communities assessed (6 communities are shown on the next factsheet):
Abdin
Abu Hartein
Al Qusayr
Arda
Ash Shajara
Beit Ara

Food Security

Ash Shajara

Bread: no info
Rice: 1200 SYP
Lentils: 550 SYP
Cooking oil: 1200 SYP
Sugar: 900 SYP

Abdin

Bread: no info
Rice: 900 SYP
Lentils: 350 SYP
Cooking oil: 1200 SYP
Sugar: 800 SYP

Al Qusayr

Bread: no info
Rice: 1000 SYP
Lentils: 500 SYP
Cooking oil: 1250 SYP
Sugar: 900 SYP

Main challenges to obtaining food

- No challenges
- Some foods unavailable
- Local production decreased
- Lack of access to market
- Some foods expensive
- Lack of resources to buy food available in markets
- Lack of access to fuel
- Cooking fuel not available
- No information

Beit Ara

Bread: no info
Rice: no info
Lentils: no info
Cooking oil: no info
Sugar: no info

Abu Hartein

Bread: no info
Rice: 750 SYP
Lentils: 300 SYP
Cooking oil: 700 SYP
Sugar: 500 SYP

Arda

Bread: no info
Rice: 1000 SYP
Lentils: 450 SYP
Cooking oil: 1200 SYP
Sugar: 900 SYP

Bread (public): 1 pack
Rice, lentils, sugar: 1 kg
Cooking oil: 1 litre

WASH

Most common water source

Status of source

- Water is safe to drink
- Water tastes/smells bad
- People sick after drinking
- No information

Change in available water since last month

- More water
- No change
- Less water
- No information

Most common method of garbage disposal

Abdin

Water trucking
 Left in street / public area

Abu Hartein

Water trucking
 Buried / burned

Al Qusayr

Water trucking
 No information

Arda

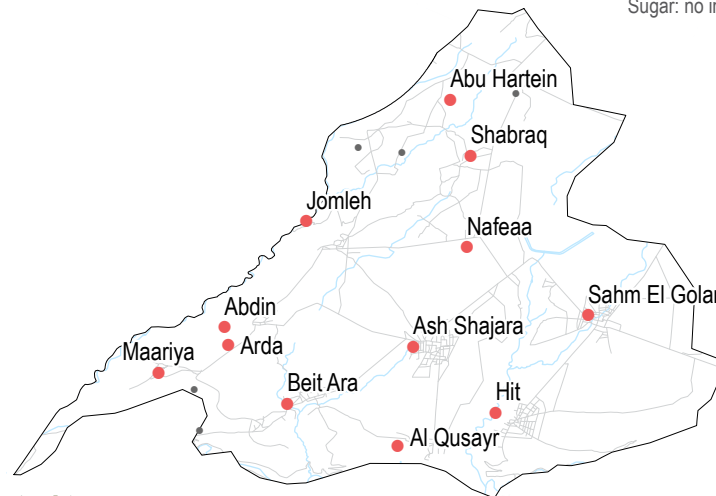
Water trucking
 Left in street / public area

Beit Ara

Water trucking
 Left in street / public area

Ash Shajara

Water trucking
 Public free collection



Education

Abdin

Most children accessed education

Abu Hartein

Some facilities destroyed

Al Qusayr

Most children accessed education

Arda

Most children accessed education

Status of primary schools in village

- Functioning
- Not functioning
- Not available
- No information
- Barriers to accessing education services

Ash Shajara

Most children accessed education

Beit Ara

Unsafe route to services

Shelter

Most common shelter

- Independent apartment or house
- Shared apartment or house
- Unfinished apartment or house
- Tent
- Private space not for shelter
- Cave/natural shelter
- Collective public space not for shelter

- No IDPs
- No information

Min - Max: rent paid per room (where known)

Hit

NDPs IDPs
 10000 - 15000 SYP

Jomleh

NDPs IDPs
 2000 - 3000 SYP

Maariya

NDPs IDPs
 1500 - 2000 SYP

Nafeaa

NDPs IDPs
 2000 - 3000 SYP

Sahm El Golan

NDPs IDPs
 4000 - 6000 SYP

Shabraq

NDPs IDPs
 2000 - 3000 SYP

• 12/17 communities assessed (6 communities are shown on the previous factsheet):

- Hit
- Jomleh
- Maariya
- Nafeaa
- Sahm El Golan
- Shabraq

Livelihoods

Most common strategies used to cope with lack of income / resources

Hit

- Borrowing from family/friends
- Reducing meal size
- Spending days without eating

Jomleh

- Borrowing from family/friends
- High risk/illegal work
- Selling household assets

Maariya

- Borrowing from family/friends
- High risk/illegal work
- Selling household assets

Nafeaa

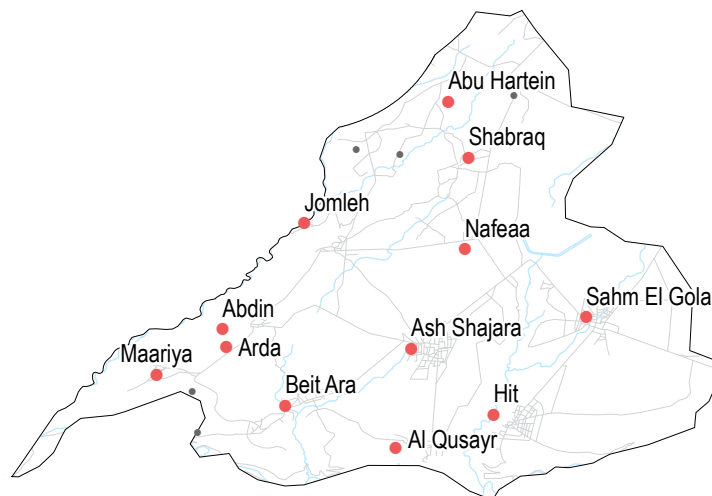
- Borrowing from family/friends
- High risk/illegal work
- Selling household assets

Sahm El Golan

- Borrowing from family/friends
- High risk/illegal work
- Selling household assets

Shabraq

- Borrowing from family/friends
- High risk/illegal work
- Selling household assets



Displacement

Hit

1-25%
 No No info

Jomleh

51-75%
 No No info

Maariya

51-75%
 No No info

Nafeaa

51-75%
 No No info

% of pre-conflict population remaining

IDPs already living in village

IDPs arrived in last month

No information

Sahm El Golan

76-100%
 Yes No

Shabraq

76-100%
 No No info

NFIs

Hit

B 13000 SYP
D 350 SYP
F 80000 SYP

Jomleh

B 18000 SYP
D 950 SYP
F 90000 SYP

Maariya

B 18000 SYP
D 900 SYP
F 87000 SYP

Nafeaa

B 17000 SYP
D 800 SYP
F 81000 SYP

Sahm El Golan

B 16000 SYP
D 700 SYP
F 82000 SYP

Shabraq

B 19000 SYP
D 950 SYP
F 91000 SYP

Most common electricity source

Main network

Generator

No source available

No information

Fuel Prices

B Butane (cannister)

D Diesel (litre)

F Firewood (tonne)

NA: not available for purchase

Health

Most common health problems

Maariya

Chronic disease with no access to medicine
Acute respiratory infections
Severe diseases affecting those aged less than 5

Nafeaa

Disabilities
Acute respiratory infections
Severe diseases affecting those aged less than 5

Sahm El Golan

Disabilities
Acute respiratory infections
Severe diseases affecting those aged less than 5

Shabraq

Chronic disease with no access to medicine
Acute respiratory infections
Severe diseases affecting those aged less than 5

Hit

Diarrhea
Communicable diseases
Acute respiratory infections

Jomleh

Chronic disease with no access to medicine
Acute respiratory infections
Severe diseases affecting those aged less than 5

• 12/17 communities assessed (6 communities are shown on the previous factsheet):

- Hit
- Jomleh
- Maariya
- Nafeaa
- Sahm El Golan
- Shabraq

Food Security

Sahm El Golan

Bread: no info
Rice: 650 SYP
Lentils: 450 SYP
Cooking oil: 1100 SYP
Sugar: 800 SYP

Hit

Bread: no info
Rice: 800 SYP
Lentils: 500 SYP
Cooking oil: 950 SYP
Sugar: 500 SYP

Maariya

Bread: no info
Rice: 900 SYP
Lentils: 450 SYP
Cooking oil: 1200 SYP
Sugar: 850 SYP

Shabraq

Bread: no info
Rice: 1100 SYP
Lentils: 475 SYP
Cooking oil: 1300 SYP
Sugar: 950 SYP

Jomleh

Bread: no info
Rice: 900 SYP
Lentils: 550 SYP
Cooking oil: 1200 SYP
Sugar: 850 SYP

Nafeaa

Bread: no info
Rice: 900 SYP
Lentils: 400 SYP
Cooking oil: 1100 SYP
Sugar: 750 SYP

Main challenges to obtaining food

- No challenges
- Some foods unavailable
- Local production decreased
- Lack of access to market
- Some foods expensive
- Lack of resources to buy food available in markets
- Lack of access to fuel
- Cooking fuel not available
- No information

Bread (public): 1 pack
Rice, lentils, sugar: 1 kg
Cooking oil: 1 litre

WASH

Most common water source

Status of source

- Water is safe to drink
- Water tastes/smells bad
- People sick after drinking
- No information

Change in available water since last month

- More water
- No change
- Less water
- No information

Most common method of garbage disposal

Hit

Water trucking
Buried / burned

Jomleh

Water trucking
Left in street / public area

Maariya

Water trucking
Left in street / public area

Nafeaa

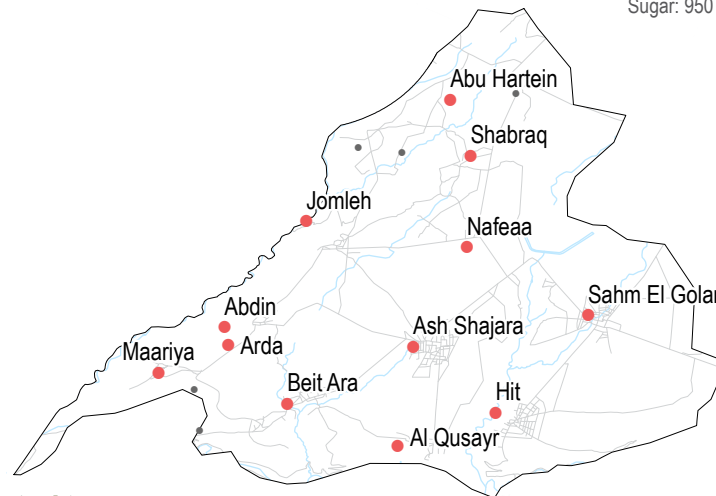
Water trucking
Left in street / public area

Shabraq

Protected spring
Left in street / public area

Sahm El Golan

Water trucking
Left in street / public area



Education

Hit

Unsafe route to services

Jomleh

Most children accessed education

Maariya

Most children accessed education

Nafeaa

Most children accessed education

Status of primary schools in village

- Functioning
- Not functioning
- Not available
- No information
- Barriers to accessing education services

Sahm El Golan

Services not accessible

Shabraq

Most children accessed education

As Sanamayn 1/3, Dar'a Governorate

March 2017

Shelter

Most common shelter

- Independent apartment or house
- Shared apartment or house
- Unfinished apartment or house
- Tent
- Private space not for shelter
- Cave/natural shelter
- Collective public space not for shelter

- No IDPs
 - No information
- Min - Max: rent paid per room (where known)

Ankhal

NDPs IDPs
No info

As Sanamayn

NDPs IDPs
10000 - 15000 SYP

Barqa

NDPs IDPs
No info

Bsir

NDPs IDPs
No info

Eib

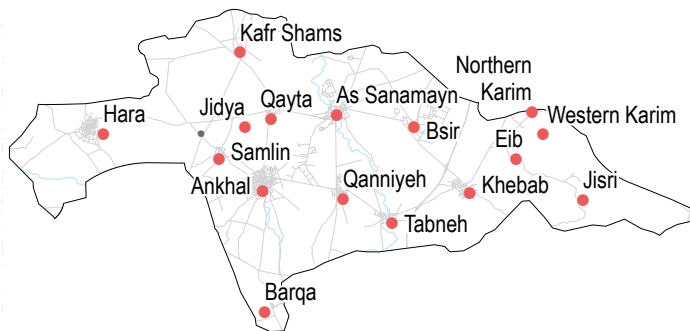
NDPs IDPs
No info

Hara

NDPs IDPs
4500 - 5500 SYP

• 16/17 communities assessed (10 communities are shown on the next two factsheets):

- Ankhal
- As Sanamayn
- Barqa
- Bsir
- Eib
- Hara



Livelihoods

Most common strategies used to cope with lack of income / resources



Ankhal

- Children sent to work/beg
- Borrowing from family/friends
- Reducing meal size



As Sanamayn

- Taking loans/buying on credit
- Skipping meals
- Reducing meal size



Barqa

- Borrowing from family/friends
- Skipping meals
- Reducing meal size



Bsir

- Taking loans/buying on credit
- Borrowing from family/friends
- Skipping meals



Eib

- High risk/illegal work
- Skipping meals
- Reducing meal size



Hara

- Borrowing from family/friends
- Skipping meals
- Reducing meal size

Displacement

Ankhal

51-75%
 Yes Yes

As Sanamayn

51-75%
 No No info

Barqa

76-100%
 No No info

Bsir

76-100%
 No No info

% of pre-conflict population remaining

IDPs already living in village

IDPs arrived in last month

No information

Eib

1-25%
 No No info

Hara

51-75%
 Yes Yes

NFIs

Ankhal

B 11000 SYP
D 350 SYP
F 65000 SYP

As Sanamayn

B 5500 SYP
D NA
F 75000 SYP

Barqa

B 13500 SYP
D 250 SYP
F 75000 SYP

Bsir

B 5000 SYP
D 300 SYP
F 75000 SYP

Eib

B NA
D 350 SYP
F NA

Hara

B 11500 SYP
D 350 SYP
F 55000 SYP

Most common electricity source

Main network

Generator

No source available

No information

Fuel Prices

B Butane (cannister)

D Diesel (litre)

F Firewood (tonne)

NA: not available for purchase

Health

Most common health problems

Barqa

Communicable diseases
Chronic disease with no access to medicine
Acute respiratory infections

Bsir

Communicable diseases
Chronic disease with no access to medicine
Acute respiratory infections

Eib

Communicable diseases
Chronic disease with no access to medicine
Acute respiratory infections

Hara

Chronic disease with no access to medicine
Pregnancy related diseases
Severe diseases affecting those aged less than 5

Ankhal

Diarrhea
Chronic disease with no access to medicine
Severe diseases affecting those aged less than 5

As Sanamayn

Communicable diseases
Chronic disease with no access to medicine
Acute respiratory infections

• 16/17 communities assessed (10 communities are shown on the next two factsheets):

Ankhal
As Sanamayn
Barqa
Bsir
Eib
Hara

Food Security

Eib



Bread: no info
Rice: 400 SYP
Lentils: 400 SYP
Cooking oil: 700 SYP
Sugar: 400 SYP

Ankhal



Bread: no info
Rice: 650 SYP
Lentils: 400 SYP
Cooking oil: 750 SYP
Sugar: 400 SYP

Barqa



Bread: no info
Rice: 450 SYP
Lentils: 400 SYP
Cooking oil: 700 SYP
Sugar: 425 SYP

Main challenges to obtaining food

- No challenges
- Some foods unavailable
- Local production decreased
- Lack of access to market
- Some foods expensive
- Lack of resources to buy food available in markets
- Lack of access to fuel
- Cooking fuel not available

Hara



Bread: no info
Rice: 650 SYP
Lentils: 400 SYP
Cooking oil: 750 SYP
Sugar: 400 SYP

As Sanamayn



Bread: 100 SYP
Rice: 450 SYP
Lentils: 400 SYP
Cooking oil: 750 SYP
Sugar: 400 SYP

Bsir



Bread: 100 SYP
Rice: 450 SYP
Lentils: 400 SYP
Cooking oil: 700 SYP
Sugar: 375 SYP

Bread (public): 1 pack
Rice, lentils, sugar: 1 kg
Cooking oil: 1 litre

WASH

Most common water source

Status of source

- Water is safe to drink
- Water tastes/smells bad
- People sick after drinking
- No information

Change in available water since last month

- More water
- No change
- Less water
- No information

Most common method of garbage disposal

Ankhal

Closed well
 Public free collection

As Sanamayn

Network
 Public free collection

Barqa

Closed well
 Public free collection

Bsir

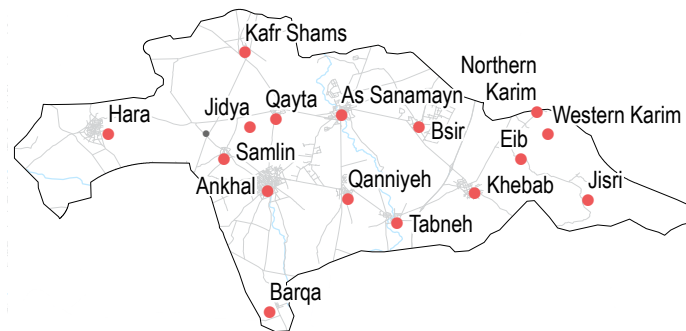
Network
 Public free collection

Hara

Closed well
 Public free collection

Eib

Closed well
 Public free collection



Education

Ankhal

Most children accessed education

As Sanamayn

Most children accessed education

Barqa

Most children accessed education

Bsir

Most children accessed education

Status of primary schools in village

- Functioning
- Not functioning
- Not available
- No information
- Barriers to accessing education services

Eib

Some facilities destroyed
Lack of school supplies
Unsafe route to services

Hara

Most children accessed education

As Sanamayn 2/3, Dar'a Governorate

March 2017

Shelter

Most common shelter

- Independent apartment or house
- Shared apartment or house
- Unfinished apartment or house
- Tent
- Private space not for shelter
- Cave/natural shelter
- Collective public space not for shelter

- No IDPs
- No information

Min - Max: rent paid per room (where known)

Jidya

- NDPs
- IDPs
- No info

Jisri

- NDPs
- IDPs
- No info

Kafr Shams

- NDPs
- IDPs
- No info

Khebab

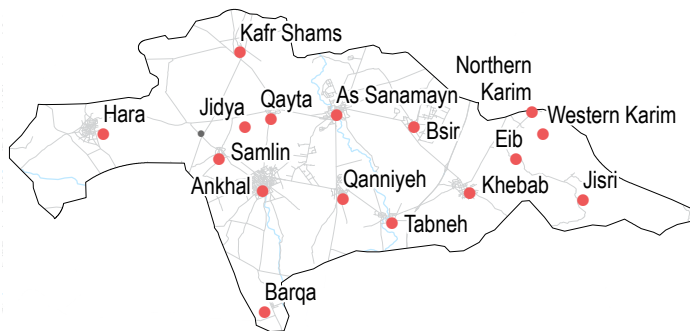
- NDPs
- IDPs
- 10000 - 15000 SYP

Northern Karim

- NDPs
- IDPs
- No info

- 16/17 communities assessed (6 communities are shown on the previous factsheet, 5 communities are shown on the next factsheet):

Jidya
Jisri
Kafr Shams
Khebab
Northern Karim



Livelihoods

Most common strategies used to cope with lack of income / resources

Jidya

- Children sent to work/beg
- Borrowing from family/friends
- Reducing meal size

Jisri

- Children sent to work/beg

Kafr Shams

- Children sent to work/beg
- Reducing meal size

Khebab

- Taking loans/buying on credit
- Borrowing from family/friends
- Skipping meals

Northern Karim

- Borrowing from family/friends
- Selling household assets

Displacement

Jidya

- 26-50%
- No
- No info

Jisri

- 1-25%
- No
- No info

Kafr Shams

- 51-75%
- Yes
- Yes

Khebab

- 76-100%
- No
- No info

% of pre-conflict population remaining

IDPs already living in village

IDPs arrived in last month

No information

Northern Karim

- 51-75%
- No
- No info

NFIs

Jidya

- B 2800 SYP
- D 175 SYP
- F 65000 SYP

Jisri

- B NA
- D 350 SYP
- F 60000 SYP

Kafr Shams

- B 9500 SYP
- D 350 SYP
- F 55000 SYP

Khebab

- B 5000 SYP
- D NA
- F 75000 SYP

Northern Karim

- B 6000 SYP
- D 280 SYP
- F 75000 SYP

Most common electricity source

Main network

Generator

No source available

No information

Fuel Prices

B Butane (cannister)

D Diesel (litre)

F Firewood (tonne)

NA: not available for purchase

Health

Most common health problems

Kafr Shams

Chronic disease with no access to medicine
 Pregnancy related diseases
 Severe diseases affecting those aged less than 5

Khebab

Injuries
 Acute respiratory infections
 Symptoms of psychological trauma

Northern Karim

Acute respiratory infections
 Fever
 Severe diseases affecting those aged less than 5

Jidya

Chronic disease with no access to medicine
 Maternal health issues
 Severe diseases affecting those aged less than 5

Jisri

Diarrhea
 Acute respiratory infections
 Fever

• 16/17 communities assessed (6 communities are shown on the previous factsheet, 5 communities are shown on the next factsheet):

- Jidya
- Jisri
- Kafr Shams
- Khebab
- Northern Karim

Food Security

Northern Karim Jidya

Bread: 125 SYP
 Rice: 700 SYP
 Lentils: 400 SYP
 Cooking oil: 700 SYP
 Sugar: 400 SYP

Kafr Shams

Bread: no info
 Rice: 650 SYP
 Lentils: 400 SYP
 Cooking oil: 750 SYP
 Sugar: 400 SYP

Jisri

Bread: no info
 Rice: 650 SYP
 Lentils: 450 SYP
 Cooking oil: 750 SYP
 Sugar: 400 SYP

Khebab

Bread: 100 SYP
 Rice: 400 SYP
 Lentils: 400 SYP
 Cooking oil: 750 SYP
 Sugar: 400 SYP

Main challenges to obtaining food

- No challenges
- Some foods unavailable
- Local production decreased
- Lack of access to market
- Some foods expensive
- Lack of resources to buy food available in markets
- Lack of access to fuel
- Cooking fuel not available

No information

Bread (public): 1 pack
 Rice, lentils, sugar: 1 kg
 Cooking oil: 1 litre

WASH

Most common water source

Status of source

- Water is safe to drink
- Water tastes/smells bad
- People sick after drinking
- No information

Change in available water since last month

- More water
- No change
- Less water
- No information

Most common method of garbage disposal

Jidya

Closed well
 Public free collection

Jisri

Closed well
 Buried / burned

Kafr Shams

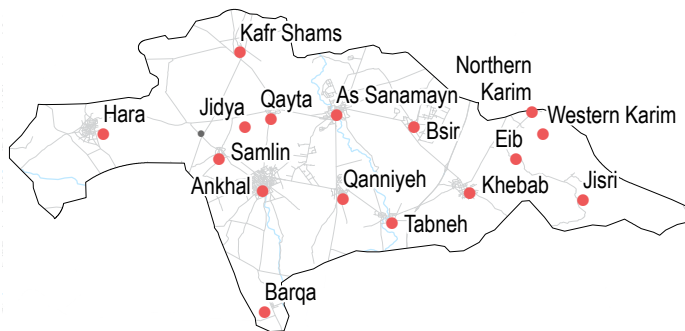
Closed well
 Public free collection

Khebab

Network
 Public free collection

Northern Karim

Closed well
 Buried / burned



Education

Jidya

Most children accessed education

Jisri

Services not accessible

Kafr Shams

Most children accessed education

Khebab

Most children accessed education

Status of primary schools in village

- Functioning
- Not functioning
- Not available
- No information
- Barriers to accessing education services

Northern Karim

Most children accessed education

Shelter

Most common shelter

- Independent apartment or house
- Shared apartment or house
- Unfinished apartment or house
- Tent
- Private space not for shelter
- Cave/natural shelter
- Collective public space not for shelter

- No IDPs
- No information

Min - Max: rent paid per room (where known)

Qanniyeh

NDPs IDPs
 3500 - 4000 SYP

Qayta

NDPs IDPs
 3000 - 4500 SYP

Samlin

NDPs IDPs
 No info

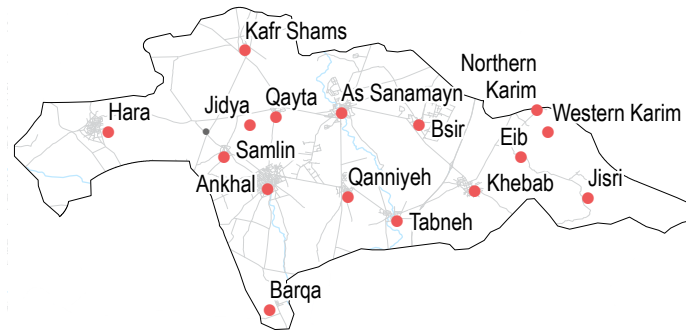
Tabneh

NDPs IDPs
 No info

Western Karim

NDPs IDPs
 No info

- 16/17 communities assessed (11 communities are shown on the previous two factsheets):
- Qanniyeh
- Qayta
- Samlin
- Tabneh
- Western Karim



Livelihoods

Most common strategies used to cope with lack of income / resources

Qanniyeh

- Borrowing from family/friends
- Skipping meals
- Reducing meal size

Qayta

- Borrowing from family/friends
- Skipping meals
- Reducing meal size

Samlin

- Borrowing from family/friends
- Skipping meals
- Reducing meal size

Tabneh

- Taking loans/buying on credit
- Borrowing from family/friends
- Skipping meals

Western Karim

- Borrowing from family/friends
- High risk/illegal work

Displacement

Qanniyeh

51-75%
 No No info

Qayta

51-75%
 No No info

Samlin

51-75%
 No No info

Tabneh

76-100%
 No No info

% of pre-conflict population remaining

IDPs already living in village

IDPs arrived in last month

No information

Western Karim

51-75%

Yes Yes

NFIs

Qanniyeh

B 2800 SYP
D 175 SYP
F 65000 SYP

Qayta

B 2800 SYP
D 175 SYP
F 70000 SYP

Samlin

B 13000 SYP
D 250 SYP
F 75000 SYP

Tabneh

B 5000 SYP
D 300 SYP
F 75000 SYP

Western Karim

B 5500 SYP
D 250 SYP
F NA

Most common electricity source

Main network

Generator

No source available

No information

Fuel Prices

B Butane (cannister)

D Diesel (litre)

F Firewood (tonne)

NA: not available for purchase

Health

Most common health problems

Samlin

Communicable diseases
Chronic disease with no access to medicine
Acute respiratory infections

Tabneh

Communicable diseases
Chronic disease with no access to medicine
Acute respiratory infections

Western Karim

Pregnancy related diseases
Maternal health issues
Severe diseases affecting those aged less than 5

Qanniyeh

Chronic disease with no access to medicine
Pregnancy related diseases
Severe diseases affecting those aged less than 5

Qayta

Chronic disease with no access to medicine
Pregnancy related diseases
Severe diseases affecting those aged less than 5

- 16/17 communities assessed (11 communities are shown on the previous two factsheets):
Qanniyeh
Qayta
Samlin
Tabneh
Western Karim

Food Security

Western Karim

Bread: 100 SYP
 Rice: 700 SYP
 Lentils: 400 SYP
 Cooking oil: 700 SYP
 Sugar: 400 SYP

Qanniyeh

Bread: 75 SYP
 Rice: 650 SYP
 Lentils: 400 SYP
 Cooking oil: 750 SYP
 Sugar: 375 SYP

Samlin

Bread: no info
 Rice: 400 SYP
 Lentils: 400 SYP
 Cooking oil: 750 SYP
 Sugar: 400 SYP

Qayta

Bread: 75 SYP
 Rice: 650 SYP
 Lentils: 400 SYP
 Cooking oil: 750 SYP
 Sugar: 375 SYP

Tabneh

Bread: 100 SYP
 Rice: 500 SYP
 Lentils: 400 SYP
 Cooking oil: 700 SYP
 Sugar: 400 SYP

Main challenges to obtaining food

- No challenges
 - Some foods unavailable
 - Local production decreased
 - Lack of access to market
 - Some foods expensive
 - Lack of resources to buy food available in markets
 - Lack of access to fuel
 - Cooking fuel not available
 - No information
- Bread (public): 1 pack
Rice, lentils, sugar: 1 kg
Cooking oil: 1 litre

WASH

Most common water source

Status of source

- Water is safe to drink
- Water tastes/smells bad
- People sick after drinking
- No information

Change in available water since last month

- More water
- No change
- Less water
- No information

Most common method of garbage disposal

Qanniyeh

Closed well
 Public free collection

Qayta

Closed well
 Public free collection

Samlin

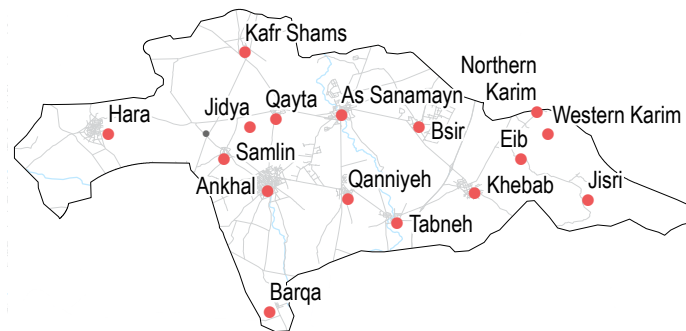
Closed well
 Left in street / public area

Tabneh

Network
 Public free collection

Western Karim

Closed well
 Buried / burned



Education

Qanniyeh

Most children accessed education

Qayta

Most children accessed education

Samlin

Most children accessed education

Tabneh

Most children accessed education

Status of primary schools in village

- Functioning
- Not functioning
- Not available
- No information
- Barriers to accessing education services

Western Karim

Most children accessed education

Busra Esh Sham 1/2, Dar'a Governorate

March 2017

Shelter

Most common shelter

- Independent apartment or house
- Shared apartment or house
- Unfinished apartment or house
- Tent
- Private space not for shelter
- Cave/natural shelter
- Collective public space not for shelter

- No IDPs
- No information

Min - Max: rent paid per room (where known)

Abu Katuleh

- NDPs
- IDPs
- No info

Moraba

- NDPs
- IDPs
- No info

Busra Esh Sham

- NDPs
- IDPs
- No info

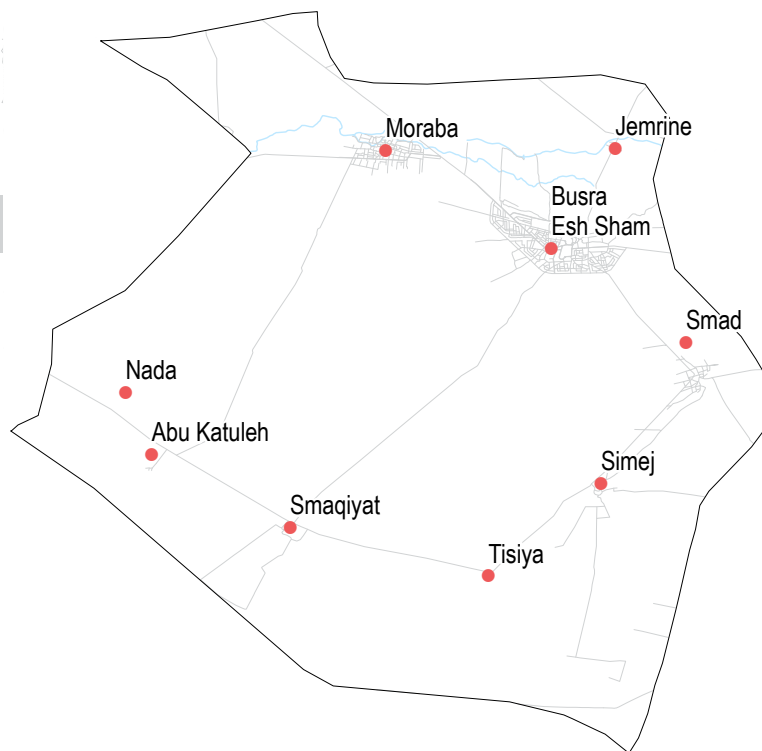
Nada

- NDPs
- IDPs
- No info

Jemrine

- NDPs
- IDPs
- No info

• 9/9 communities assessed (4 communities are shown on the next factsheet):
Abu Katuleh
Busra Esh Sham
Jemrine
Moraba
Nada



Livelihoods

Most common strategies used to cope with lack of income / resources

Abu Katuleh

- Children sent to work/beg
- Borrowing from family/friends
- High risk/illegal work

Moraba

- Children sent to work/beg
- Taking loans/buying on credit
- Borrowing from family/friends

Busra Esh Sham

- Children sent to work/beg
- Taking loans/buying on credit
- Borrowing from family/friends

Nada

- Children sent to work/beg
- Borrowing from family/friends
- High risk/illegal work

Jemrine

- Borrowing from family/friends
- High risk/illegal work
- Selling household assets

Displacement

Abu Katuleh

- 51-75%
- Yes
- No

Busra Esh Sham

- 51-75%
- Yes
- Yes

Jemrine

- 51-75%
- Yes
- Yes

Moraba

- 51-75%
- Yes
- Yes

% of pre-conflict population remaining

IDPs already living in village

IDPs arrived in last month

No information

Nada

- 76-100%
- Yes
- No

NFIs

Abu Katuleh

- B** 10500 SYP
- D** 400 SYP
- F** NA

Moraba

- B** 11000 SYP
- D** 310 SYP
- F** 65000 SYP

Busra Esh Sham

- B** 10000 SYP
- D** 300 SYP
- F** 65000 SYP

Nada

- B** 8000 SYP
- D** 400 SYP
- F** 75000 SYP

Jemrine

- B** 10000 SYP
- D** 350 SYP
- F** NA

Most common electricity source

Main network

Generator

No source available

No information

Fuel Prices

B Butane (cannister)

D Diesel (litre)

F Firewood (tonne)

NA: not available for purchase

Busra Esh Sham 1/2, Dar'a Governorate

March 2017

Health

Most common health problems

Jemrine
 Pregnancy related diseases
 Acute respiratory infections
 Fever

Abu Katuleh
 Diarrhea
 Injuries
 Acute respiratory infections

Moraba
 Chronic disease with no access to medicine
 Acute respiratory infections
 Severe diseases affecting those aged less than 5

Busra Esh Sham
 Chronic disease with no access to medicine
 Acute respiratory infections
 Severe diseases affecting those aged less than 5

Nada
 Injuries
 Acute respiratory infections
 Fever

• 9/9 communities assessed (4 communities are shown on the next factsheet):
 Abu Katuleh
 Busra Esh Sham
 Jemrine
 Moraba
 Nada

Food Security

Nada

Bread: 125 SYP
 Rice: 600 SYP
 Lentils: 400 SYP
 Cooking oil: 1000 SYP
 Sugar: 450 SYP

Abu Katuleh

Bread: no info
 Rice: no info
 Lentils: no info
 Cooking oil: no info
 Sugar: no info

Jemrine

Bread: no info
 Rice: 750 SYP
 Lentils: 400 SYP
 Cooking oil: 700 SYP
 Sugar: 400 SYP

Main challenges to obtaining food

- No challenges
- Some foods unavailable
- Local production decreased
- Lack of access to market
- Some foods expensive
- Lack of resources to buy food available in markets
- Lack of access to fuel
- Cooking fuel not available
- No information

Bread (public): 1 pack
 Rice, lentils, sugar: 1 kg
 Cooking oil: 1 litre

Busra Esh Sham Moraba

Bread: no info
 Rice: 650 SYP
 Lentils: 500 SYP
 Cooking oil: 800 SYP
 Sugar: 450 SYP

Bread: no info
 Rice: 650 SYP
 Lentils: 500 SYP
 Cooking oil: 850 SYP
 Sugar: 450 SYP

WASH

Most common water source

Status of source

Water is safe to drink
 Water tastes/smells bad
 People sick after drinking
 No information

Change in available water since last month

More water
 No change
 Less water
 No information

Most common method of garbage disposal

Abu Katuleh
 Water trucking

Buried / burned

Busra Esh Sham
 Network

Public free collection

Jemrine
 Closed well

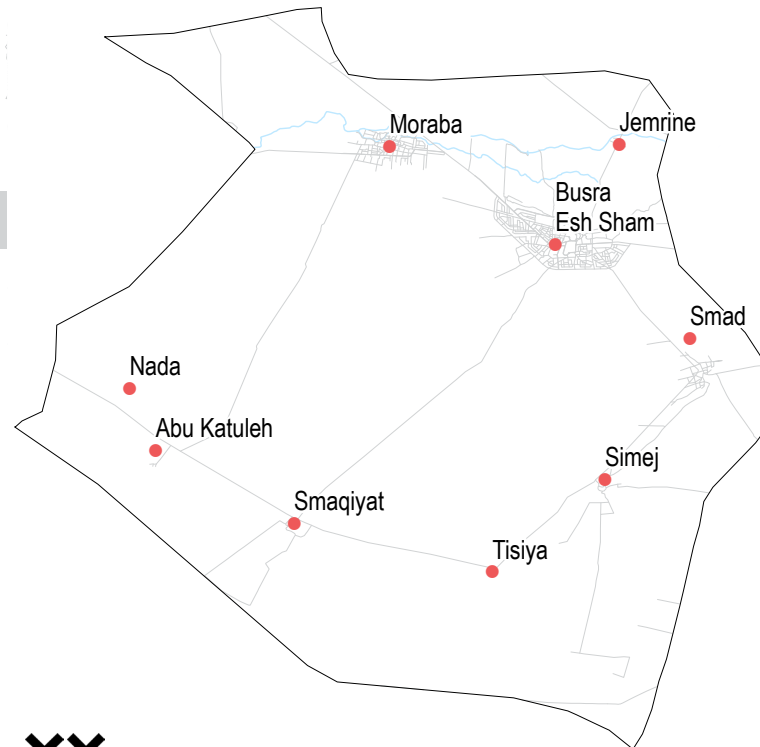
Public free collection

Moraba
 Network

Public free collection

Nada
 Water trucking

Buried / burned



Education

Abu Katuleh
 Most children accessed education

Busra Esh Sham
 Most children accessed education

Jemrine
 Most children accessed education

Moraba
 Most children accessed education

Status of primary schools in village

Functioning
 Not functioning
 Not available
 No information

Barriers to accessing education services

Nada
 Most children accessed education

Busra Esh Sham 2/2, Dar'a Governorate

March 2017

Shelter

Most common shelter

- Independent apartment or house
- Shared apartment or house
- Unfinished apartment or house
- Tent
- Private space not for shelter
- Cave/natural shelter
- Collective public space not for shelter

- No IDPs
- No information

Min - Max: rent paid per room (where known)

Simej

- NDPs
- IDPs
- No info

Smad

- NDPs
- IDPs
- No info

Smaqiyat

- NDPs
- IDPs
- No info

Tisiya

- NDPs
- IDPs
- No info

Livelihoods

Most common strategies used to cope with lack of income / resources

Simej

- Children sent to work/beg
- Borrowing from family/friends
- Selling household assets

Smad

- Children sent to work/beg
- Taking loans/buying on credit
- Borrowing from family/friends

Smaqiyat

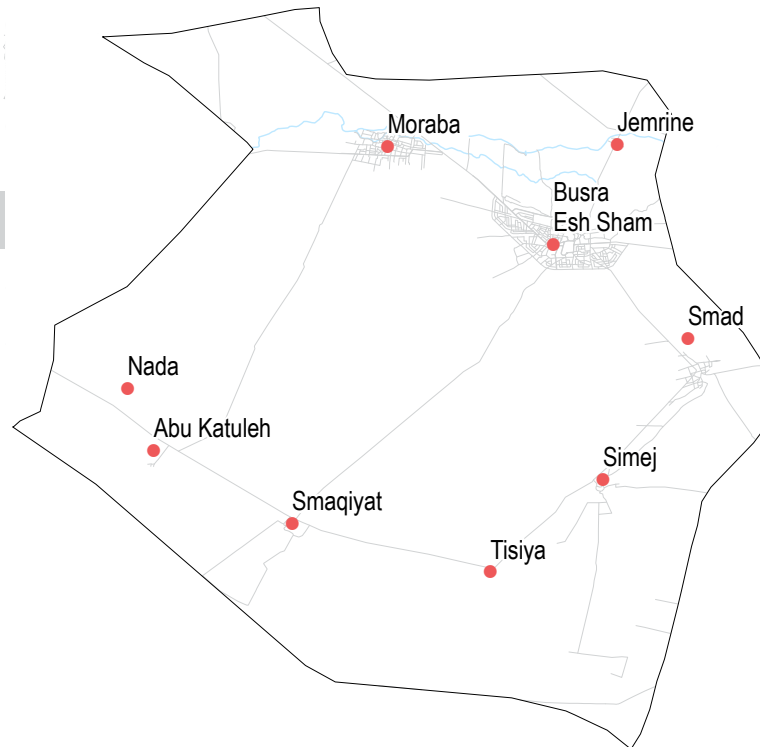
- Children sent to work/beg
- Borrowing from family/friends
- High risk/illegal work

Tisiya

- Children sent to work/beg
- Borrowing from family/friends
- High risk/illegal work

• 9/9 communities assessed (5 communities are shown on the previous factsheet):

- Simej
- Smad
- Smaqiyat
- Tisiya



Displacement

Simej

- 76-100%
- Yes
- No

Smad

- 51-75%
- Yes
- No

Smaqiyat

- 76-100%
- Yes
- No

Tisiya

- 1-25%
- Yes
- No

% of pre-conflict population remaining

IDPs already living in village

IDPs arrived in last month

No information

NFIs

Simej

- B** 11000 SYP
- D** 400 SYP
- F** NA

Smad

- B** 11000 SYP
- D** 310 SYP
- F** 65000 SYP

Smaqiyat

- B** 10500 SYP
- D** 375 SYP
- F** NA

Tisiya

- B** NA
- D** NA
- F** NA

Most common electricity source

Main network

Generator

No source available

No information

Fuel Prices

B Butane (cannister)

D Diesel (litre)

F Firewood (tonne)

NA: not available for purchase

Health

Most common health problems

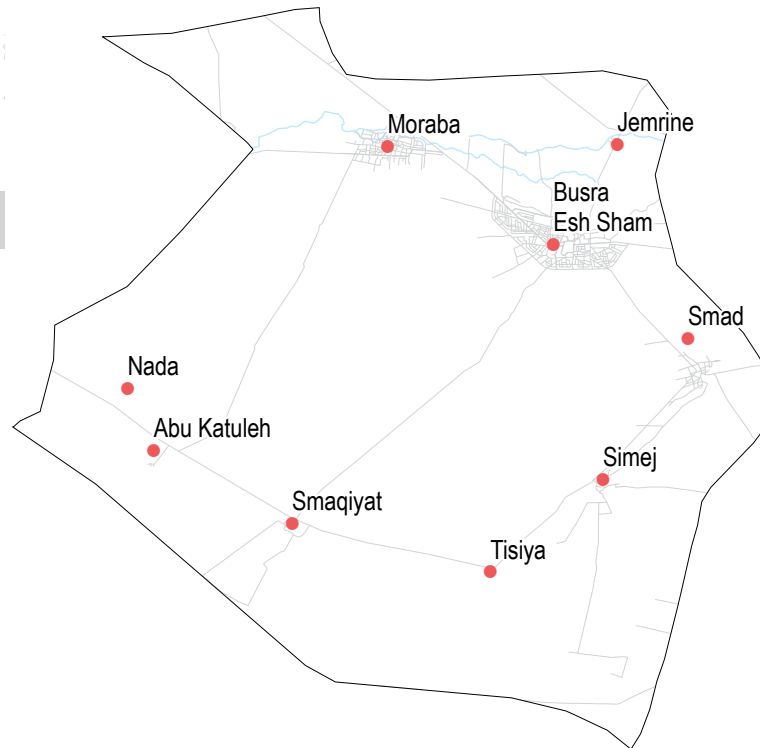
Smaqiyat
 Diarrhea
 Acute respiratory infections
 Fever

Simej
 Diarrhea
 Injuries
 Acute respiratory infections

Tisiya
 Injuries
 Acute respiratory infections
 Fever

Smad
 Chronic disease with no access to medicine
 Acute respiratory infections
 Severe diseases affecting those aged less than 5

• 9/9 communities assessed (5 communities are shown on the previous factsheet):
 Simej
 Smad
 Smaqiyat
 Tisiya



WASH

Most common water source
 Status of source
 Water is safe to drink
 Water tastes/smells bad
 People sick after drinking
 No information
 Change in available water since last month
 More water
 No change
 Less water
 No information
Most common method of garbage disposal
 Buried / burned

Simej
 Water trucking
 Buried / burned

Smad
 Water trucking
 Public free collection

Smaqiyat
 Water trucking
 Buried / burned

Tisiya
 Water trucking
 Buried / burned

Food Security

Simej

Bread: 125 SYP
 Rice: 550 SYP
 Lentils: 450 SYP
 Cooking oil: 1000 SYP
 Sugar: 450 SYP

Smad

Bread: no info
 Rice: 650 SYP
 Lentils: 500 SYP
 Cooking oil: 850 SYP
 Sugar: 450 SYP

Smaqiyat

Bread: 125 SYP
 Rice: 600 SYP
 Lentils: no info
 Cooking oil: 1000 SYP
 Sugar: 450 SYP

Tisiya

Bread: no info
 Rice: no info
 Lentils: no info
 Cooking oil: no info
 Sugar: no info

Main challenges to obtaining food

- No challenges
- Some foods unavailable
- Local production decreased
- Lack of access to market
- Some foods expensive
- Lack of resources to buy food available in markets
- Lack of access to fuel
- Cooking fuel not available
- No information

Bread (public): 1 pack
 Rice, lentils, sugar: 1 kg
 Cooking oil: 1 litre

Education

Simej

Most children accessed education

Smad

Most children accessed education

Smaqiyat

Some facilities destroyed
 Lack of teaching staff

Tisiya

Lack of teaching staff
 Lack of school supplies

Status of primary schools in village

- Functioning
- Not functioning
- Not available
- No information
- Barriers to accessing education services

Da'el, Dar'a Governorate

March 2017

Shelter

Most common shelter

- Independent apartment or house
- Shared apartment or house
- Unfinished apartment or house
- Tent
- Private space not for shelter
- Cave/natural shelter
- Collective public space not for shelter

- No IDPs
- No information

Min - Max: rent paid per room (where known)

Abtaa

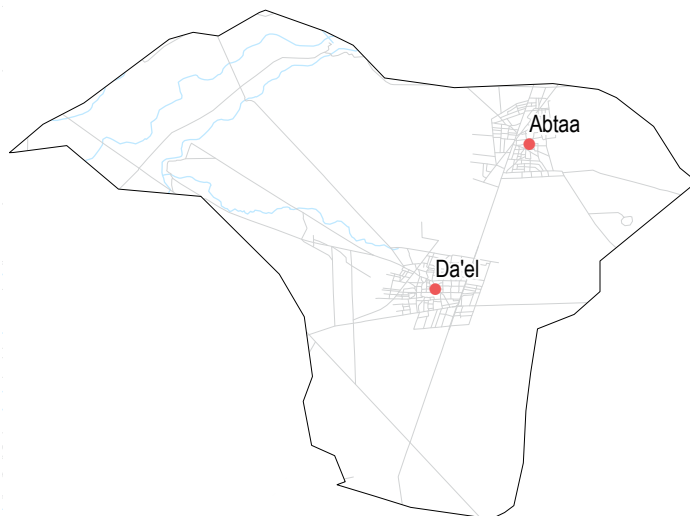
- NDPs
- IDPs
- No info

Da'el

- NDPs
- IDPs
- No info

• 2/2 communities assessed:

- Abtaa
- Da'el



Livelihoods

Most common strategies used to cope with lack of income / resources

Abtaa

- Children sent to work/beg
- Taking loans/buying on credit
- Borrowing from family/friends

Da'el

- Children sent to work/beg
- Taking loans/buying on credit
- Borrowing from family/friends

Displacement

Abtaa

- 51-75%
- No
- No info

Da'el

- 51-75%
- Yes
- Yes

% of pre-conflict population remaining

IDPs already living in village

IDPs arrived in last month

No information

NFIs

Abtaa

- B** 10500 SYP
- D** 290 SYP
- F** 62000 SYP

Da'el

- B** 11000 SYP
- D** 280 SYP
- F** 62000 SYP

Most common electricity source

- Main network
- Generator
- No source available
- No information

Fuel Prices

- B** Butane (cannister)
- D** Diesel (litre)
- F** Firewood (tonne)

NA: not available for purchase

Da'el, Dar'a Governorate

March 2017

Health

Most common health problems

Abtaa



Disabilities
Maternal health issues
Severe diseases affecting those aged less than 5

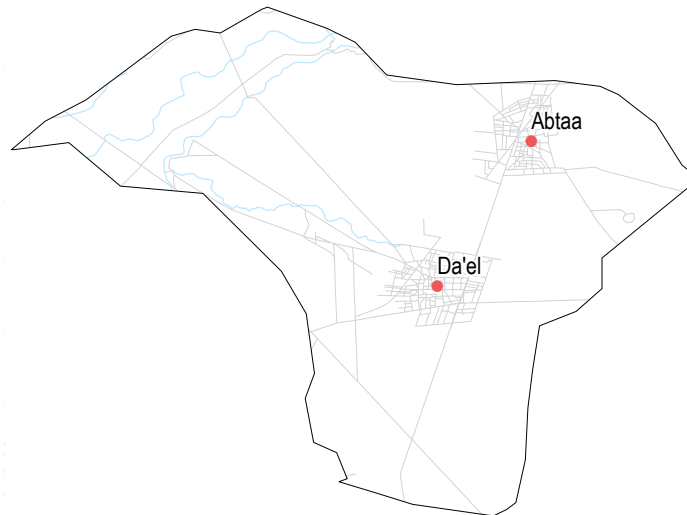
Da'el



Disabilities
Pregnancy related diseases
Maternal health issues

• 2/2 communities assessed:

Abtaa
Da'el



Food Security

Abtaa



Bread: no info
Rice: 600 SYP
Lentils: 320 SYP
Cooking oil: 800 SYP
Sugar: 425 SYP

Da'el



Bread: no info
Rice: 600 SYP
Lentils: 380 SYP
Cooking oil: 800 SYP
Sugar: 425 SYP

Main challenges to obtaining food

- No challenges
 - Some foods unavailable
 - Local production decreased
 - Lack of access to market
 - Some foods expensive
 - Lack of resources to buy food available in markets
 - Lack of access to fuel
 - Cooking fuel not available
 - No information
- Bread (public): 1 pack
Rice, lentils, sugar: 1 kg
Cooking oil: 1 litre

WASH

Most common water source

Status of source

- Water is safe to drink
- Water tastes/smells bad
- People sick after drinking
- No information

Change in available water since last month

- More water
- No change
- Less water
- No information

Most common method of garbage disposal

Abtaa

Water trucking
 Private paid collection

Da'el

Water trucking
 Private paid collection

Education

Abtaa

Most children accessed education

Da'el

Most children accessed education

Status of primary schools in village

- Functioning
- Not functioning
- Not available
- No information
- Barriers to accessing education services

Dar'a, Dar'a Governorate

March 2017

Shelter

Most common shelter

- Independent apartment or house
- Shared apartment or house
- Unfinished apartment or house
- Tent
- Private space not for shelter
- Cave/natural shelter
- Collective public space not for shelter

- No IDPs
- No information

Min - Max: rent paid per room (where known)

Kahil

NDPs IDPs

 10000 - 15000 SYP

Nasib

NDPs IDPs

 9000 - 10000 SYP

Neimeh

NDPs IDPs

 No info

Sayda

NDPs IDPs

 No info

Tiba

NDPs IDPs

 4000 - 5000 SYP

Um Elmayathen

NDPs IDPs

 4000 - 5000 SYP

• 6/8 communities assessed, as well as Dar'a City:

- Kahil
- Nasib
- Neimeh
- Sayda
- Tiba
- Um Elmayathen

Livelihoods

Most common strategies used to cope with lack of income / resources

Kahil

- Borrowing from family/friends
- Selling household assets
- Skipping meals

Nasib

- Borrowing from family/friends

Neimeh

- Borrowing from family/friends
- Selling household assets
- Skipping meals

Sayda

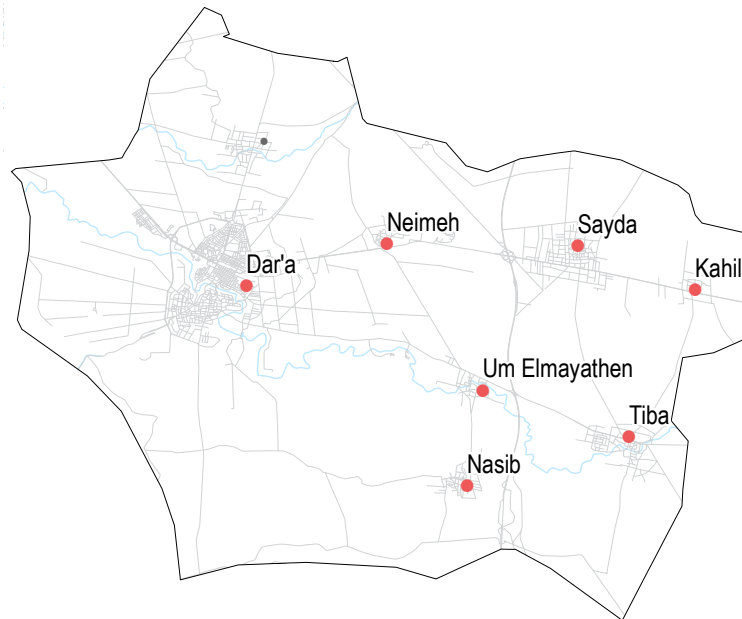
- Children sent to work/beg
- Taking loans/buying on credit
- Borrowing from family/friends

Tiba

- Borrowing from family/friends

Um Elmayathen

- Borrowing from family/friends



Displacement

Kahil

51-75%
 Yes Yes

Nasib

76-100%
 Yes Yes

Neimeh

1-25%
 Yes Yes

Sayda

51-75%
 Yes Yes

% of pre-conflict population remaining

IDPs already living in village

IDPs arrived in last month

No information

Tiba

51-75%
 Yes Yes

Um Elmayathen

76-100%
 Yes Yes

NFIs

Kahil

B 13000 SYP
D 225 SYP
F NA

Nasib

B 13000 SYP
D 350 SYP
F 75000 SYP

Neimeh

B 12500 SYP
D 250 SYP
F NA

Sayda

B 11000 SYP
D 280 SYP
F 62000 SYP

Tiba

B 13000 SYP
D 350 SYP
F 80000 SYP

Um Elmayathen

B 13500 SYP
D 350 SYP
F NA

Most common electricity source

Main network

Generator

No source available

No information

Fuel Prices

B Butane (cannister)

D Diesel (litre)

F Firewood (tonne)

NA: not available for purchase

Dar'a, Dar'a Governorate

March 2017

Health

Most common health problems

Neimeh
 Disabilities
 Injuries
 Acute respiratory infections

Um Elmayathen
 Chronic disease with no access to medicine
 Acute respiratory infections
 Severe diseases affecting those aged less than 5

Kahil
 Acute respiratory infections
 Severe diseases affecting those aged less than 5
 Symptoms of psychological trauma

Sayda
 Pregnancy related diseases
 Maternal health issues
 Severe diseases affecting those aged less than 5

Nasib
 Skin disease
 Chronic disease with no access to medicine
 Acute respiratory infections

Tiba
 Pregnancy related diseases
 Injuries
 Acute respiratory infections

• 6/8 communities assessed, as well as Dar'a City:

- Kahil
- Nasib
- Neimeh
- Sayda
- Tiba
- Um Elmayathen

Food Security

Tiba

Bread: no info
 Rice: 750 SYP
 Lentils: 500 SYP
 Cooking oil: 950 SYP
 Sugar: 450 SYP

Kahil

Bread: no info
 Rice: 850 SYP
 Lentils: 300 SYP
 Cooking oil: 850 SYP
 Sugar: 425 SYP

Neimeh

Bread: no info
 Rice: 800 SYP
 Lentils: 350 SYP
 Cooking oil: 750 SYP
 Sugar: 425 SYP

Main challenges to obtaining food

- No challenges
- Some foods unavailable
- Local production decreased
- Lack of access to market
- Some foods expensive
- Lack of resources to buy food available in markets
- Lack of access to fuel
- Cooking fuel not available

Um Elmayathen Nasib

Bread: no info
 Rice: 750 SYP
 Lentils: 500 SYP
 Cooking oil: 950 SYP
 Sugar: 450 SYP

Bread: no info
 Rice: 750 SYP
 Lentils: 500 SYP
 Cooking oil: 950 SYP
 Sugar: 550 SYP

Sayda

Bread: no info
 Rice: 600 SYP
 Lentils: 340 SYP
 Cooking oil: 650 SYP
 Sugar: 425 SYP

No information
 Bread (public): 1 pack
 Rice, lentils, sugar: 1 kg
 Cooking oil: 1 litre

WASH

Most common water source

Status of source

- Water is safe to drink
- Water tastes/smells bad
- People sick after drinking
- No information

Change in available water since last month

- More water
- No change
- Less water
- No information

Most common method of garbage disposal

Kahil

Water trucking
 Private paid collection

Nasib

Water trucking
 Public free collection

Neimeh

Water trucking
 Buried / burned

Sayda

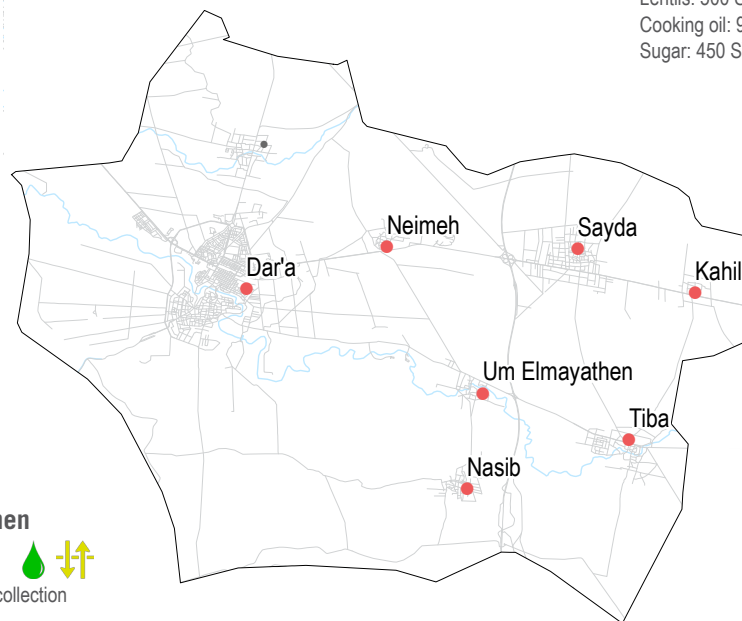
Water trucking
 Private paid collection

Um Elmayathen

Water trucking
 Public free collection

Tiba

Water trucking
 Public free collection



Education

Kahil

Most children accessed education

Nasib

Most children accessed education

Neimeh

Security concerns over travelling to and remaining inside facilities

Sayda

Most children accessed education

Status of primary schools in village

- Functioning
- Not functioning
- Not available
- No information

Barriers to accessing education services

Tiba

Most children accessed education

Um Elmayathen

Most children accessed education

Shelter

Most common shelter

- Independent apartment or house
- Shared apartment or house
- Unfinished apartment or house
- Tent
- Private space not for shelter
- Cave/natural shelter
- Collective public space not for shelter

- No IDPs
- No information
- Min - Max: rent paid per room (where known)

Alabbasiah

- NDPs
- IDPs
- No info

Al Sad

- NDPs
- IDPs
- No info

Arbaine

- NDPs
- IDPs
- No info

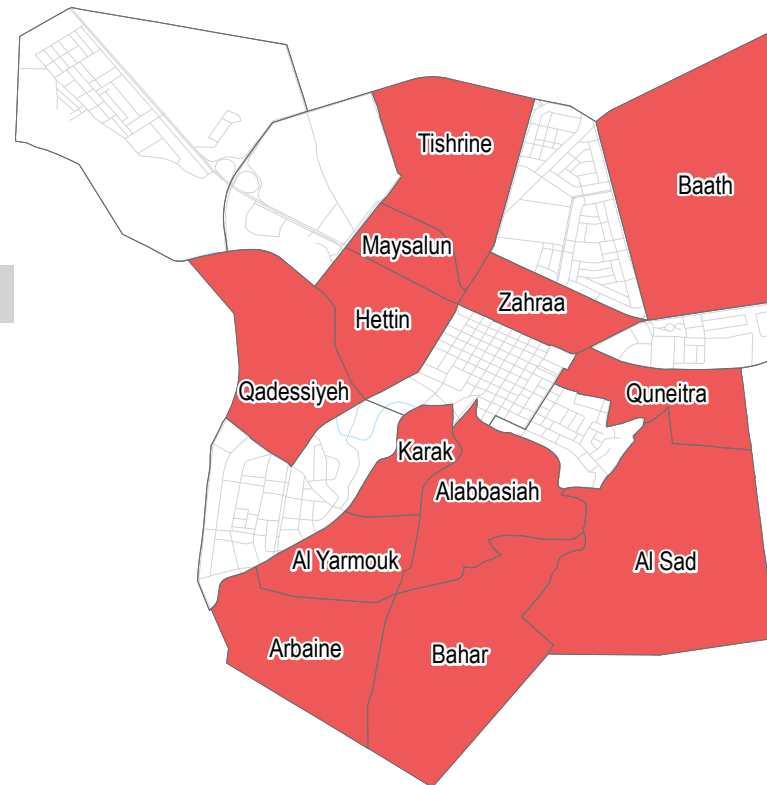
Baath

- NDPs
- IDPs
- No info

Bahar

- NDPs
- IDPs
- No info

• 13/20 neighbourhoods assessed (8 neighbourhoods are shown on the next two factsheets):
 Alabbasiah
 Al Sad
 Arbaine
 Baath
 Bahar



Livelihoods

Most common strategies used to cope with lack of income / resources

Alabbasiah
 No info

Baath
 No info

Al Sad
 Borrowing from family/friends
 Skipping meals
 Reducing meal size

Bahar
 No info

Arbaine
 No info

Displacement

Alabbasiah

- None
- No info
- No info

Al Sad

- 26-50%
- Yes
- Yes

Arbaine

- None
- No info
- No info

Baath

- None
- No info
- No info

- % of pre-conflict population remaining
- IDPs already living in village
- IDPs arrived in last month
- No information

Bahar

- None
- No info
- No info

NFIs

Alabbasiah

- B** No info
- D** No info
- F** No info

Al Sad

- B** NA
- D** 450 SYP
- F** NA

Arbaine

- B** No info
- D** No info
- F** No info

Baath

- B** No info
- D** No info
- F** No info

Bahar

- B** No info
- D** No info
- F** No info

Most common electricity source

- Main network
- Generator
- No source available
- No information

Fuel Prices

- B** Butane (cannister)
- D** Diesel (litre)
- F** Firewood (tonne)
- NA: not available for purchase

Health

Most common health problems

Arbaine
 No info

Alabbasiah
 No info

Baath
 No info

Al Sad
 Disabilities
 Symptoms of psychological trauma

Bahar
 No info

• 13/20 neighbourhoods assessed (8 neighbourhoods are shown on the next two factsheets):
 Alabbasiah
 Al Sad
 Arbaine
 Baath
 Bahar

Food Security

Bahar
 Bread: no info
 Rice: no info
 Lentils: no info
 Cooking oil: no info
 Sugar: no info

Alabbasiah
 Bread: no info
 Rice: no info
 Lentils: no info
 Sugar: no info

Arbaine
 Bread: no info
 Rice: no info
 Lentils: no info
 Cooking oil: no info
 Sugar: no info

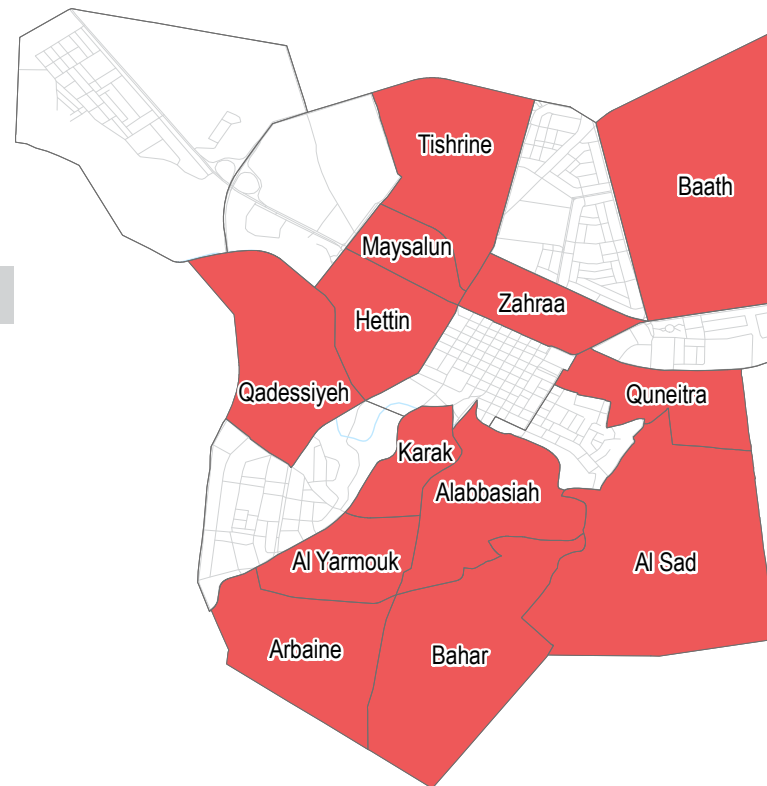
Al Sad
 Bread: no info
 Rice: 850 SYP
 Lentils: 400 SYP
 Cooking oil: 800 SYP
 Sugar: 450 SYP

Baath
 Bread: no info
 Rice: no info
 Lentils: no info
 Cooking oil: no info
 Sugar: no info

Main challenges to obtaining food

- No challenges
- Some foods unavailable
- Local production decreased
- Lack of access to market
- Some foods expensive
- Lack of resources to buy food available in markets
- Lack of access to fuel
- Cooking fuel not available
- No information

Bread (public): 1 pack
 Rice, lentils, sugar: 1 kg
 Cooking oil: 1 litre



WASH

Most common water source
 Status of source
 Water is safe to drink
 Water tastes/smells bad
 People sick after drinking
 No information
 Change in available water since last month
 More water
 No change
 Less water
 No information
 Most common method of garbage disposal

Alabbasiah
 No info

Al Sad
 Water trucking
 Buried / burned

Arbaine
 No info
 No info

Baath
 No info
 No info

Bahar
 No info

Education

Alabbasiah
 No info

Al Sad
 Security concerns over travelling to and remaining inside facilities

Arbaine
 No info

Baath
 No info

Status of primary schools in village

- Functioning
- Not functioning
- Not available
- No information
- Barriers to accessing education services

Bahar
 No info

Shelter

Most common shelter

- Independent apartment or house
- Shared apartment or house
- Unfinished apartment or house
- Tent
- Private space not for shelter
- Cave/natural shelter
- Collective public space not for shelter

- No IDPs
- No information

Min - Max: rent paid per room (where known)

Hettin

- NDPs
- IDPs
- No info

Karak

- NDPs
- IDPs
- No info

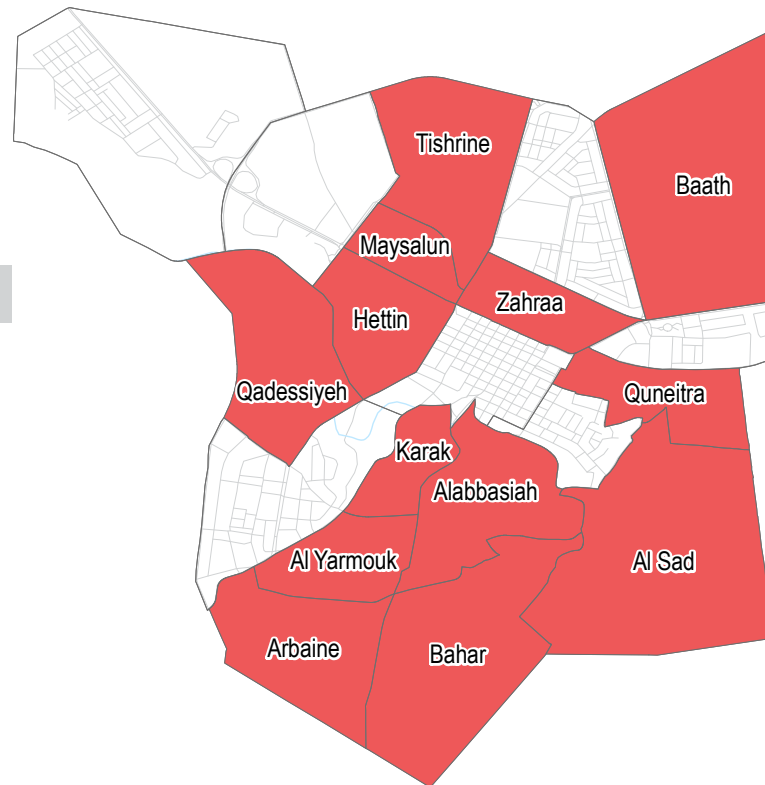
Maysalun

- NDPs
- IDPs
- 5000 - 7000 SYP

Qadessiyeh

- NDPs
- IDPs
- No info

• 13/20 neighbourhoods assessed (5 neighbourhoods are shown on the previous factsheet, 4 neighbourhoods are shown on the next factsheet):
 Hettin
 Karak
 Maysalun
 Qadessiyeh



Displacement

Hettin

- 1-25%
- Yes
- No

Karak

- None
- No info
- No info

Maysalun

- 26-50%
- Yes
- Yes

Qadessiyeh

- None
- No info
- No info

% of pre-conflict population remaining

IDPs already living in village

IDPs arrived in last month

No information

Livelihoods

Most common strategies used to cope with lack of income / resources

Hettin

- Borrowing from family/friends
- Skipping meals

Karak

No info

Maysalun

- Borrowing from family/friends
- Reducing meal size

Qadessiyeh

No info

NFIs

Hettin

- B** 3000 SYP
- D** NA
- F** NA

Karak

- B** No info
- D** No info
- F** No info

Maysalun

- B** 3000 SYP
- D** NA
- F** NA

Qadessiyeh

- B** No info
- D** No info
- F** No info

Most common electricity source

Main network

Generator

No source available

No information

Fuel Prices

B Butane (cannister)

D Diesel (litre)

F Firewood (tonne)

NA: not available for purchase

Health

Most common health problems

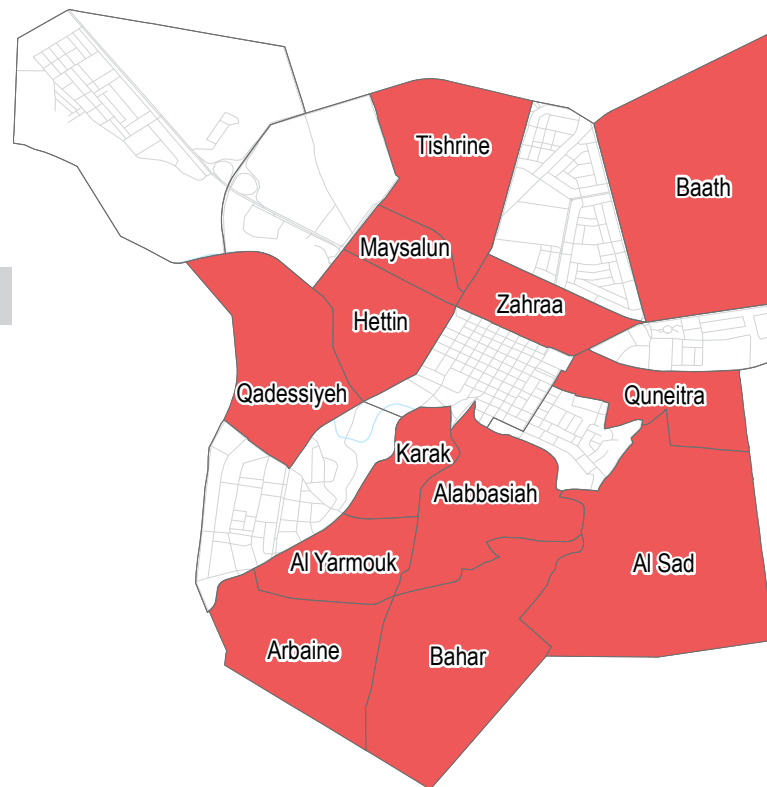
Maysalun
 Acute respiratory infections
 Severe diseases affecting those aged less than 5
 Symptoms of psychological trauma

Qadessiyeh
 No info

Hettin
 Symptoms of psychological trauma

Karak
 No info

• 13/20 neighbourhoods assessed (5 neighbourhoods are shown on the previous factsheet, 4 neighbourhoods are shown on the next factsheet):
 Hettin
 Karak
 Maysalun
 Qadessiyeh



Food Security

Hettin

Bread: 50 SYP
 Rice: 800 SYP
 Lentils: 350 SYP
 Cooking oil: 800 SYP
 Sugar: 425 SYP

Karak

Bread: no info
 Rice: no info
 Lentils: no info
 Cooking oil: no info
 Sugar: no info

Maysalun

Bread: 50 SYP
 Rice: 800 SYP
 Lentils: 350 SYP
 Cooking oil: 700 SYP
 Sugar: 425 SYP

Qadessiyeh

Bread: no info
 Rice: no info
 Lentils: no info
 Cooking oil: no info
 Sugar: no info

Main challenges to obtaining food

- No challenges
- Some foods unavailable
- Local production decreased
- Lack of access to market
- Some foods expensive
- Lack of resources to buy food available in markets
- Lack of access to fuel
- Cooking fuel not available
- No information

Bread (public): 1 pack
 Rice, lentils, sugar: 1 kg
 Cooking oil: 1 litre

WASH

Most common water source

Status of source

- Water is safe to drink
- Water tastes/smells bad
- People sick after drinking
- No information

Change in available water since last month

- More water
- No change
- Less water
- No information

Most common method of garbage disposal

Hettin

Network
 Public free collection

Karak

No info
 No info

Maysalun

Network
 Public free collection

Qadessiyeh

No info
 No info

Education

Hettin

Unsafe route to services

Karak

No info

Maysalun

Unsafe route to services

Qadessiyeh

No info

Status of primary schools in village

- Functioning
- Not functioning
- Not available
- No information
- Barriers to accessing education services

Shelter

Most common shelter

- Independent apartment or house
- Shared apartment or house
- Unfinished apartment or house
- Tent
- Private space not for shelter
- Cave/natural shelter
- Collective public space not for shelter

- No IDPs
- No information

Min - Max: rent paid per room (where known)

Quneitra

- NDPs
- IDPs
- No info

Zahraa

- NDPs
- IDPs
- 3000 - 4000 SYP

Tishrine

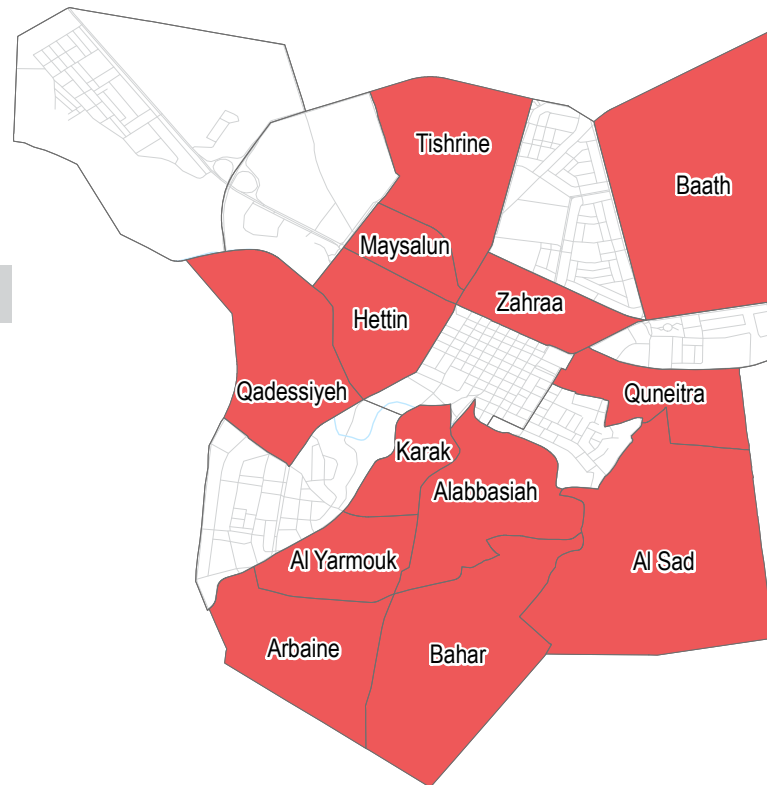
- NDPs
- IDPs
- 5000 - 6000 SYP

Al Yarmouk

- NDPs
- IDPs
- No info

- 13/20 neighbourhoods assessed (9 neighbourhoods are shown on the previous two factsheets):

- Quneitra
- Tishrine
- Al Yarmouk
- Zahraa



Displacement

Quneitra

- 1-25%
- No
- No info

Tishrine

- 51-75%
- Yes
- Yes

Al Yarmouk

- None
- No info
- No info

Zahraa

- 1-25%
- Yes
- No

- % of pre-conflict population remaining
- IDPs already living in village
- IDPs arrived in last month
- No information

Livelihoods

Most common strategies used to cope with lack of income / resources

Quneitra

- Borrowing from family/friends
- High risk/illegal work
- Skipping meals

Tishrine

- Borrowing from family/friends
- Reducing meal size

Al Yarmouk

No info

Zahraa

- Borrowing from family/friends
- Selling household assets
- Skipping meals

NFIs

Quneitra

- NA
- B** NA
- D** 300 SYP
- F** NA

Tishrine

-
- B** 3000 SYP
- D** NA
- F** NA

Al Yarmouk

-
- B** No info
- D** No info
- F** No info

Zahraa

-
- B** 3000 SYP
- D** NA
- F** 60000 SYP

Most common electricity source

- Main network
- Generator
- No source available
- No information

Fuel Prices

- B** Butane (cannister)
- D** Diesel (litre)
- F** Firewood (tonne)

NA: not available for purchase

Health

Most common health problems

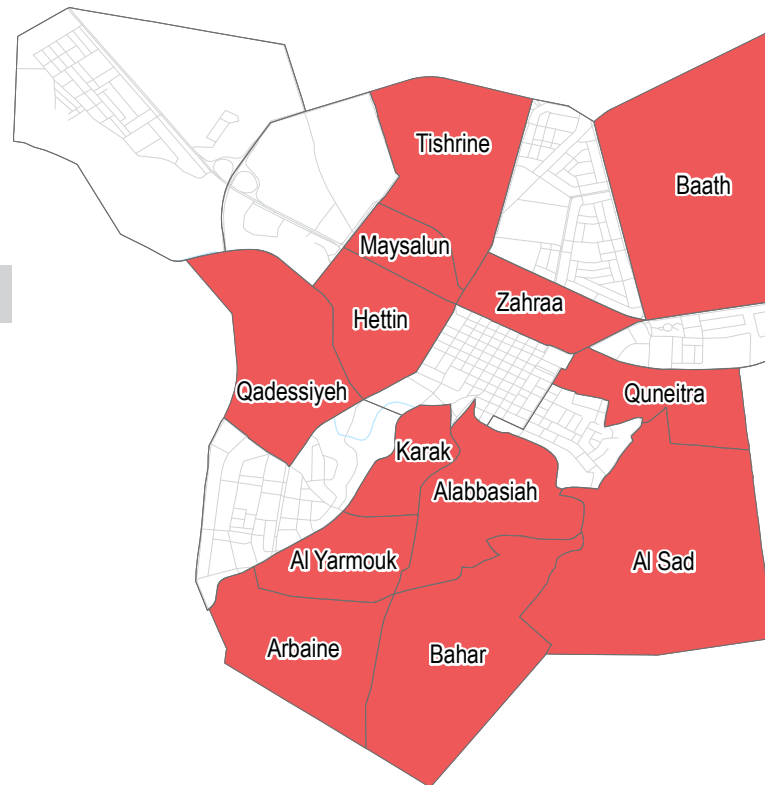
Al Yarmouk
 No info

Quneitra
 Disabilities
 Symptoms of psychological trauma

Zahraa
 Acute respiratory infections
 Severe diseases affecting those aged less than 5
 Symptoms of psychological trauma

Tishrine
 Diarrhea
 Communicable diseases
 Symptoms of psychological trauma

• 13/20 neighbourhoods assessed (9 neighbourhoods are shown on the previous two factsheets):
 Quneitra
 Tishrine
 Al Yarmouk
 Zahraa



Food Security

Quneitra

Bread: no info
 Rice: 800 SYP
 Lentils: 375 SYP
 Cooking oil: 800 SYP
 Sugar: 450 SYP

Tishrine

Bread: 50 SYP
 Rice: 800 SYP
 Lentils: 325 SYP
 Cooking oil: 700 SYP
 Sugar: 425 SYP

Al Yarmouk

Bread: no info
 Rice: no info
 Lentils: no info
 Cooking oil: no info
 Sugar: no info

Zahraa

Bread: 50 SYP
 Rice: 800 SYP
 Lentils: 350 SYP
 Cooking oil: 700 SYP
 Sugar: 425 SYP

Main challenges to obtaining food

- No challenges
- Some foods unavailable
- Local production decreased
- Lack of access to market
- Some foods expensive
- Lack of resources to buy food available in markets
- Lack of access to fuel
- Cooking fuel not available
- No information

Bread (public): 1 pack
 Rice, lentils, sugar: 1 kg
 Cooking oil: 1 litre

WASH

Most common water source

Status of source

- Water is safe to drink
- Water tastes/smells bad
- People sick after drinking
- No information

Change in available water since last month

- More water
- No change
- Less water
- No information

Most common method of garbage disposal

Quneitra

Water trucking
 Buried / burned

Tishrine

Network
 Public free collection

Al Yarmouk

No info
 No info

Zahraa

Network
 Public free collection

Education

Quneitra

Unsafe route to services
 Security concerns over travelling to and remaining inside facilities

Tishrine

Unsafe route to services

Al Yarmouk

No info

Zahraa

Unsafe route to services

Status of primary schools in village

- Functioning
- Not functioning
- Not available
- No information
- Barriers to accessing education services

Shelter

Most common shelter

- Independent apartment or house
- Shared apartment or house
- Unfinished apartment or house
- Tent
- Private space not for shelter
- Cave/natural shelter
- Collective public space not for shelter

- No IDPs
- No information

Min - Max: rent paid per room (where known)

Alqin

- | | |
|---------|------|
| NDPs | IDPs |
| No info | |

Aqraba

- | | |
|-----------------|------|
| NDPs | IDPs |
| 1500 - 1800 SYP | |

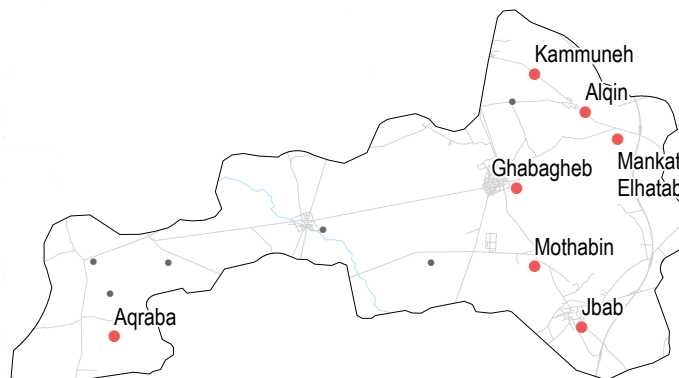
Ghabagheb

- | | |
|-------------------|------|
| NDPs | IDPs |
| 10000 - 15000 SYP | |

Jbab

- | | |
|-------------------|------|
| NDPs | IDPs |
| 10000 - 12000 SYP | |

• 7/13 communities assessed (3 communities are shown on the next factsheet):
 Alqin
 Aqraba
 Ghabagheb
 Jbab



Livelihoods

Most common strategies used to cope with lack of income / resources

Alqin

- Borrowing from family/friends
- Skipping meals
- Reducing meal size

Aqraba

- Borrowing from family/friends
- High risk/illegal work
- Selling household assets

Ghabagheb

- Borrowing from family/friends
- Skipping meals
- Reducing meal size

Jbab

- Taking loans/buying on credit
- Borrowing from family/friends

Displacement

Alqin

- | | | |
|-------|----|---------|
| 1-25% | No | No info |
|-------|----|---------|

Aqraba

- | | | |
|---------|-----|-----|
| 76-100% | Yes | Yes |
|---------|-----|-----|

Ghabagheb

- | | | |
|--------|----|---------|
| 51-75% | No | No info |
|--------|----|---------|

Jbab

- | | | |
|---------|-----|----|
| 76-100% | Yes | No |
|---------|-----|----|

% of pre-conflict population remaining

IDPs already living in village

IDPs arrived in last month

No information

NFIs

Alqin

- B** 5000 SYP
- D** NA
- F** NA

Aqraba

- B** 3000 SYP
- D** 350 SYP
- F** 60000 SYP

Ghabagheb

- B** 13000 SYP
- D** 500 SYP
- F** 75000 SYP

Jbab

- B** 5000 SYP
- D** 450 SYP
- F** 47000 SYP

Most common electricity source

Main network

Generator

No source available

No information

Fuel Prices

B Butane (cannister)

D Diesel (litre)

F Firewood (tonne)

NA: not available for purchase

Health

Most common health problems

Ghabagheb

Communicable diseases
Chronic disease with no access to medicine
Acute respiratory infections

Jbab

Communicable diseases
Chronic disease with no access to medicine

Alqin

Communicable diseases
Chronic disease with no access to medicine
Acute respiratory infections

Aqraba

Communicable diseases
Chronic disease with no access to medicine

• 7/13 communities assessed (3 communities are shown on the next factsheet):

- Alqin
- Aqraba
- Ghabagheb
- Jbab

Food Security

Alqin

Bread: no info
Rice: 300 SYP
Lentils: 400 SYP
Cooking oil: 750 SYP
Sugar: 400 SYP

Ghabagheb

Bread: no info
Rice: 450 SYP
Lentils: 400 SYP
Cooking oil: 700 SYP
Sugar: 400 SYP

Aqraba

Bread: 50 SYP
Rice: 525 SYP
Lentils: 500 SYP
Cooking oil: 1750 SYP
Sugar: 450 SYP

Jbab

Bread: 100 SYP
Rice: 500 SYP
Lentils: 200 SYP
Cooking oil: 550 SYP
Sugar: 375 SYP

Main challenges to obtaining food

- No challenges
- Some foods unavailable
- Local production decreased
- Lack of access to market
- Some foods expensive
- Lack of resources to buy food available in markets
- Lack of access to fuel
- Cooking fuel not available
- No information

Bread (public): 1 pack
Rice, lentils, sugar: 1 kg
Cooking oil: 1 litre

WASH

Most common water source

Status of source

- Water is safe to drink
- Water tastes/smells bad
- People sick after drinking
- No information

Change in available water since last month

- More water
- No change
- Less water
- No information

Most common method of garbage disposal

Alqin

Closed well
 Private paid collection

Aqraba

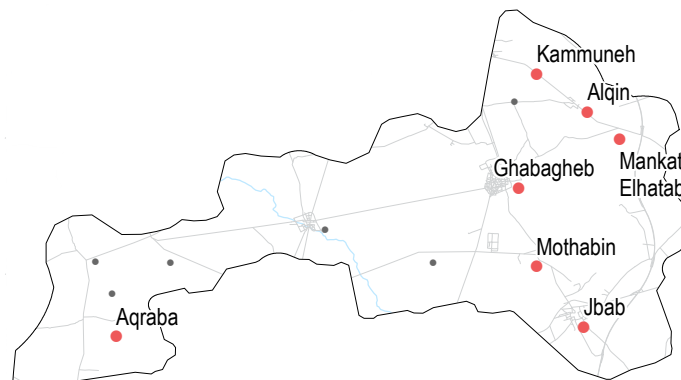
Network
 Disposed at designated site

Ghabagheb

Closed well
 Public free collection

Jbab

Network
 Public free collection



Education

Alqin

Most children accessed education

Aqraba

Most children accessed education

Ghabagheb

Most children accessed education

Jbab

Most children accessed education

Status of primary schools in village

- Functioning
- Not functioning
- Not available
- No information
- Barriers to accessing education services

Shelter

Most common shelter

- Independent apartment or house
- Shared apartment or house
- Unfinished apartment or house
- Tent
- Private space not for shelter
- Cave/natural shelter
- Collective public space not for shelter

- No IDPs
- No information

Min - Max: rent paid per room (where known)

Kammuneh

NDPs IDPs
3500 - 4000 SYP

Mankat Elhatab

NDPs IDPs
3000 - 4000 SYP

Mothabin

NDPs IDPs
8000 - 10000 SYP

- 7/13 communities assessed (4 communities are shown on the previous factsheet):
Kammuneh
Mankat Elhatab
Mothabin

Displacement

Kammuneh

51-75%
 Yes Yes

Mankat Elhatab

51-75%
 No No info

Mothabin

76-100%
 No No info

- % of pre-conflict population remaining
- IDPs already living in village
- IDPs arrived in last month
- No information

Livelihoods

Most common strategies used to cope with lack of income / resources

Kammuneh

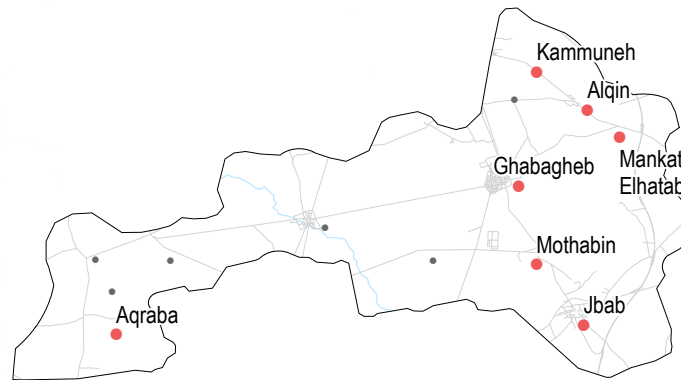
- Children sent to work/beg
- Borrowing from family/friends
- Reducing meal size

Mankat Elhatab

- Borrowing from family/friends
- Skipping meals
- Reducing meal size

Mothabin

- Taking loans/buying on credit
- Borrowing from family/friends



NFIs

Kammuneh

B 2800 SYP
D 175 SYP
F 65000 SYP

Mankat Elhatab

B 3000 SYP
D 175 SYP
F 65000 SYP

Mothabin

B 5000 SYP
D 400 SYP
F 50000 SYP

Most common electricity source

- Main network
- Generator
- No source available
- No information

Fuel Prices

- B** Butane (cannister)
- D** Diesel (litre)
- F** Firewood (tonne)

NA: not available for purchase

Health

Most common health problems

Mothabin

Diarrhea
 Communicable diseases
 Chronic disease with no access to medicine

Kammuneh

Acute respiratory infections
 Fever
 Severe diseases affecting those aged less than 5

Mankat Elhatab

Diarrhea
 Communicable diseases
 Pregnancy related diseases

- 7/13 communities assessed (4 communities are shown on the previous factsheet):
 Kammuneh
 Mankat Elhatab
 Mothabin

Food Security

Kammuneh

Bread: 75 SYP
 Rice: 600 SYP
 Lentils: 400 SYP
 Cooking oil: 750 SYP
 Sugar: 375 SYP

Mothabin

Bread: 150 SYP
 Rice: 500 SYP
 Lentils: 250 SYP
 Cooking oil: 600 SYP
 Sugar: 325 SYP

Mankat Elhatab

Bread: 75 SYP
 Rice: 600 SYP
 Lentils: 400 SYP
 Cooking oil: 750 SYP
 Sugar: 375 SYP

Main challenges to obtaining food

- No challenges
 - Some foods unavailable
 - Local production decreased
 - Lack of access to market
 - Some foods expensive
 - Lack of resources to buy food available in markets
 - Lack of access to fuel
 - Cooking fuel not available
 - No information
- Bread (public): 1 pack
 Rice, lentils, sugar: 1 kg
 Cooking oil: 1 litre

WASH

Most common water source

Status of source

- Water is safe to drink
- Water tastes/smells bad
- People sick after drinking
- No information

Change in available water since last month

- More water
- No change
- Less water
- No information

Most common method of garbage disposal

Kammuneh

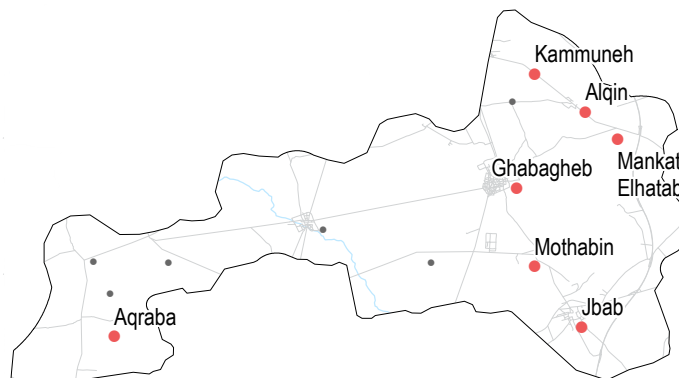
Closed well
 Public free collection

Mankat Elhatab

Closed well
 Public free collection

Mothabin

Network
 Public free collection



Education

Kammuneh

Most children accessed education

Mankat Elhatab

Most children accessed education

Mothabin

Most children accessed education

Status of primary schools in village

- Functioning
- Not functioning
- Not available
- No information
- Barriers to accessing education services

Hrak, Dar'a Governorate

March 2017

Shelter

Most common shelter

- Independent apartment or house
- Shared apartment or house
- Unfinished apartment or house
- Tent
- Private space not for shelter
- Cave/natural shelter
- Collective public space not for shelter

- No IDPs
- No information

Min - Max: rent paid per room (where known)

Eastern Maliha

- NDPs
- IDPs
- No info

Hrak

- NDPs
- IDPs
- No info

Nahta

- NDPs
- IDPs
- No info

Rikhim

- NDPs
- IDPs
- No info

Sura

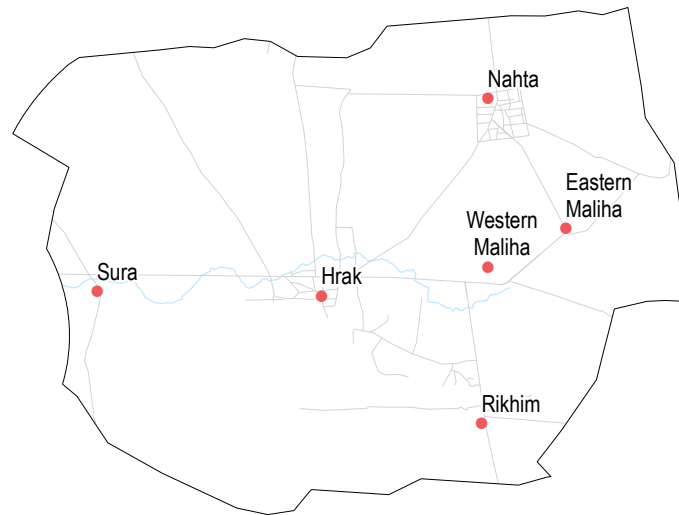
- NDPs
- IDPs
- No info

Western Maliha

- NDPs
- IDPs
- No info

6/6 communities assessed:

- Eastern Maliha
- Hrak
- Nahta
- Rikhim
- Sura
- Western Maliha



Livelihoods

Most common strategies used to cope with lack of income / resources

Eastern Maliha

- Borrowing from family/friends
- High risk/illegal work
- Selling household assets

Hrak

- High risk/illegal work
- Selling household assets

Nahta

- Children sent to work/beg
- Borrowing from family/friends
- High risk/illegal work

Rikhim

- Children sent to work/beg
- Taking loans/buying on credit
- Borrowing from family/friends

Sura

- High risk/illegal work
- Selling household assets

Western Maliha

- Children sent to work/beg
- Borrowing from family/friends
- Selling household assets

Displacement

Eastern Maliha

- 51-75%
- Yes
- Yes

Hrak

- 51-75%
- Yes
- Yes

Nahta

- 76-100%
- Yes
- No

Rikhim

- 1-25%
- No
- No info

% of pre-conflict population remaining

IDPs already living in village

IDPs arrived in last month

No information

Sura

- 51-75%
- Yes
- Yes

Western Maliha

- 76-100%
- Yes
- No

NFIs

Eastern Maliha

- B 9500 SYP
- D 300 SYP
- F NA

Hrak

- B 10000 SYP
- D 350 SYP
- F 75000 SYP

Nahta

- B 9000 SYP
- D 375 SYP
- F 55000 SYP

Rikhim

- B NA
- D NA
- F 65000 SYP

Sura

- B 10000 SYP
- D 380 SYP
- F 75000 SYP

Western Maliha

- B 11000 SYP
- D 350 SYP
- F 75000 SYP

Most common electricity source

Main network

Generator

No source available

No information

Fuel Prices

B Butane (cannister)

D Diesel (litre)

F Firewood (tonne)

NA: not available for purchase

Hrak, Dar'a Governorate

March 2017

Health

Most common health problems

Nahta

Diarrhea
Chronic disease with no access to medicine
Severe diseases affecting those aged less than 5

Western Maliha

Diarrhea
Injuries
Acute respiratory infections

Eastern Maliha

Chronic disease with no access to medicine
Severe diseases affecting those aged less than 5

Rikhim

Chronic disease with no access to medicine
Acute respiratory infections
Fever

Hrak

Maternal health issues
Acute respiratory infections
Severe diseases affecting those aged less than 5

Sura

Maternal health issues
Acute respiratory infections
Severe diseases affecting those aged less than 5

• 6/6 communities assessed:

Eastern Maliha
Hrak
Nahta
Rikhim
Sura
Western Maliha

Food Security

Sura

Bread: no info
Rice: 750 SYP
Lentils: 400 SYP
Cooking oil: 750 SYP
Sugar: 400 SYP

Eastern Maliha

Bread: no info
Rice: 750 SYP
Lentils: 450 SYP
Cooking oil: 700 SYP
Sugar: 400 SYP

Nahta

Bread: no info
Rice: 600 SYP
Lentils: 350 SYP
Cooking oil: 800 SYP
Sugar: 420 SYP

Main challenges to obtaining food

- No challenges
- Some foods unavailable
- Local production decreased
- Lack of access to market
- Some foods expensive
- Lack of resources to buy food available in markets
- Lack of access to fuel
- Cooking fuel not available

Western Maliha

Bread: 100 SYP
Rice: 550 SYP
Lentils: 450 SYP
Cooking oil: 875 SYP
Sugar: 450 SYP

Hrak

Bread: no info
Rice: 750 SYP
Lentils: 400 SYP
Cooking oil: 750 SYP
Sugar: 450 SYP

Rikhim

Bread: no info
Rice: no info
Lentils: no info
Cooking oil: no info
Sugar: no info

No information

Bread (public): 1 pack
Rice, lentils, sugar: 1 kg
Cooking oil: 1 litre

WASH

Most common water source

Status of source

- Water is safe to drink
- Water tastes/smells bad
- People sick after drinking
- No information

Change in available water since last month

- More water
- No change
- Less water
- No information

Most common method of garbage disposal

Eastern Maliha

Closed well
Public free collection

Hrak

Closed well
Public free collection

Nahta

Network
Public free collection

Rikhim

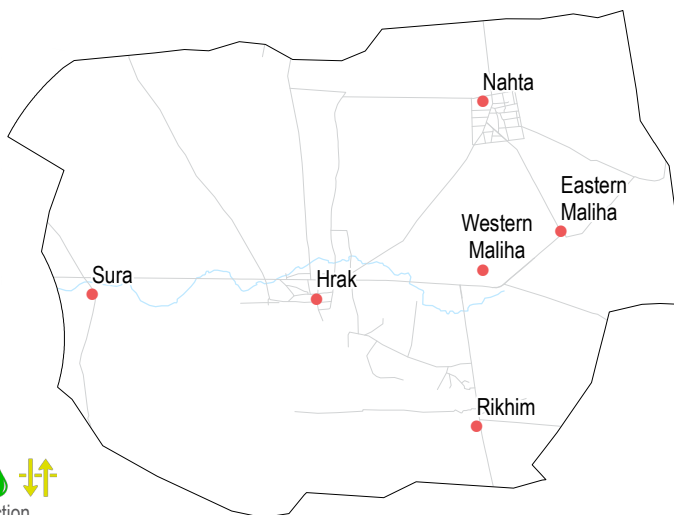
Water trucking
Buried / burned

Western Maliha

Water trucking
Public free collection

Sura

Closed well
Public free collection



Education

Eastern Maliha

Most children accessed education

Hrak

Most children accessed education

Nahta

Services are too far
Unsafe route to services

Rikhim

Some facilities destroyed
Lack of teaching staff
Unsafe route to services

Status of primary schools in village

- Functioning
- Not functioning
- Not available
- No information

Barriers to accessing education services

Sura

Most children accessed education

Western Maliha

Most children accessed education

Izra' 1/3, Dar'a Governorate

March 2017

Shelter

Most common shelter

- Independent apartment or house
- Shared apartment or house
- Unfinished apartment or house
- Tent
- Private space not for shelter
- Cave/natural shelter
- Collective public space not for shelter

- No IDPs
- No information

Min - Max: rent paid per room (where known)

Asem

- NDPs
- IDPs
- No info

Bisir Elharir

- NDPs
- IDPs
- No info

Bweir

- NDPs
- IDPs
- No info

Hamer

- NDPs
- IDPs
- No info

Izra'

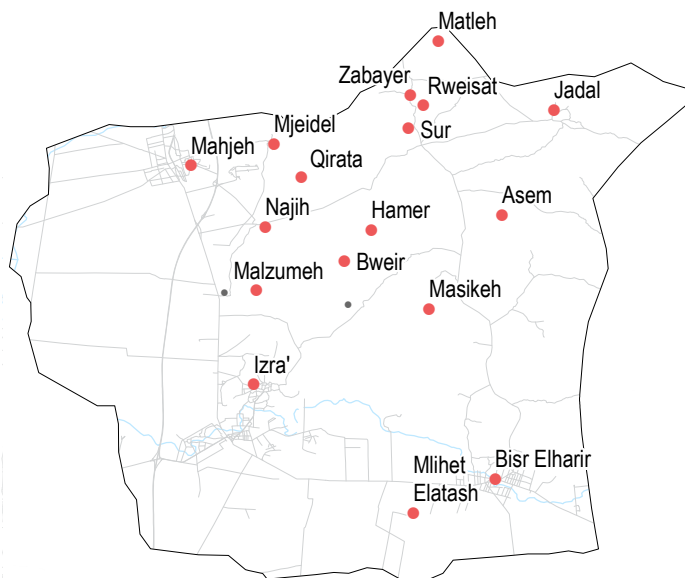
- NDPs
- IDPs
- 6000 - 7000 SYP

Jadal

- NDPs
- IDPs
- No info

• 17/19 communities assessed (11 communities are shown on the next two factsheets):

- Asem
- Bisir Elharir
- Bweir
- Hamer
- Izra'
- Jadal



Displacement

Asem

- 76-100%
- Yes
- No

Bisir Elharir

- 26-50%
- Yes
- No

Bweir

- 76-100%
- Yes
- No

Hamer

- 26-50%
- No
- No info

% of pre-conflict population remaining

IDPs already living in village

IDPs arrived in last month

No information

Izra'

- 51-75%
- Yes
- Yes

Jadal

- 76-100%
- Yes
- No

Livelihoods

Most common strategies used to cope with lack of income / resources

Asem

- Children sent to work/beg
- Borrowing from family/friends
- Selling household assets

Bisir Elharir

- Children sent to work/beg
- Borrowing from family/friends
- Selling household assets

Bweir

- Children sent to work/beg
- Borrowing from family/friends
- Selling household assets

Hamer

- Borrowing from family/friends
- Selling household assets

Izra'

- Children sent to work/beg
- Taking loans/buying on credit
- Borrowing from family/friends

Jadal

- Children sent to work/beg
- Borrowing from family/friends
- Selling household assets

NFIs

Asem

- B 9500 SYP
- D 400 SYP
- F 57000 SYP

Bisir Elharir

- B 8500 SYP
- D 400 SYP
- F 60000 SYP

Bweir

- B 10000 SYP
- D 425 SYP
- F 60000 SYP

Hamer

- B 10000 SYP
- D 350 SYP
- F NA

Izra'

- B 2800 SYP
- D 300 SYP
- F 65000 SYP

Jadal

- B 10000 SYP
- D 415 SYP
- F 60000 SYP

Most common electricity source

Main network

Generator

No source available

No information

Fuel Prices

B Butane (cannister)

D Diesel (litre)

F Firewood (tonne)

NA: not available for purchase

Izra' 1/3, Dar'a Governorate

March 2017

Health

Most common health problems

Bweir

Chronic disease with no access to medicine
Malnutrition
Severe diseases affecting those aged less than 5

Jadal

Diarrhea
Skin disease
Severe diseases affecting those aged less than 5

Asem

Diarrhea
Skin disease
Severe diseases affecting those aged less than 5

Hamer

Diarrhea
Acute respiratory infections
Fever

Bisir Elharir

Chronic disease with no access to medicine
Maternal health issues
Severe diseases affecting those aged less than 5

Izra'

Diarrhea
Maternal health issues
Severe diseases affecting those aged less than 5

• 17/19 communities assessed (11 communities are shown on the next two factsheets):

- Asem
- Bisir Elharir
- Bweir
- Hamer
- Izra'
- Jadal

Food Security

Izra'

Bread: 50 SYP
Rice: 600 SYP
Lentils: 275 SYP
Cooking oil: 750 SYP
Sugar: 430 SYP

Asem

Bread: no info
Rice: 800 SYP
Lentils: 325 SYP
Cooking oil: 800 SYP
Sugar: 425 SYP

Bweir

Bread: no info
Rice: 800 SYP
Lentils: 300 SYP
Cooking oil: 800 SYP
Sugar: 425 SYP

Main challenges to obtaining food

- No challenges
- Some foods unavailable
- Local production decreased
- Lack of access to market
- Some foods expensive
- Lack of resources to buy food available in markets
- Lack of access to fuel
- Cooking fuel not available

Jadal

Bread: no info
Rice: 800 SYP
Lentils: 325 SYP
Cooking oil: 825 SYP
Sugar: 425 SYP

Bisir Elharir

Bread: no info
Rice: 550 SYP
Lentils: 325 SYP
Cooking oil: 800 SYP
Sugar: 425 SYP

Hamer

Bread: no info
Rice: 800 SYP
Lentils: 450 SYP
Cooking oil: 800 SYP
Sugar: 450 SYP

No information
Bread (public): 1 pack
Rice, lentils, sugar: 1 kg
Cooking oil: 1 litre

WASH

Most common water source

Status of source

- Water is safe to drink
- Water tastes/smells bad
- People sick after drinking
- No information

Change in available water since last month

- More water
- No change
- Less water
- No information

Most common method of garbage disposal

Asem

Water trucking

Bisir Elharir

Water trucking

Bweir

Water trucking

Hamer

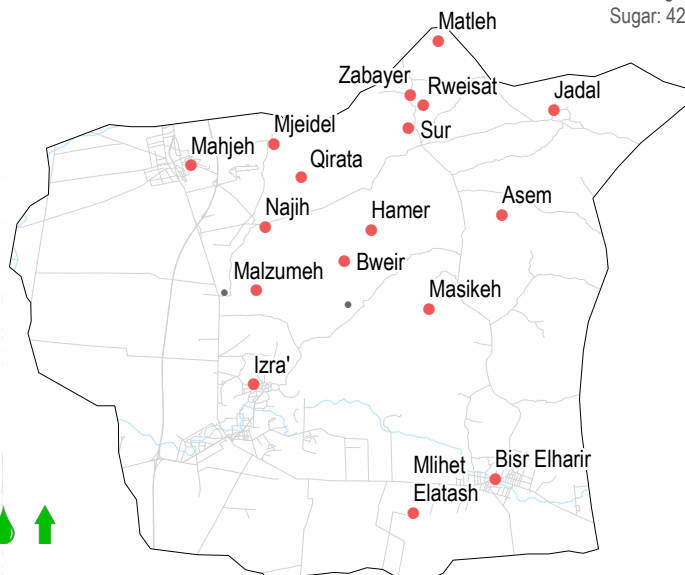
Closed well

Jadal

Network

Izra'

Network



Education

Asem

Services are too far
Unsafe route to services

Bisir Elharir

Some facilities destroyed
Services are too far
Unsafe route to services

Bweir

Services are too far
Unsafe route to services

Hamer

Most children accessed education

Status of primary schools in village

- Functioning
- Not functioning
- Not available
- No information
- Barriers to accessing education services

Izra'

Most children accessed education

Jadal

Services are too far
Unsafe route to services

Izra' 2/3, Dar'a Governorate

March 2017

Shelter

Most common shelter

- Independent apartment or house
- Shared apartment or house
- Unfinished apartment or house
- Tent
- Private space not for shelter
- Cave/natural shelter
- Collective public space not for shelter

- No IDPs
- No information

Min - Max: rent paid per room (where known)

Mahjeh

- NDPs
- IDPs
- No info

Malzumeh

- NDPs
- IDPs
- No info

Masikeh-Lajat

- NDPs
- IDPs
- No info

Matleh

- NDPs
- IDPs
- No info

Mjeidel

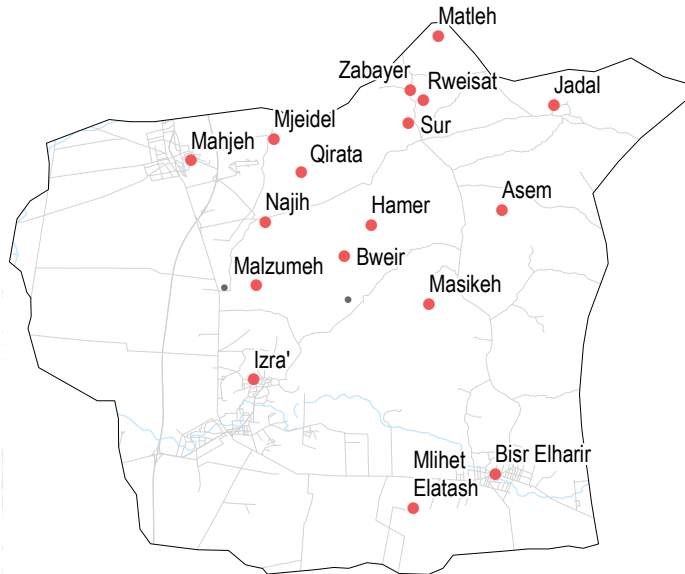
- NDPs
- IDPs
- No info

Mliheth Elatash

- NDPs
- IDPs
- No info

17/19 communities assessed (6 communities are shown on the previous factsheet, 5 communities are shown on the next factsheet):

- Mahjeh
- Malzumeh
- Masikeh-Lajat
- Matleh
- Mjeidel
- Mliheth Elatash



Livelihoods

Most common strategies used to cope with lack of income / resources

Mahjeh

- Children sent to work/beg
- Skipping meals

Matleh

- Borrowing from family/friends
- Selling household assets

Malzumeh

- Children sent to work/beg
- Taking loans/buying on credit
- Borrowing from family/friends

Mjeidel

- Children sent to work/beg
- Borrowing from family/friends
- Skipping meals

Masikeh-Lajat

- Children sent to work/beg
- Taking loans/buying on credit
- Borrowing from family/friends

Mliheth Elatash

- Children sent to work/beg
- Taking loans/buying on credit
- Borrowing from family/friends

Displacement

Mahjeh

- 51-75%
- Yes
- Yes

Malzumeh

- 1-25%
- No
- No info

Masikeh-Lajat

- 51-75%
- Yes
- Yes

Matleh

- 76-100%
- Yes
- Yes

% of pre-conflict population remaining

IDPs already living in village

IDPs arrived in last month

No information

Mjeidel

- 51-75%
- Yes
- Yes

Mliheth Elatash

- 51-75%
- Yes
- Yes

NFIs

Mahjeh

- B** 3000 SYP
- D** 500 SYP
- F** 55000 SYP

Malzumeh

- B** NA
- D** NA
- F** NA

Masikeh-Lajat

- B** 10500 SYP
- D** 300 SYP
- F** 6500 SYP

Matleh

- B** 8500 SYP
- D** 300 SYP
- F** NA

Mjeidel

- B** 8000 SYP
- D** 400 SYP
- F** 55000 SYP

Mliheth Elatash

- B** 10500 SYP
- D** 300 SYP
- F** 65000 SYP

Most common electricity source

- Main network
- Generator
- No source available
- No information

Fuel Prices

- B** Butane (cannister)
- D** Diesel (litre)
- F** Firewood (tonne)

NA: not available for purchase

Izra' 2/3, Dar'a Governorate

March 2017

Health

Most common health problems

Masikeh-Lajat
 Acute respiratory infections
 Fever
 Severe diseases affecting those aged less than 5

Mlihet Elatash
 Chronic disease with no access to medicine
 Acute respiratory infections
 Severe diseases affecting those aged less than 5

Matleh
 Diarrhea
 Fever
 Severe diseases affecting those aged less than 5

Mjeidel
 Chronic disease with no access to medicine
 Acute respiratory infections
 Severe diseases affecting those aged less than 5

Mahjeh
 Chronic disease with no access to medicine
 Acute respiratory infections
 Severe diseases affecting those aged less than 5

Malzumeh
 Chronic disease with no access to medicine
 Acute respiratory infections
 Severe diseases affecting those aged less than 5

• 17/19 communities assessed (6 communities are shown on the previous factsheet, 5 communities are shown on the next factsheet):

- Mahjeh
- Malzumeh
- Masikeh-Lajat
- Matleh
- Mjeidel
- Mlihet Elatash

Food Security

Mjeidel
 Bread: 125 SYP
 Rice: 500 SYP
 Lentils: 400 SYP
 Cooking oil: 800 SYP
 Sugar: 400 SYP

Mahjeh
 Bread: 75 SYP
 Rice: 500 SYP
 Lentils: 400 SYP
 Cooking oil: 825 SYP
 Sugar: 425 SYP

Masikeh-Lajat
 Bread: no info
 Rice: 650 SYP
 Lentils: 500 SYP
 Cooking oil: 800 SYP
 Sugar: 425 SYP

Mlihet Elatash
 Bread: no info
 Rice: 650 SYP
 Lentils: 500 SYP
 Cooking oil: 800 SYP
 Sugar: 425 SYP

Malzumeh
 Bread: no info
 Rice: no info
 Lentils: no info
 Cooking oil: no info
 Sugar: no info

Matleh
 Bread: no info
 Rice: 800 SYP
 Lentils: 450 SYP
 Cooking oil: 700 SYP
 Sugar: 400 SYP

Main challenges to obtaining food

- No challenges
- Some foods unavailable
- Local production decreased
- Lack of access to market
- Some foods expensive
- Lack of resources to buy food available in markets
- Lack of access to fuel
- Cooking fuel not available
- No information

Bread (public): 1 pack
 Rice, lentils, sugar: 1 kg
 Cooking oil: 1 litre

WASH

Most common water source
 Status of source
 Water is safe to drink
 Water tastes/smells bad
 People sick after drinking
 No information
 Change in available water since last month
 More water
 No change
 Less water
 No information
 Most common method of garbage disposal
 Buried / burned

Mahjeh
 Network
 Public free collection

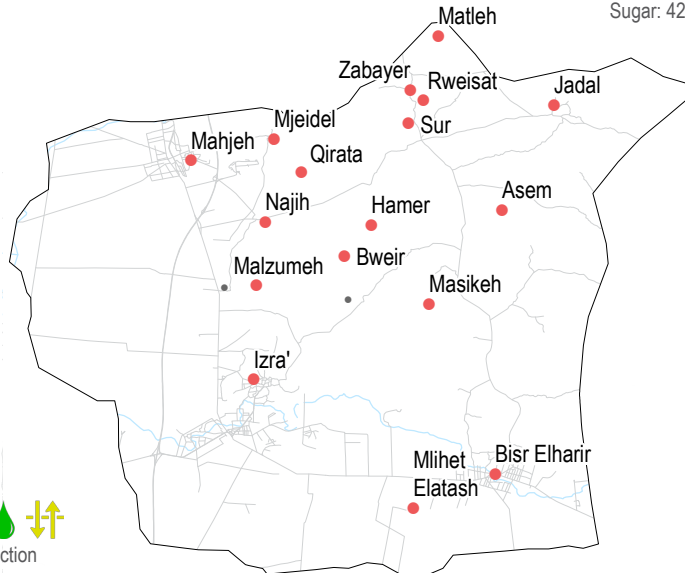
Malzumeh
 Water trucking
 Buried / burned

Masikeh-Lajat
 Water trucking
 Buried / burned

Matleh
 Closed well
 Private paid collection

Mlihet Elatash
 Network
 Public free collection

Mjeidel
 Network
 Buried / burned



Education

Mahjeh
 Most children accessed education

Malzumeh
 Lack of teaching staff
 Services are too far
 Unsafe route to services

Masikeh-Lajat
 Most children accessed education

Matleh
 Most children accessed education

Status of primary schools in village

- Functioning
- Not functioning
- Not available
- No information
- Barriers to accessing education services

Mjeidel
 Most children accessed education

Mlihet Elatash
 Most children accessed education

Izra' 3/3, Dar'a Governorate

March 2017

Shelter

Most common shelter

- Independent apartment or house
- Shared apartment or house
- Unfinished apartment or house
- Tent
- Private space not for shelter
- Cave/natural shelter
- Collective public space not for shelter

- No IDPs
- No information

Min - Max: rent paid per room (where known)

Najih

- NDPs
- IDPs
- No info

Qirata

- NDPs
- IDPs
- No info

Rweisat

- NDPs
- IDPs
- No info

Sur

- NDPs
- IDPs
- No info

Zabayer

- NDPs
- IDPs
- No info

17/19 communities assessed (12 communities are shown on the previous two factsheets):

- Najih
- Qirata
- Rweisat
- Sur
- Zabayer

Livelihoods

Most common strategies used to cope with lack of income / resources

Najih

- Borrowing from family/friends
- Selling household assets
- Skipping meals

Qirata

- Children sent to work/beg
- Borrowing from family/friends
- Skipping meals

Rweisat

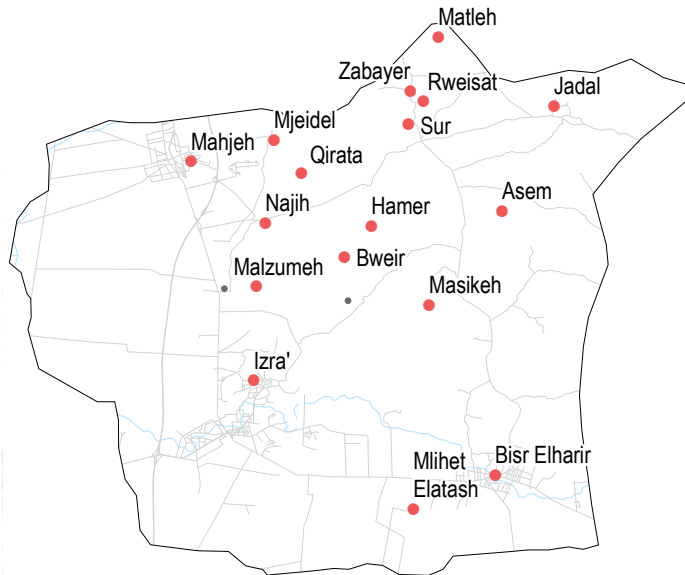
- High risk/illegal work
- Selling household assets

Sur

- Children sent to work/beg
- Borrowing from family/friends
- High risk/illegal work

Zabayer

- Borrowing from family/friends
- High risk/illegal work
- Selling household assets



Displacement

Najih

- 51-75%
- Yes
- No

Qirata

- 26-50%
- No
- No info

Rweisat

- 51-75%
- Yes
- Yes

Sur

- 51-75%
- Yes
- No

% of pre-conflict population remaining

IDPs already living in village

IDPs arrived in last month

No information

Zabayer

- 51-75%
- No
- No info

NFIs

Najih

- B 10500 SYP
- D 425 SYP
- F 55000 SYP

Qirata

- B 10000 SYP
- D 420 SYP
- F 60000 SYP

Rweisat

- B 10000 SYP
- D 300 SYP
- F NA

Sur

- B 10000 SYP
- D 400 SYP
- F 60000 SYP

Zabayer

- B 10000 SYP
- D 350 SYP
- F NA

Most common electricity source

Main network

Generator

No source available

No information

Fuel Prices

B Butane (cannister)

D Diesel (litre)

F Firewood (tonne)

NA: not available for purchase

Izra' 3/3, Dar'a Governorate

March 2017

Health

Most common health problems

Rweisat
 Diarrhea
 Severe diseases affecting those aged less than 5

Najih
 Chronic disease with no access to medicine
 Malnutrition
 Severe diseases affecting those aged less than 5

Sur
 Chronic disease with no access to medicine
 Maternal health issues
 Severe diseases affecting those aged less than 5

Qirata
 Disabilities
 Diarrhea
 Severe diseases affecting those aged less than 5

Zabayer
 Diarrhea
 Severe diseases affecting those aged less than 5

WASH

Most common water source

Status of source
 Water is safe to drink
 Water tastes/smells bad
 People sick after drinking
 No information

Change in available water since last month

More water
 No change
 Less water

No information

Most common method of garbage disposal

Najih
 Water trucking
 Buried / burned

Qirata
 Water trucking
 Buried / burned

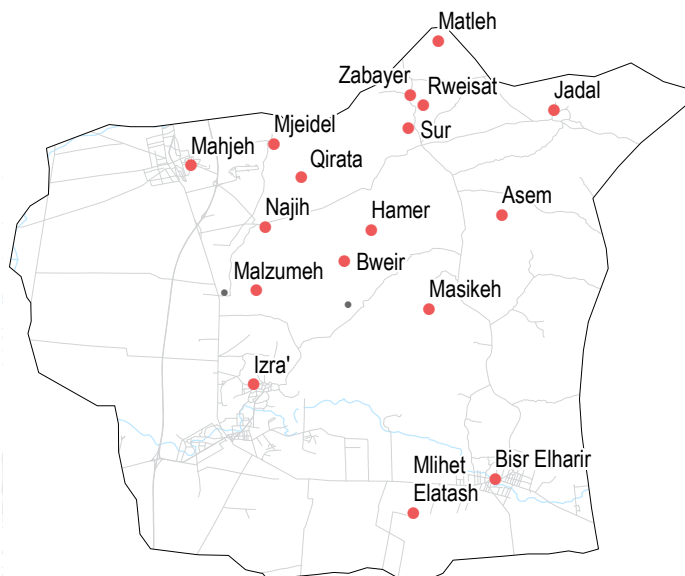
Rweisat
 Closed well
 Public free collection

Sur
 Water trucking
 Buried / burned

Zabayer
 Closed well
 Public free collection

• 17/19 communities assessed (12 communities are shown on the previous two factsheets):

- Najih
- Qirata
- Rweisat
- Sur
- Zabayer



Food Security

Zabayer

Bread: no info
 Rice: 800 SYP
 Lentils: 450 SYP
 Cooking oil: 750 SYP
 Sugar: 450 SYP

Najih

Bread: no info
 Rice: 600 SYP
 Lentils: 350 SYP
 Cooking oil: 800 SYP
 Sugar: 440 SYP

Rweisat

Bread: no info
 Rice: 750 SYP
 Lentils: 450 SYP
 Cooking oil: 700 SYP
 Sugar: 400 SYP

Qirata

Bread: no info
 Rice: 750 SYP
 Lentils: no info
 Cooking oil: 800 SYP
 Sugar: 425 SYP

Sur

Bread: no info
 Rice: 800 SYP
 Lentils: no info
 Cooking oil: 800 SYP
 Sugar: 425 SYP

Main challenges to obtaining food

- No challenges
- Some foods unavailable
- Local production decreased
- Lack of access to market
- Some foods expensive
- Lack of resources to buy food available in markets
- Lack of access to fuel
- Cooking fuel not available

No information

Bread (public): 1 pack
 Rice, lentils, sugar: 1 kg
 Cooking oil: 1 litre

Education

Najih

Some facilities destroyed
 Services are too far
 Unsafe route to services

Qirata

Some facilities destroyed
 Lack of teaching staff
 Services are too far

Rweisat

Most children accessed education

Sur

Services are too far
 Unsafe route to services

Status of primary schools in village

- Functioning
- Not functioning
- Not available
- No information
- Barriers to accessing education services

Zabayer

Most children accessed education

Jasim, Dar'a Governorate

March 2017

Shelter

Most common shelter

- Independent apartment or house
- Shared apartment or house
- Unfinished apartment or house
- Tent
- Private space not for shelter
- Cave/natural shelter
- Collective public space not for shelter

- No IDPs
- No information

Min - Max: rent paid per room (where known)

Jasim

NDPs IDPs

 5000 - 6500 SYP

Nimer

NDPs IDPs

 4500 - 5500 SYP

• 2/2 communities assessed:

- Jasim
- Nimer

Displacement

Jasim

76-100%
 Yes Yes

Nimer

51-75%
 Yes Yes

% of pre-conflict population remaining

IDPs already living in village

IDPs arrived in last month

No information

Livelihoods

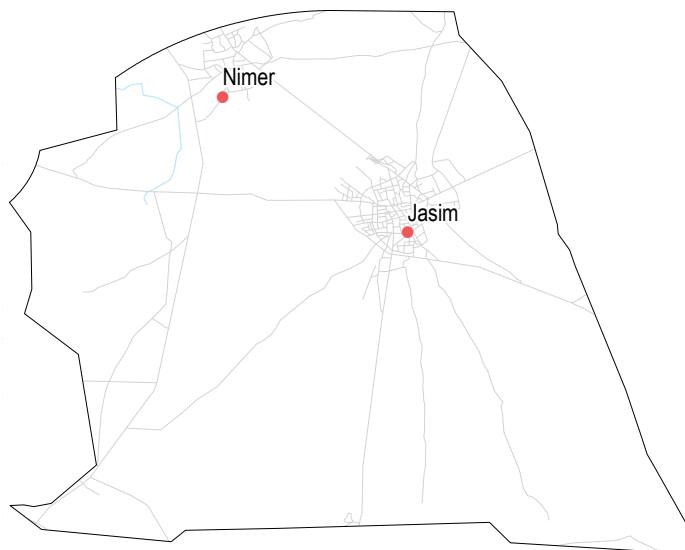
Most common strategies used to cope with lack of income / resources

Jasim

- Borrowing from family/friends
- Skipping meals
- Reducing meal size

Nimer

- Children sent to work/beg
- Borrowing from family/friends
- Selling household assets



NFIs

Jasim

B 11500 SYP
D 350 SYP
F 60000 SYP

Nimer

B 11500 SYP
D 350 SYP
F 75000 SYP

Most common electricity source

- Main network
- Generator
- No source available
- No information

Fuel Prices

- B** Butane (cannister)
- D** Diesel (litre)
- F** Firewood (tonne)

NA: not available for purchase

Jasim, Dar'a Governorate

March 2017

Health

Most common health problems

Jasim



Pregnancy related diseases
Acute respiratory infections
Severe diseases affecting those aged less than 5

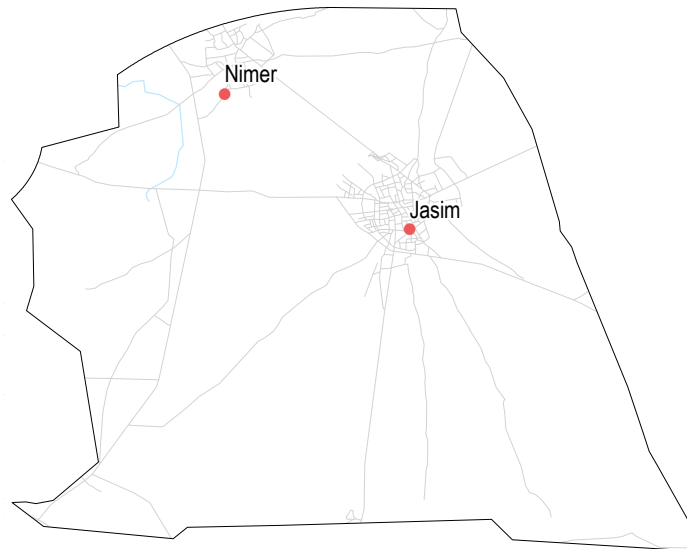
Nimer



Chronic disease with no access to medicine
Injuries
Acute respiratory infections

• 2/2 communities assessed:

Jasim
Nimer



Food Security

Jasim



Bread: no info
Rice: 650 SYP
Lentils: 400 SYP
Cooking oil: 750 SYP
Sugar: 400 SYP

Nimer



Bread: 125 SYP
Rice: 550 SYP
Lentils: 450 SYP
Cooking oil: 900 SYP
Sugar: 450 SYP

Main challenges to obtaining food

- No challenges
 - Some foods unavailable
 - Local production decreased
 - Lack of access to market
 - Some foods expensive
 - Lack of resources to buy food available in markets
 - Lack of access to fuel
 - Cooking fuel not available
 - No information
- Bread (public): 1 pack
Rice, lentils, sugar: 1 kg
Cooking oil: 1 litre

WASH

Most common water source

Status of source

- Water is safe to drink
- Water tastes/smells bad
- People sick after drinking
- No information

Change in available water since last month

- More water
- No change
- Less water
- No information

Most common method of garbage disposal

Jasim

- Closed well
- Public free collection

Nimer

- Water trucking
- Public free collection

Education

Jasim

Most children accessed education

Nimer

Most children accessed education

Status of primary schools in village

- Functioning
- Not functioning
- Not available
- No information
- Barriers to accessing education services

Shelter

Most common shelter

- Independent apartment or house
- Shared apartment or house
- Unfinished apartment or house
- Tent
- Private space not for shelter
- Cave/natural shelter
- Collective public space not for shelter

- No IDPs
- No information

Min - Max: rent paid per room (where known)

Ghasm

NDPs IDPs
2500 - 10000 SYP

Jizeh

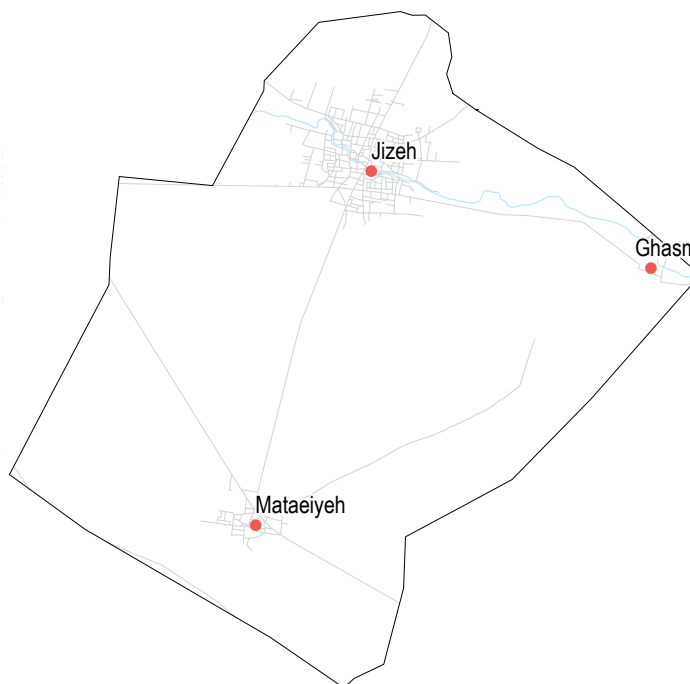
NDPs IDPs
2500 - 8000 SYP

Mataeiyeh

NDPs IDPs
No info

• 3/3 communities assessed:

- Ghasm
- Jizeh
- Mataeiyeh



Livelihoods

Most common strategies used to cope with lack of income / resources

Ghasm

- Children sent to work/beg
- Taking loans/buying on credit
- Borrowing from family/friends

Jizeh

- Children sent to work/beg
- Taking loans/buying on credit
- Borrowing from family/friends

Mataeiyeh

- Children sent to work/beg
- Taking loans/buying on credit
- Borrowing from family/friends

Displacement

Ghasm

76-100%
 Yes Yes

Jizeh

51-75%
 Yes Yes

Mataeiyeh

51-75%
 Yes Yes

% of pre-conflict population remaining

IDPs already living in village

IDPs arrived in last month

No information

NFIs

Ghasm

B 3500 SYP
D 250 SYP
F 65000 SYP

Jizeh

B 9700 SYP
D 300 SYP
F 65000 SYP

Mataeiyeh

B 3500 SYP
D 275 SYP
F 65000 SYP

Most common electricity source

Main network

Generator

No source available

No information

Fuel Prices

B Butane (cannister)

D Diesel (litre)

F Firewood (tonne)

NA: not available for purchase

Jizeh, Dar'a Governorate

March 2017

Health

Most common health problems

Mataeiyeh

Chronic disease with no access to medicine
Acute respiratory infections
Malnutrition

Ghasm

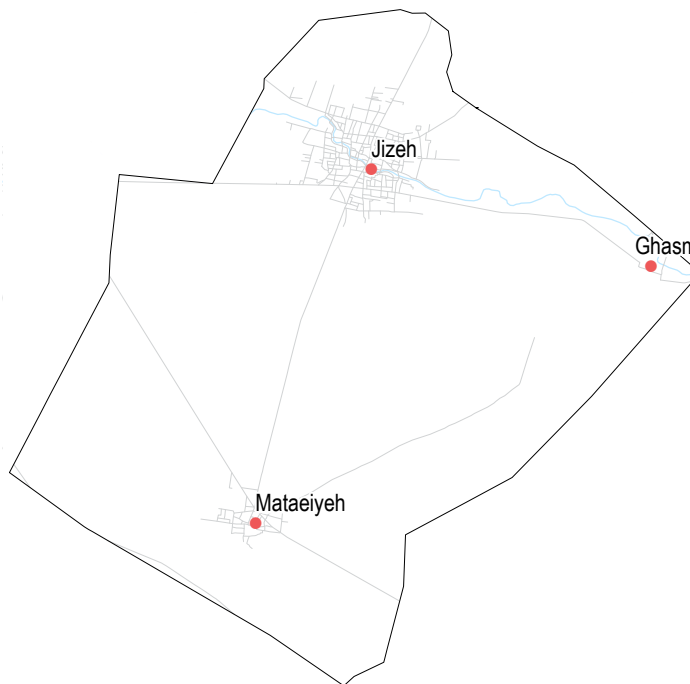
Chronic disease with no access to medicine
Acute respiratory infections
Severe diseases affecting those aged less than 5

Jizeh

Maternal health issues
Injuries
Acute respiratory infections

• 3/3 communities assessed:

- Ghasm
- Jizeh
- Mataeiyeh



Food Security

Ghasm

Bread: 75 SYP
Rice: 650 SYP
Lentils: 500 SYP
Cooking oil: 800 SYP
Sugar: 450 SYP

Mataeiyeh

Bread: 100 SYP
Rice: 650 SYP
Lentils: 500 SYP
Cooking oil: 800 SYP
Sugar: 450 SYP

Jizeh

Bread: no info
Rice: 650 SYP
Lentils: 400 SYP
Cooking oil: 800 SYP
Sugar: 425 SYP

Main challenges to obtaining food

- No challenges
 - Some foods unavailable
 - Local production decreased
 - Lack of access to market
 - Some foods expensive
 - Lack of resources to buy food available in markets
 - Lack of access to fuel
 - Cooking fuel not available
 - No information
- Bread (public): 1 pack
Rice, lentils, sugar: 1 kg
Cooking oil: 1 litre

WASH

Most common water source

Status of source

- Water is safe to drink
- Water tastes/smells bad
- People sick after drinking
- No information

Change in available water since last month

- More water
- No change
- Less water
- No information

Most common method of garbage disposal

Ghasm

Network
 Public free collection

Jizeh

Network
 Public free collection

Mataeiyeh

Network
 Public free collection

Education

Ghasm

Most children accessed education

Jizeh

Most children accessed education

Mataeiyeh

Most children accessed education

Status of primary schools in village

- Functioning
- Not functioning
- Not available
- No information
- Barriers to accessing education services

Kherbet Ghazala, Dar'a Governorate

March 2017

Shelter

Most common shelter

- Independent apartment or house
- Shared apartment or house
- Unfinished apartment or house
- Tent
- Private space not for shelter
- Cave/natural shelter
- Collective public space not for shelter

- No IDPs
- No information

Min - Max: rent paid per room (where known)

Alma

- NDPs
- IDPs
- No info

Eastern Ghariyeh

- NDPs
- IDPs
- No info

Western Ghariyeh

- NDPs
- IDPs
- No info

• 3/4 communities assessed:

- Alma
- Eastern Ghariyeh
- Western Ghariyeh



Displacement

Alma

- 26-50%
- Yes
- Yes

Eastern Ghariyeh

- 51-75%
- Yes
- Yes

Western Ghariyeh

- 51-75%
- Yes
- Yes

% of pre-conflict population remaining

IDPs already living in village

IDPs arrived in last month

No information

Livelihoods

Most common strategies used to cope with lack of income / resources

Alma

- Borrowing from family/friends
- High risk/illegal work

Eastern Ghariyeh

- Borrowing from family/friends
- High risk/illegal work

Western Ghariyeh

- Children sent to work/beg
- Taking loans/buying on credit
- Borrowing from family/friends

NFIs

Alma

- B 9500 SYP
- D 300 SYP
- F NA

Eastern Ghariyeh

- B 10000 SYP
- D 350 SYP
- F NA

Western Ghariyeh

- B 10500 SYP
- D 300 SYP
- F 65000 SYP

Most common electricity source

Main network

Generator

No source available

No information

Fuel Prices

B Butane (cannister)

D Diesel (litre)

F Firewood (tonne)

NA: not available for purchase

Kherbet Ghazala, Dar'a Governorate

March 2017

Health

Most common health problems

Western Ghariyeh

Maternal health issues
Acute respiratory infections
Severe diseases affecting those aged less than 5

Alma

Acute respiratory infections
Fever
Severe diseases affecting those aged less than 5

Eastern Ghariyeh

Diarrhea
Maternal health issues
Acute respiratory infections

• 3/4 communities assessed:

- Alma
- Eastern Ghariyeh
- Western Ghariyeh

Food Security

Alma

Bread: no info
Rice: 700 SYP
Lentils: 400 SYP
Cooking oil: 700 SYP
Sugar: 400 SYP

Western Ghariyeh

Bread: no info
Rice: 650 SYP
Lentils: 500 SYP
Cooking oil: 800 SYP
Sugar: 450 SYP

Eastern Ghariyeh

Bread: no info
Rice: 700 SYP
Lentils: 450 SYP
Cooking oil: 700 SYP
Sugar: 400 SYP

Main challenges to obtaining food

- No challenges
- Some foods unavailable
- Local production decreased
- Lack of access to market
- Some foods expensive
- Lack of resources to buy food available in markets
- Lack of access to fuel
- Cooking fuel not available
- No information

Bread (public): 1 pack
Rice, lentils, sugar: 1 kg
Cooking oil: 1 litre

WASH

Most common water source

Status of source

- Water is safe to drink
- Water tastes/smells bad
- People sick after drinking
- No information

Change in available water since last month

- More water
- No change
- Less water
- No information

Most common method of garbage disposal

Alma

Closed well
 Public free collection

Eastern Ghariyeh

Closed well
 Public free collection

Western Ghariyeh

Network
 Public free collection



Education

Alma

Most children accessed education

Eastern Ghariyeh

Most children accessed education

Western Ghariyeh

Most children accessed education

Status of primary schools in village

- Functioning
- Not functioning
- Not available
- No information
- Barriers to accessing education services

Masmiyyeh, Dar'a Governorate

March 2017

Shelter

Most common shelter

- Independent apartment or house
- Shared apartment or house
- Unfinished apartment or house
- Tent
- Private space not for shelter
- Cave/natural shelter
- Collective public space not for shelter

- No IDPs
- No information

Min - Max: rent paid per room (where known)

Masmiyyeh

- NDPs
- IDPs
- No info

Sakra

- NDPs
- IDPs
- No info

Shaara

- NDPs
- IDPs
- No info

Sharae

- NDPs
- IDPs
- No info

Sweinmreh

- NDPs
- IDPs
- No info

Zbeidiyeh

- NDPs
- IDPs
- No info

6/13 communities assessed:

- Masmiyyeh
- Sakra
- Shaara
- Sharae
- Sweinmreh
- Zbeidiyeh



Livelihoods

Most common strategies used to cope with lack of income / resources

Masmiyyeh

- Children sent to work/beg
- Skipping meals

Sakra

- Borrowing from family/friends
- High risk/illegal work
- Selling household assets

Shaara

- Children sent to work/beg
- Borrowing from family/friends
- High risk/illegal work

Sharae

- Children sent to work/beg
- Borrowing from family/friends
- High risk/illegal work

Sweinmreh

- Children sent to work/beg
- Skipping meals

Zbeidiyeh

- Borrowing from family/friends
- High risk/illegal work

Displacement

Masmiyyeh

- 51-75%
- Yes
- Yes

Sakra

- 51-75%
- Yes
- Yes

Shaara

- 76-100%
- Yes
- Yes

Sharae

- 76-100%
- Yes
- No

% of pre-conflict population remaining

IDPs already living in village

IDPs arrived in last month

No information

Sweinmreh

- 51-75%
- No
- No info

Zbeidiyeh

- 26-50%
- No
- No info

NFIs

Masmiyyeh

- B 3000 SYP
- D 300 SYP
- F 55000 SYP

Sakra

- B 6500 SYP
- D 350 SYP
- F NA

Shaara

- B 6000 SYP
- D 350 SYP
- F 55000 SYP

Sharae

- B 5000 SYP
- D 350 SYP
- F 58000 SYP

Sweinmreh

- B 3000 SYP
- D 275 SYP
- F 55000 SYP

Zbeidiyeh

- B 5300 SYP
- D 350 SYP
- F 75000 SYP

Most common electricity source

Main network

Generator

No source available

No information

Fuel Prices

B Butane (cannister)

D Diesel (litre)

F Firewood (tonne)

NA: not available for purchase

Health

Most common health problems

Shaara

Skin disease
 Maternal health issues
 Severe diseases affecting those aged less than 5

Sharae

Chronic disease with no access to medicine
 Malnutrition
 Severe diseases affecting those aged less than 5

Sweinmreh

Chronic disease with no access to medicine
 Acute respiratory infections
 Severe diseases affecting those aged less than 5

Zbeidiyeh

Diarrhea
 Chronic disease with no access to medicine

Masmiyyeh

Chronic disease with no access to medicine
 Acute respiratory infections
 Severe diseases affecting those aged less than 5

Sakra

Chronic disease with no access to medicine
 Severe diseases affecting those aged less than 5

- 6/13 communities assessed:
- Masmiyyeh
- Sakra
- Shaara
- Sharae
- Sweinmreh
- Zbeidiyeh

Food Security

Sweinmreh

Bread: 75 SYP
 Rice: 500 SYP
 Lentils: 400 SYP
 Cooking oil: 800 SYP
 Sugar: 400 SYP

Masmiyyeh

Bread: 50 SYP
 Rice: 500 SYP
 Lentils: 400 SYP
 Cooking oil: 800 SYP
 Sugar: 400 SYP

Shaara

Bread: 100 SYP
 Rice: 600 SYP
 Lentils: 350 SYP
 Cooking oil: 800 SYP
 Sugar: 420 SYP

Zbeidiyeh

Bread: 100 SYP
 Rice: 750 SYP
 Lentils: 450 SYP
 Cooking oil: 750 SYP
 Sugar: 400 SYP

Sakra

Bread: no info
 Rice: 750 SYP
 Lentils: 450 SYP
 Cooking oil: 750 SYP
 Sugar: 450 SYP

Sharae

Bread: 100 SYP
 Rice: 550 SYP
 Lentils: 350 SYP
 Cooking oil: 750 SYP
 Sugar: 400 SYP

Main challenges to obtaining food

- No challenges
 - Some foods unavailable
 - Local production decreased
 - Lack of access to market
 - Some foods expensive
 - Lack of resources to buy food available in markets
 - Lack of access to fuel
 - Cooking fuel not available
 - No information
- Bread (public): 1 pack
 Rice, lentils, sugar: 1 kg
 Cooking oil: 1 litre

WASH

Most common water source

Status of source

- Water is safe to drink
- Water tastes/smells bad
- People sick after drinking
- No information

Change in available water since last month

- More water
- No change
- Less water
- No information

Most common method of garbage disposal

Masmiyyeh

Network
 Public free collection

Sakra

Closed well
 Public free collection

Shaara

Network
 Buried / burned

Sharae

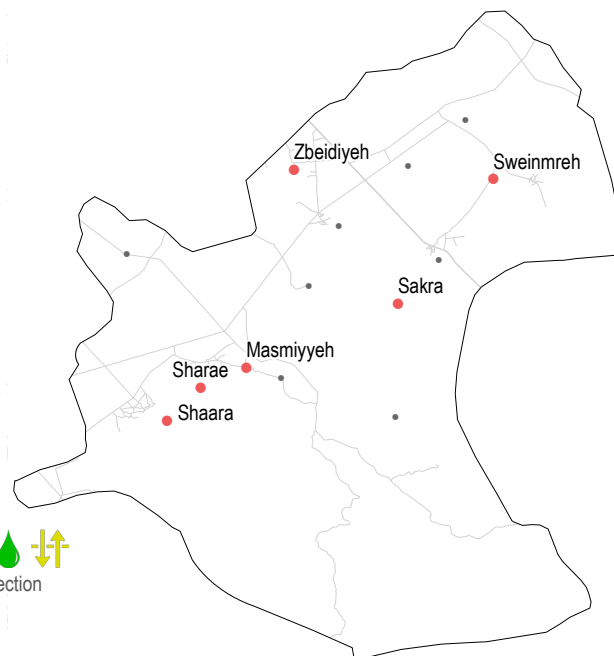
Network
 Public free collection

Zbeidiyeh

Closed well
 Public free collection

Sweinmreh

Closed well
 Buried / burned



Education

Masmiyyeh

Most children accessed education

Sakra

Most children accessed education

Shaara

Services are too far
 Unsafe route to services

Sharae

Most children accessed education

Status of primary schools in village

- Functioning
- Not functioning
- Not available
- No information
- Barriers to accessing education services

Sweinmreh

Most children accessed education

Zbeidiyeh

Most children accessed education

Mseifra, Dar'a Governorate

March 2017

Shelter

Most common shelter

- Independent apartment or house
- Shared apartment or house
- Unfinished apartment or house
- Tent
- Private space not for shelter
- Cave/natural shelter
- Collective public space not for shelter

- No IDPs
- No information

Min - Max: rent paid per room (where known)

Karak

- NDPs
- IDPs
- No info

Um Walad

- NDPs
- IDPs
- No info

Mseifra

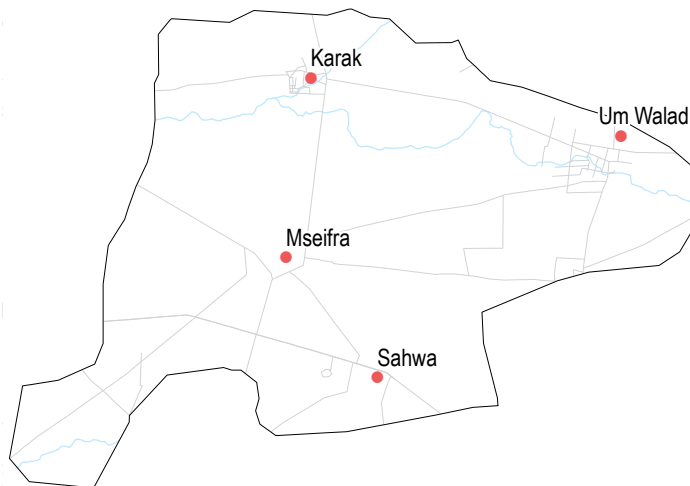
- NDPs
- IDPs
- 4500 - 5500 SYP

Sahwa

- NDPs
- IDPs
- 5000 - 6000 SYP

• 4/4 communities assessed:

- Karak
- Mseifra
- Sahwa
- Um Walad



Livelihoods

Most common strategies used to cope with lack of income / resources

Karak

No info

Um Walad

- Children sent to work/beg
- Borrowing from family/friends
- Selling household assets

Mseifra

- Children sent to work/beg
- Borrowing from family/friends
- High risk/illegal work

Sahwa

- Children sent to work/beg
- Borrowing from family/friends
- High risk/illegal work

Displacement

Karak

- None
- No info
- No info

Mseifra

- 51-75%
- Yes
- Yes

Sahwa

- 51-75%
- Yes
- Yes

Um Walad

- 51-75%
- Yes
- Yes

% of pre-conflict population remaining

IDPs already living in village

IDPs arrived in last month

No information

NFIs

Karak

- No info
- B** No info
- D** No info
- F** No info

Mseifra

- B** 10500 SYP
- D** 350 SYP
- F** 75000 SYP

Sahwa

- B** 10500 SYP
- D** 350 SYP
- F** 75000 SYP

Um Walad

- B** 10500 SYP
- D** 350 SYP
- F** 75000 SYP

Most common electricity source

Main network

Generator

No source available

No information

Fuel Prices

B Butane (cannister)

D Diesel (litre)

F Firewood (tonne)

NA: not available for purchase

Mseifra, Dar'a Governorate

March 2017

Health

Most common health problems

Sahwa

Chronic disease with no access to medicine
Injuries
Acute respiratory infections

Um Walad

Chronic disease with no access to medicine
Injuries
Acute respiratory infections

Karak

No info

Mseifra

Chronic disease with no access to medicine
Injuries
Acute respiratory infections

• 4/4 communities assessed:

- Karak
- Mseifra
- Sahwa
- Um Walad

Food Security

Karak



Bread: no info
Rice: no info
Lentils: no info
Cooking oil: no info
Sugar: no info

Mseifra



Bread: 100 SYP
Rice: 550 SYP
Lentils: 450 SYP
Cooking oil: 875 SYP
Sugar: 450 SYP

Sahwa



Bread: 100 SYP
Rice: 550 SYP
Lentils: 450 SYP
Cooking oil: 850 SYP
Sugar: 450 SYP

Um Walad



Bread: 100 SYP
Rice: 550 SYP
Lentils: 450 SYP
Cooking oil: 900 SYP
Sugar: 450 SYP

Main challenges to obtaining food

- No challenges
- Some foods unavailable
- Local production decreased
- Lack of access to market
- Some foods expensive
- Lack of resources to buy food available in markets
- Lack of access to fuel
- Cooking fuel not available
- No information

Bread (public): 1 pack
Rice, lentils, sugar: 1 kg
Cooking oil: 1 litre

WASH

Most common water source

Status of source

- Water is safe to drink
- Water tastes/smells bad
- People sick after drinking
- No information

Change in available water since last month

- More water
- No change
- Less water
- No information

Most common method of garbage disposal

Karak

No info

Mseifra

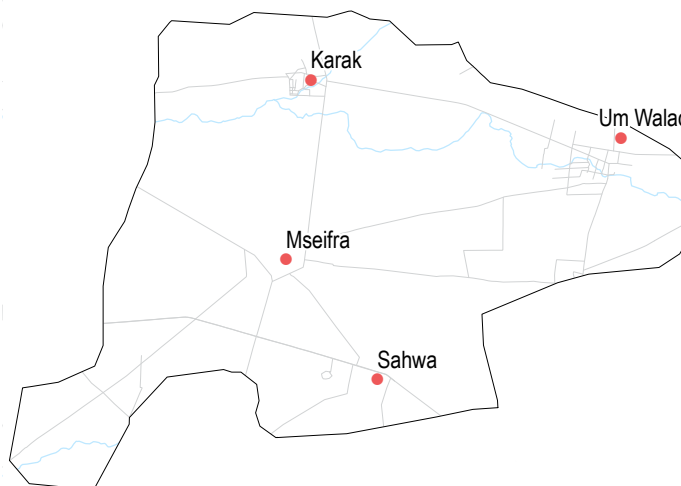
Network
Public free collection

Sahwa

Network
Public free collection

Um Walad

Network
Public free collection



Education



Karak
No info



Mseifra
Most children accessed education



Sahwa
Most children accessed education



Um Walad
Most children accessed education

Status of primary schools in village

- Functioning
- Not functioning
- Not available
- No information
- Barriers to accessing education services

Shelter

Most common shelter

- Independent apartment or house
- Shared apartment or house
- Unfinished apartment or house
- Tent
- Private space not for shelter
- Cave/natural shelter
- Collective public space not for shelter

- No IDPs
- No information

Min - Max: rent paid per room (where known)

Ajami

NDPs IDPs
 5000 - 8000 SYP

Jlein

NDPs IDPs
 No info

Mzeireb

NDPs IDPs
 No info

Nahj

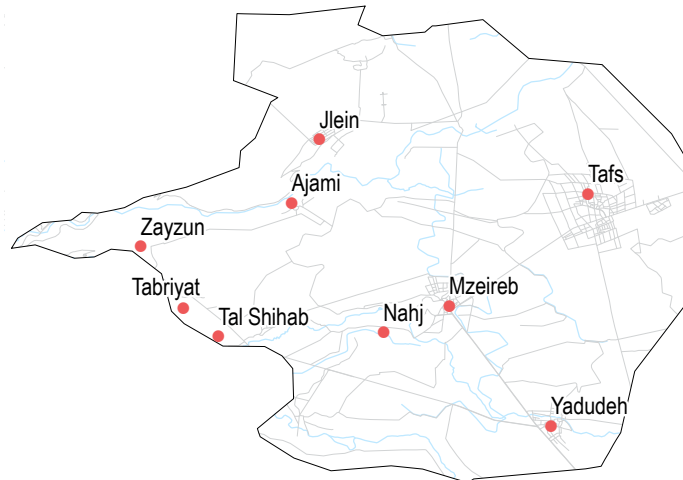
NDPs IDPs
 8000 - 10000 SYP

Tabriyat

NDPs IDPs
 No info

• 9/9 communities assessed (4 communities are shown on the next factsheet):

- Ajami
- Jlein
- Mzeireb
- Nahj
- Tabriyat



Livelihoods

Most common strategies used to cope with lack of income / resources

Ajami

- Children sent to work/beg
- Borrowing from family/friends

Nahj

- Borrowing from family/friends
- Reducing meal size

Jlein

- Skipping meals
- Reducing meal size
- Spending days without eating

Tabriyat

- Borrowing from family/friends

Mzeireb

- Children sent to work/beg
- Taking loans/buying on credit
- Borrowing from family/friends

Displacement

Ajami

76-100%
 Yes Yes

Jlein

1-25%
 No No info

Mzeireb

51-75%
 Yes Yes

Nahj

76-100%
 Yes Yes

% of pre-conflict population remaining

IDPs already living in village

IDPs arrived in last month

No information

Tabriyat

76-100%
 No No info

NFIs

Ajami

B 13500 SYP
D 350 SYP
F 80000 SYP

Jlein

B NA
D NA
F NA

Mzeireb

B 11000 SYP
D 280 SYP
F 62000 SYP

Nahj

B 13500 SYP
D 350 SYP
F 80000 SYP

Tabriyat

B 13500 SYP
D 350 SYP
F 75000 SYP

Most common electricity source

Main network

Generator

No source available

No information

Fuel Prices

B Butane (cannister)

D Diesel (litre)

F Firewood (tonne)

NA: not available for purchase

Mzeireb 1/2, Dar'a Governorate

March 2017

Health

Most common health problems

Mzeireb

Disabilities
Communicable diseases
Severe diseases affecting those aged less than 5

Nahj

Communicable diseases
Acute respiratory infections
Fever

Ajami

Communicable diseases
Pregnancy related diseases
Fever

Jlein

Disabilities
Communicable diseases
Pregnancy related diseases

Tabriyat

Diarrhea
Acute respiratory infections
Fever

• 9/9 communities assessed (4 communities are shown on the next factsheet):

- Ajami
- Jlein
- Mzeireb
- Nahj
- Tabriyat

Food Security

Tabriyat

Bread: no info
Rice: 800 SYP
Lentils: 500 SYP
Cooking oil: 950 SYP
Sugar: 500 SYP

Ajami

Bread: no info
Rice: 800 SYP
Lentils: 500 SYP
Cooking oil: 950 SYP
Sugar: 500 SYP

Mzeireb

Bread: no info
Rice: 600 SYP
Lentils: 320 SYP
Cooking oil: 600 SYP
Sugar: 425 SYP

Jlein

Bread: no info
Rice: no info
Lentils: no info
Cooking oil: no info
Sugar: no info

Nahj

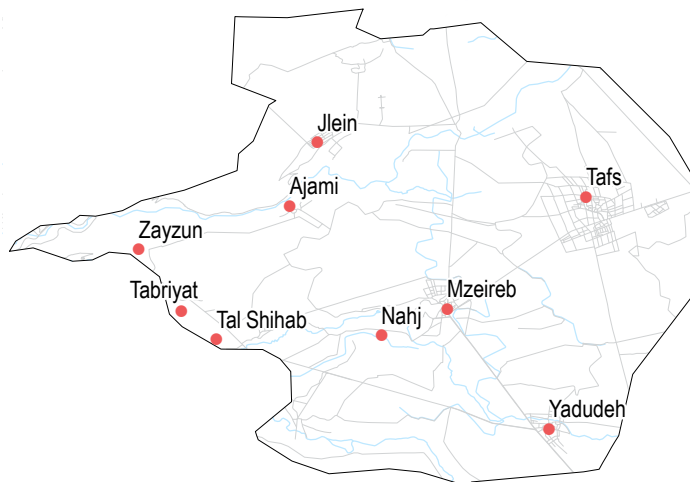
Bread: no info
Rice: 800 SYP
Lentils: 500 SYP
Cooking oil: 950 SYP
Sugar: 500 SYP

Main challenges to obtaining food

- No challenges
- Some foods unavailable
- Local production decreased
- Lack of access to market
- Some foods expensive
- Lack of resources to buy food available in markets
- Lack of access to fuel
- Cooking fuel not available

No information

Bread (public): 1 pack
Rice, lentils, sugar: 1 kg
Cooking oil: 1 litre



WASH

Most common water source

Status of source

- Water is safe to drink
- Water tastes/smells bad
- People sick after drinking
- No information

Change in available water since last month

- More water
- No change
- Less water
- No information

Most common method of garbage disposal

Ajami

Protected spring
 Public free collection

Jlein

Water trucking
 Left in street / public area

Mzeireb

Water trucking
 Private paid collection

Nahj

Water trucking
 Public free collection

Tabriyat

Water trucking
 Buried / burned

Education

Ajami

Unsafe route to services

Jlein

Some facilities destroyed
 Unsafe route to services

Mzeireb

Most children accessed education

Nahj

Most children accessed education

Status of primary schools in village

- Functioning
- Not functioning
- Not available
- No information
- Barriers to accessing education services

Tabriyat

Most children accessed education

Mzeireb 2/2, Dar'a Governorate

March 2017

Shelter

Most common shelter

- Independent apartment or house
- Shared apartment or house
- Unfinished apartment or house
- Tent
- Private space not for shelter
- Cave/natural shelter
- Collective public space not for shelter

- No IDPs
- No information

Min - Max: rent paid per room (where known)

Tafas

- NDPs
- IDPs
- No info

Zayzun

- NDPs
- IDPs
- No info

Tal Shihab

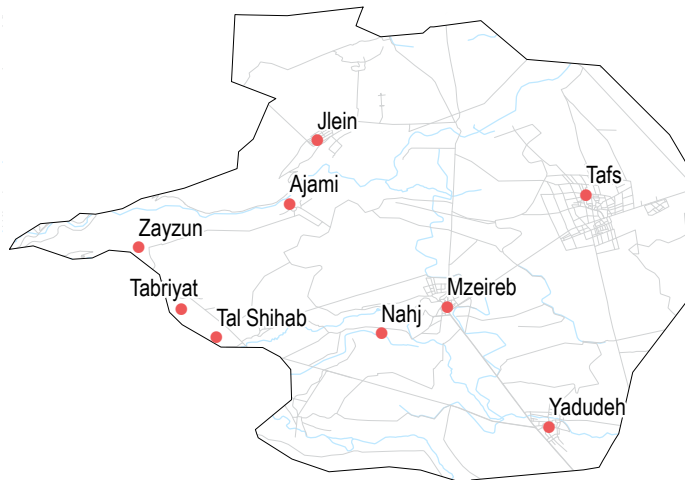
- NDPs
- IDPs
- 10000 - 15000 SYP

Yadudeh

- NDPs
- IDPs
- No info

- 9/9 communities assessed (5 communities are shown on the previous factsheet):

Tafas
Tal Shihab
Yadudeh
Zayzun



Livelihoods

Most common strategies used to cope with lack of income / resources

Tafas

- Taking loans/buying on credit
- Borrowing from family/friends
- High risk/illegal work

Tal Shihab

- Borrowing from family/friends

Yadudeh

- Taking loans/buying on credit
- Borrowing from family/friends
- High risk/illegal work

Zayzun

- Children sent to work/beg
- Taking loans/buying on credit
- Borrowing from family/friends

Displacement

Tafas

- 51-75%
- Yes
- Yes

Tal Shihab

- 76-100%
- Yes
- Yes

Yadudeh

- 51-75%
- No
- No info

Zayzun

- 51-75%
- Yes
- Yes

% of pre-conflict population remaining

IDPs already living in village

IDPs arrived in last month

No information

NFIs

Tafas

- B 11500 SYP
- D 290 SYP
- F 61000 SYP

Tal Shihab

- B 13000 SYP
- D 350 SYP
- F 80000 SYP

Yadudeh

- B 10500 SYP
- D 280 SYP
- F 62000 SYP

Zayzun

- B 11500 SYP
- D 290 SYP
- F 62000 SYP

Most common electricity source

Main network

Generator

No source available

No information

Fuel Prices

B Butane (cannister)

D Diesel (litre)

F Firewood (tonne)

NA: not available for purchase

Mzeireb 2/2, Dar'a Governorate

March 2017

Health

Most common health problems

Yadudeh

- Disabilities
- Pregnancy related diseases
- Severe diseases affecting those aged less than 5

Zayzun

- Disabilities
- Chronic disease with no access to medicine
- Severe diseases affecting those aged less than 5

Tafas

- Communicable diseases
- Maternal health issues
- Severe diseases affecting those aged less than 5

Tal Shihab

- Diarrhea
- Acute respiratory infections
- Fever

9/9 communities assessed (5 communities are shown on the previous factsheet):

- Tafas
- Tal Shihab
- Yadudeh
- Zayzun



Food Security

Tafas

- Bread: no info
- Rice: 600 SYP
- Lentils: 300 SYP
- Cooking oil: 800 SYP
- Sugar: 425 SYP

Yadudeh

- Bread: no info
- Rice: 600 SYP
- Lentils: 320 SYP
- Cooking oil: 800 SYP
- Sugar: 425 SYP

Tal Shihab

- Bread: no info
- Rice: 700 SYP
- Lentils: 500 SYP
- Cooking oil: 950 SYP
- Sugar: 475 SYP

Zayzun

- Bread: no info
- Rice: 600 SYP
- Lentils: 320 SYP
- Cooking oil: 690 SYP
- Sugar: 425 SYP

Main challenges to obtaining food

- No challenges
- Some foods unavailable
- Local production decreased
- Lack of access to market
- Some foods expensive
- Lack of resources to buy food available in markets
- Lack of access to fuel
- Cooking fuel not available

No information

- Bread (public): 1 pack
- Rice, lentils, sugar: 1 kg
- Cooking oil: 1 litre

WASH

Most common water source

Status of source

- Water is safe to drink
- Water tastes/smells bad
- People sick after drinking
- No information

Change in available water since last month

- More water
- No change
- Less water
- No information

Most common method of garbage disposal

Tafas

- Water trucking
- Private paid collection

Tal Shihab

- Water trucking
- Public free collection

Yadudeh

- Water trucking
- Private paid collection

Zayzun

- Water trucking
- Private paid collection

Education

Tafas

- Most children accessed education

Tal Shihab

- Most children accessed education

Yadudeh

- Most children accessed education

Zayzun

- Most children accessed education

Status of primary schools in village

- Functioning
- Not functioning
- Not available
- No information

Barriers to accessing education services

Nawa, Dar'a Governorate

March 2017

Shelter

Most common shelter

- Independent apartment or house
- Shared apartment or house
- Unfinished apartment or house
- Tent
- Private space not for shelter
- Cave/natural shelter
- Collective public space not for shelter

- No IDPs
- No information

Min - Max: rent paid per room (where known)

Edwan

NDPs IDPs
No info

Jabaliyeh

NDPs IDPs
No info

Nasriyeh

NDPs IDPs
2500 - 3000 SYP

Nawa

NDPs IDPs
12000 - 17000 SYP

Sheikh Saed

NDPs IDPs
No info

Sokkariyeh

NDPs IDPs
No info

Livelihoods

Most common strategies used to cope with lack of income / resources

Edwan

- Skipping meals
- Reducing meal size

Jabaliyeh

- Borrowing from family/friends
- Skipping meals
- Reducing meal size

Nasriyeh

- Children sent to work/beg
- Skipping meals

Nawa

- Borrowing from family/friends
- Skipping meals
- Reducing meal size

Sheikh Saed

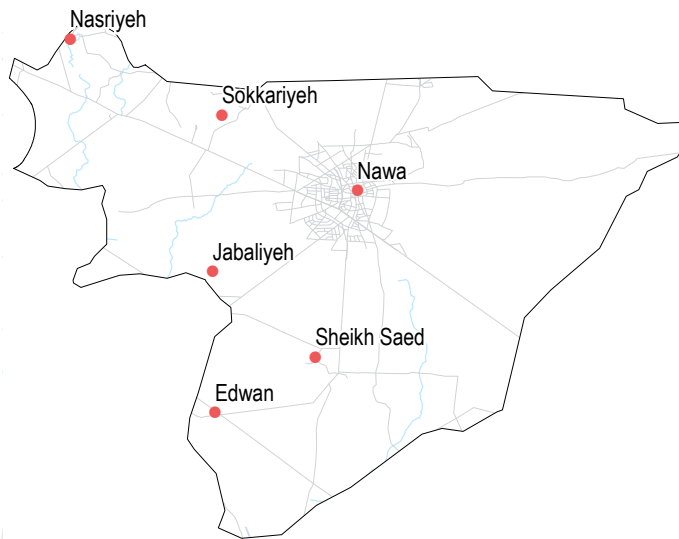
- Borrowing from family/friends

Sokkariyeh

- Children sent to work/beg
- Borrowing from family/friends
- Skipping meals

• 6/6 communities assessed:

- Edwan
- Jabaliyeh
- Nasriyeh
- Nawa
- Sheikh Saed
- Sokkariyeh



Displacement

Edwan

51-75%
 Yes Yes

Jabaliyeh

51-75%
 Yes Yes

Nasriyeh

76-100%
 Yes Yes

Nawa

51-75%
 Yes Yes

% of pre-conflict population remaining

IDPs already living in village

IDPs arrived in last month

No information

Sheikh Saed

1-25%
 No No info

Sokkariyeh

51-75%
 No No info

NFIs

Edwan

B 11000 SYP
D 700 SYP
F 55000 SYP

Jabaliyeh

B 13000 SYP
D 225 SYP
F 75000 SYP

Nasriyeh

B 8000 SYP
D 250 SYP
F 55000 SYP

Nawa

B 13000 SYP
D 225 SYP
F 75000 SYP

Sheikh Saed

B NA
D NA
F NA

Sokkariyeh

B 11000 SYP
D 350 SYP
F 60000 SYP

Most common electricity source

Main network

Generator

No source available

No information

Fuel Prices

B Butane (cannister)

D Diesel (litre)

F Firewood (tonne)

NA: not available for purchase

Nawa, Dar'a Governorate

March 2017

Health

Most common health problems

Nasriyeh

Chronic disease with no access to medicine
Acute respiratory infections
Severe diseases affecting those aged less than 5

Sokkariyeh

Diarrhea
Acute respiratory infections
Severe diseases affecting those aged less than 5

Edwan

Chronic disease with no access to medicine
Injuries
Acute respiratory infections

Nawa

Communicable diseases
Chronic disease with no access to medicine
Acute respiratory infections

Jabaliyeh

Communicable diseases
Chronic disease with no access to medicine
Acute respiratory infections

Sheikh Saed

No info

• 6/6 communities assessed:

- Edwan
- Jabaliyeh
- Nasriyeh
- Nawa
- Sheikh Saed
- Sokkariyeh

Food Security

Sheikh Saed

Bread: no info
 Rice: no info
 Lentils: no info
 Cooking oil: no info
 Sugar: no info

Edwan

Bread: no info
 Rice: 500 SYP
 Lentils: 500 SYP
 Cooking oil: 850 SYP
 Sugar: 450 SYP

Nasriyeh

Bread: no info
 Rice: 500 SYP
 Lentils: 400 SYP
 Cooking oil: 800 SYP
 Sugar: 425 SYP

Sokkariyeh

Bread: no info
 Rice: 650 SYP
 Lentils: 400 SYP
 Cooking oil: 750 SYP
 Sugar: 400 SYP

Jabaliyeh

Bread: no info
 Rice: 500 SYP
 Lentils: 400 SYP
 Cooking oil: 700 SYP
 Sugar: 400 SYP

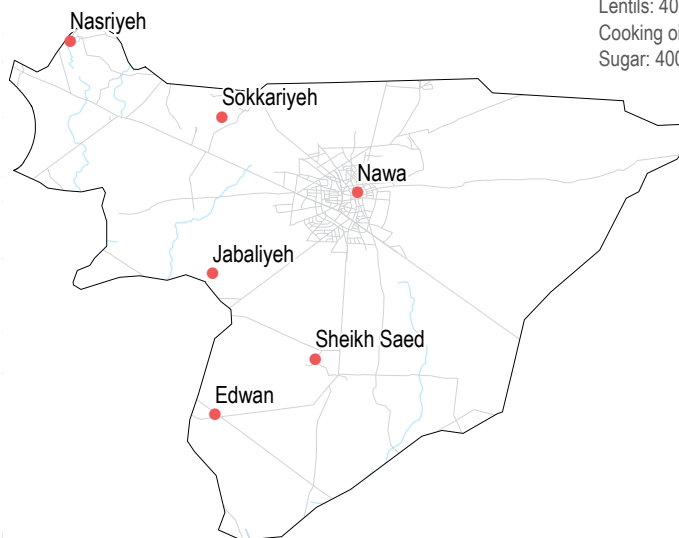
Nawa

Bread: no info
 Rice: 450 SYP
 Lentils: 400 SYP
 Cooking oil: 700 SYP
 Sugar: 400 SYP

Main challenges to obtaining food

- No challenges
- Some foods unavailable
- Local production decreased
- Lack of access to market
- Some foods expensive
- Lack of resources to buy food available in markets
- Lack of access to fuel
- Cooking fuel not available
- No information

Bread (public): 1 pack
Rice, lentils, sugar: 1 kg
Cooking oil: 1 litre



WASH

Most common water source

Status of source

- Water is safe to drink
- Water tastes/smells bad
- People sick after drinking
- No information

Change in available water since last month

- More water
- No change
- Less water
- No information

Most common method of garbage disposal

Edwan

Closed well
 Buried / burned

Jabaliyeh

Closed well
 Left in street / public area

Nasriyeh

Network
 Buried / burned

Nawa

Closed well
 Public free collection

Sokkariyeh

Closed well
 Buried / burned

Sheikh Saed

No info

Education

Edwan

Lack of teaching staff
 Lack of school supplies
 Unsafe route to services

Jabaliyeh

Most children accessed education

Nasriyeh

Most children accessed education

Nawa

Most children accessed education

Status of primary schools in village

- Functioning
- Not functioning
- Not available
- No information
- Barriers to accessing education services

Sheikh Saed

No school-aged children in the community

Sokkariyeh

Most children accessed education

Shelter

Most common shelter

- Independent apartment or house
- Shared apartment or house
- Unfinished apartment or house
- Tent
- Private space not for shelter
- Cave/natural shelter
- Collective public space not for shelter

- No IDPs
- No information

Min - Max: rent paid per room (where known)

Faqie

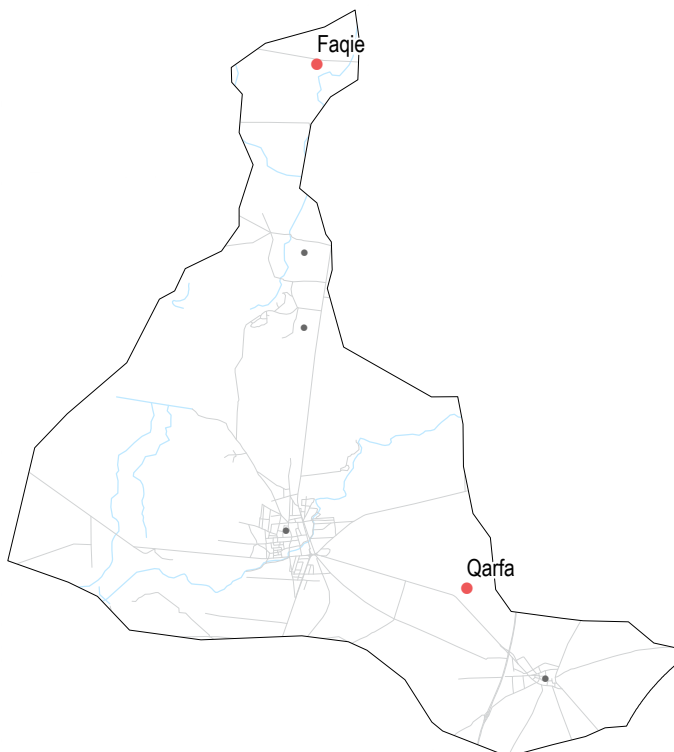
- NDPs
- IDPs
- No info

Qarfa

- NDPs
- IDPs
- 2000 - 2500 SYP

• 2/6 communities assessed:

- Faqie
- Qarfa



Displacement

Faqie

- 26-50%
- No
- No info

Qarfa

- 51-75%
- Yes
- Yes

% of pre-conflict population remaining

IDPs already living in village

IDPs arrived in last month

No information

Livelihoods

Most common strategies used to cope with lack of income / resources

Faqie

- Borrowing from family/friends
- Skipping meals
- Reducing meal size

Qarfa

- Children sent to work/beg
- Skipping meals

NFIs

Faqie

- B** 5000 SYP
- D** 500 SYP
- F** 7500 SYP

Qarfa

- B** 2800 SYP
- D** 400 SYP
- F** 5500 SYP

Most common electricity source

Main network

Generator

No source available

No information

Fuel Prices

B Butane (cannister)

D Diesel (litre)

F Firewood (tonne)

NA: not available for purchase

Health

Most common health problems

Faqie



Communicable diseases
 Chronic disease with no access to medicine
 Acute respiratory infections

Qarfa



Chronic disease with no access to medicine
 Acute respiratory infections
 Severe diseases affecting those aged less than 5

WASH

Most common water source

Status of source

- Water is safe to drink
- Water tastes/smells bad
- People sick after drinking
- No information

Change in available water since last month

- More water
- No change
- Less water
- No information

Most common method of garbage disposal

Faqie

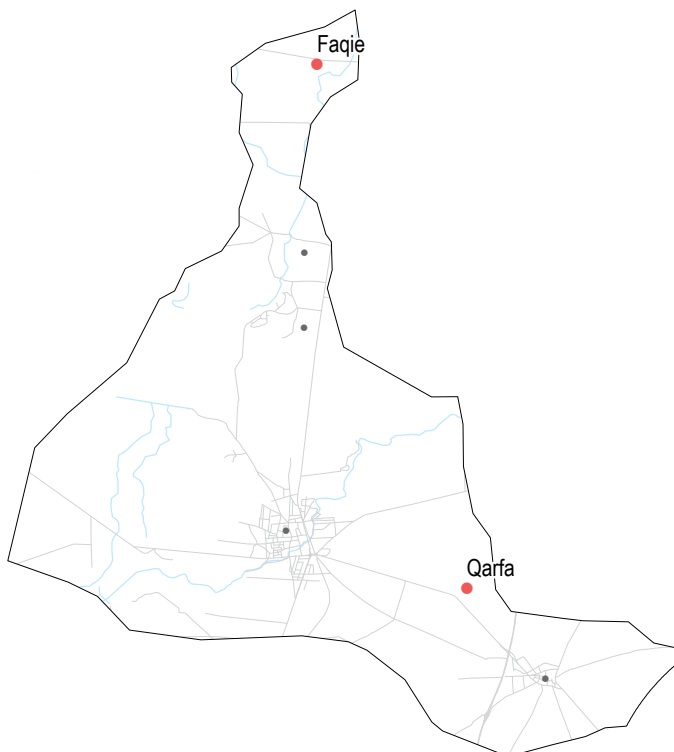
- Closed well
- Public free collection

Qarfa

- Network
- Public free collection

• 2/6 communities assessed:

- Faqie
- Qarfa



Food Security

Faqie



Bread: 100 SYP
 Rice: 400 SYP
 Lentils: 400 SYP
 Cooking oil: 700 SYP
 Sugar: 400 SYP

Qarfa



Bread: 50 SYP
 Rice: 500 SYP
 Lentils: 400 SYP
 Cooking oil: 800 SYP
 Sugar: 400 SYP

Main challenges to obtaining food

- No challenges
 - Some foods unavailable
 - Local production decreased
 - Lack of access to market
 - Some foods expensive
 - Lack of resources to buy food available in markets
 - Lack of access to fuel
 - Cooking fuel not available
 - No information
- Bread (public): 1 pack
 Rice, lentils, sugar: 1 kg
 Cooking oil: 1 litre

Education

Faqie

Most children accessed education

Qarfa

Most children accessed education

Status of primary schools in village

- Functioning
- Not functioning
- Not available
- No information
- Barriers to accessing education services

Tassil, Dar'a Governorate

March 2017

Shelter

Most common shelter

- Independent apartment or house
- Shared apartment or house
- Unfinished apartment or house
- Tent
- Private space not for shelter
- Cave/natural shelter
- Collective public space not for shelter

- No IDPs
- No information

Min - Max: rent paid per room (where known)

Bekar

NDPs IDPs
3000 - 5000 SYP

Eastern Bekar

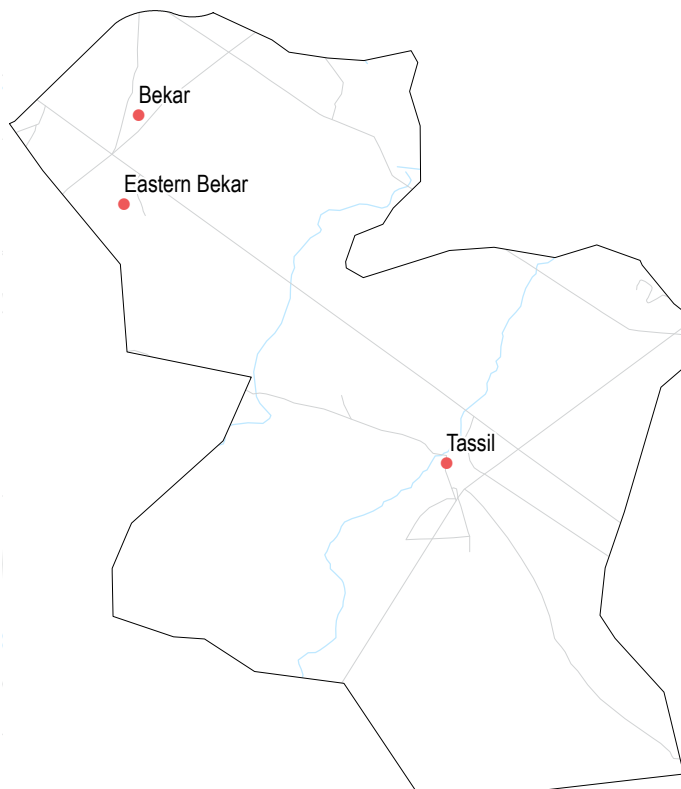
NDPs IDPs
3000 - 5000 SYP

Tassil

NDPs IDPs
3500 - 4500 SYP

• 3/3 communities assessed:

- Bekar
- Eastern Bekar
- Tassil



Displacement

Bekar

76-100%
 Yes Yes

Eastern Bekar

76-100%
 Yes Yes

Tassil

76-100%
 Yes No

% of pre-conflict population remaining

IDPs already living in village

IDPs arrived in last month

No information

Livelihoods

Most common strategies used to cope with lack of income / resources

Bekar

- Borrowing from family/friends
- Reducing meal size

Eastern Bekar

- Borrowing from family/friends
- Reducing meal size

Tassil

- Borrowing from family/friends
- High risk/illegal work
- Selling household assets

NFIs

Bekar

B 13500 SYP
D 350 SYP
F 80000 SYP

Eastern Bekar

B 13500 SYP
D 350 SYP
F 80000 SYP

Tassil

B 14000 SYP
D 800 SYP
F 91000 SYP

Most common electricity source

Main network

Generator

No source available

No information

Fuel Prices

B Butane (cannister)

D Diesel (litre)

F Firewood (tonne)

NA: not available for purchase

Tassil, Dar'a Governorate

March 2017

Health

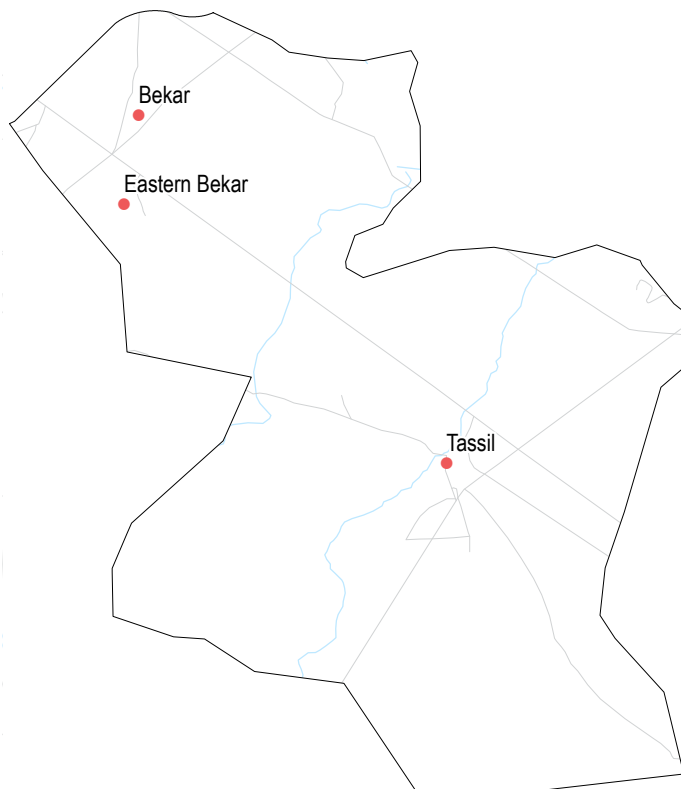
Most common health problems

Tassil
 Disabilities
 Acute respiratory infections
 Severe diseases affecting those aged less than 5

Bekar
 Pregnancy related diseases
 Injuries
 Acute respiratory infections

Eastern Bekar
 Pregnancy related diseases
 Acute respiratory infections
 Symptoms of psychological trauma

• 3/3 communities assessed:
 Bekar
 Eastern Bekar
 Tassil



Food Security

Bekar

 Bread: no info
 Rice: 800 SYP
 Lentils: 500 SYP
 Cooking oil: 950 SYP
 Sugar: 500 SYP

Tassil

 Bread: no info
 Rice: 700 SYP
 Lentils: 425 SYP
 Cooking oil: 1000 SYP
 Sugar: 650 SYP

Eastern Bekar

Bread: no info
 Rice: 800 SYP
 Lentils: 500 SYP
 Cooking oil: 950 SYP
 Sugar: 500 SYP

Main challenges to obtaining food

- No challenges
- Some foods unavailable
- Local production decreased
- Lack of access to market
- Some foods expensive
- Lack of resources to buy food available in markets
- Lack of access to fuel
- Cooking fuel not available
- No information

Bread (public): 1 pack
 Rice, lentils, sugar: 1 kg
 Cooking oil: 1 litre

WASH

Most common water source
 Status of source
 Water is safe to drink
 Water tastes/smells bad
 People sick after drinking
 No information
 Change in available water since last month
 More water
 No change
 Less water
 No information
 Most common method of garbage disposal

Bekar
 Water trucking
 Buried / burned

Eastern Bekar
 Water trucking
 Buried / burned

Tassil
 Water trucking
 Left in street / public area

Education

Bekar

 No spaces available

Eastern Bekar

 Facilities used for other purposes

Tassil

 Services not accessible

Status of primary schools in village

- Functioning
- Not functioning
- Not available
- No information
- Barriers to accessing education services