

## OVERALL FINDINGS: 19-25 DECEMBER

- 134 out of 1,183 ISMI-covered communities in Aleppo, Ar-Raqqa, Deir-ez-Zor, Hama, Homs and Idleb governorates experienced inward or outward movement of IDPs
  - 32,039 IDP arrivals
  - 4,431 IDP departures
- Ongoing evacuations of eastern Aleppo city drove large scale displacements<sup>1</sup>, with over 8,000 and 11,000 arrivals from the city reported in Aleppo and Idleb governorates respectively.<sup>2</sup>
- Largest reported departure of IDPs was from Aleppo governorate, with almost 2,000 IDPs reportedly displaced within Menbij sub-district.

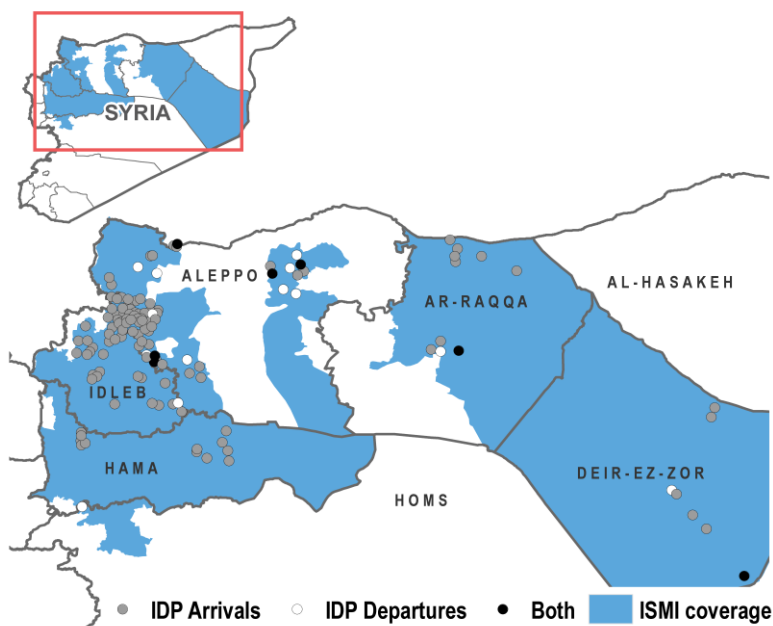


Table 1: Recorded IDP arrivals to ISMI-covered communities, by governorate, 19-25 December 2016

		IDP ARRIVALS					Change to last week	Last week	Week before
		Reported arrivals (# IDPs)	Communities with largest IDP arrivals (# IDPs)		Most common origins <sup>3</sup> of IDP arrivals (# IDPs)			Reported arrivals (# IDPs)	Reported arrivals (# IDPs)
GOVERNORATE	Idleb	16,351	Qah (3,432)	Sarmada (2,040)	Aleppo (11,314)	Khan Elshih (190)	↑	8,561	1,310
	Aleppo	14,477	Kafr Naha (1,775)	Daret Azza (1,695)	Aleppo (8,175)	Al-Bab (174)	↑	8,337	5,050
	Ar-Raqqa	506	Ar-Raqqa (180)	Eastern Khayala (75)	Jurneyyeh (151)	Bisrawi (75)	↓	606	165
	Hama	440	Halfaya (90)	Suran (50)	Suran (86)	Tiba Elemam (75)	↑	268	876
	Deir-ez-Zor	265	Dweir (91)	Tiba (60)	Sheikh Yasin (91)	Jbeileh (60)	↓	271	162
	Homs <sup>4</sup>	0	NA	NA	NA	NA	↓	125	140

Table 2: Recorded IDP departures from ISMI-covered communities, by governorate, 19-25 December 2016

		IDP DEPARTURES					Change to last week	Last week	Week before
		Reported departures (# IDPs)	Communities with largest IDP departures (# IDPs)		Most common destinations of IDP departures (# IDPs)			Reported departures (# IDPs)	Reported departures (# IDPs)
GOVERNORATE	Aleppo	3,836	Little Osajli (1,932)	Menbij (744)	A'rma (1,865)	Jeb Makhzum (319)	↑	629	3,500
	Ar-Raqqa	330	Ar-Raqqa (300)	Katuniyeh (30)	Ras Al Ain (120)	A'zaz (60)	↓	655	96
	Idleb	208	Dana (138)	Termanin (70)	Jarablus (90)	Atma (48)	↓	216	1,587
	Deir-ez-Zor	51	Al Mayadin (36)	Abu Kamal (15)	Kishkiyeh (15)	NA	↑	15	0
	Homs	6	Tal Dahab (6)	NA	Turkey (6)	NA	↓	229	68
	Hama	0	NA	NA	NA	NA	↓	516	295

<sup>1</sup> OCHA, Syrian Arab Republic: Aleppo, Situation Report [No. 1](#), [No. 2](#), [No.3](#), [No. 4](#), [No. 6](#), [No. 7](#), [No. 8](#), [No. 9](#), 1-20 December 2016; UNHCR, [Syria: Flash Update on Recent Events](#), 19 December 2016

<sup>2</sup> While Aleppo city was initially covered by ISMI enumerators, the safety and security situation and movement restriction caused the suspension of data collection in the city. Hence, departures from Aleppo city are not covered under departures, but under arrivals in other ISMI-covered communities.

<sup>3</sup> Location of origin refers to the most recent location from which IDPs have departed.

<sup>4</sup> Homs is excluded from analysis in this factsheet as across ISMI-covered communities in the governorate in the past week outward movement was reported of 6 IDPs.

# ALEPPO GOVERNORATE

## Recorded IDP arrivals

- 14,477 IDPs

## % of arrivals from other governorates

- 0%

## Most common shelter of newly arrived IDPs

- Hosted (8,172 IDPs)
- Rented/owned housing (3,017 IDPs)

## Recorded IDP departures

- 3,836 IDPs

## % of departures to other governorates

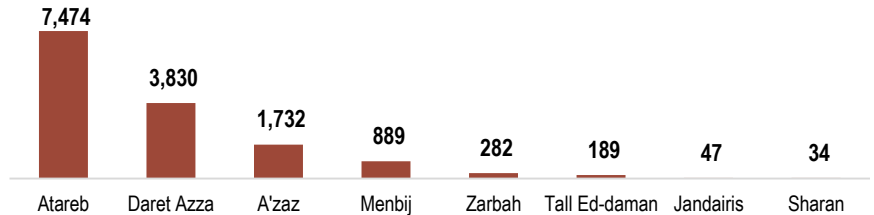
- 1%

## Most common reasons for IDPs leaving Aleppo communities

- Improved safety/reduced conflict in area of origin

The evacuation of eastern Aleppo and escalating conflict across **Jebel Saman sub-district** caused large scale displacement within Aleppo governorate (Map 1). A total of **14,477 IDPs** were reported as arriving in ISMI-covered communities, with 7,474 IDPs arriving to Atareb sub-district, while 3,830 IDPs were displaced to Daret Azza sub-district. All arrivals to the ISMI-assessed communities in Aleppo came from within the governorate, **more than half were displaced from Aleppo city (8,175)**. Meanwhile, 3,836 IDPs reportedly left ISMI-covered Aleppo communities, with 1,932 IDPs leaving Little Osajli, primarily to A'rima (1,613) and Jeb Makhzum (319).

Figure 1: Reported arrivals to sub-district (# IDPs)



Map 1: Major displacements to ISMI-covered Aleppo communities

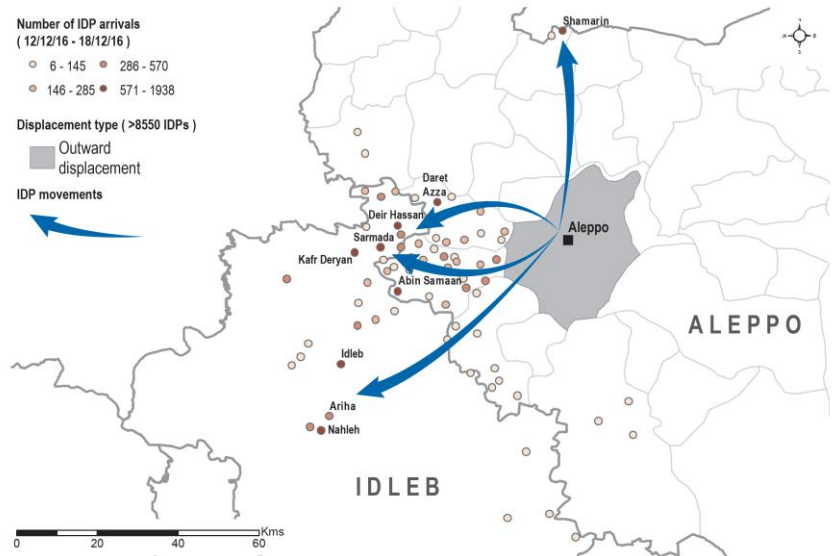


Figure 2: Five ISMI-covered communities receiving largest IDP arrivals (# IDPs)

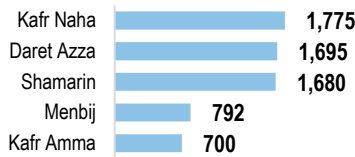
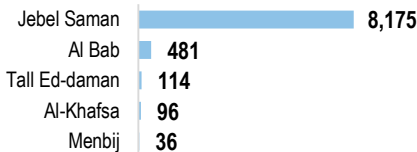


Figure 3: Five most common sub-districts of origin<sup>3</sup> of arrivals (# IDPs)



# AR-RAQQA GOVERNORATE

Over the past week, 506 IDPs were displaced to ISMI-covered communities in Ar-Raqqa (334), Tell Abiad (109), Suluk (35) and Ein Issa (28) sub-districts. These IDPs were primarily displaced from Ar-Raqqa (226) and Jurneyyeh (224) sub-districts (Figure 6), where clashes have recently occurred as part of the ongoing Ar-Raqqa offensive.<sup>5</sup> Ar-Raqqa city saw the displacement of 300 IDPs, 180 of whom moved to Ras Al Ain and 60 to A'zaz.

Figure 4: Reported arrivals to sub-districts (# IDPs)

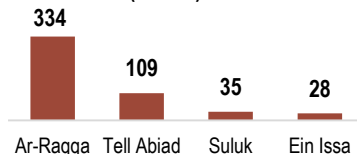


Figure 5: Five ISMI-covered communities receiving largest IDP arrivals (# IDPs)

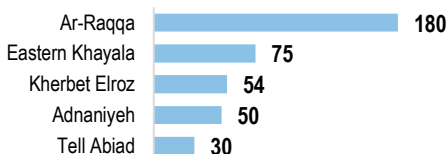
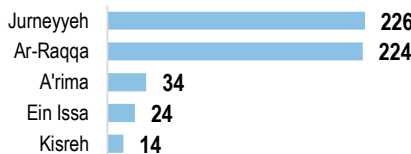


Figure 6: Five most common sub-districts of origin<sup>3</sup> of arrivals (# IDPs)



## Recorded IDP arrivals

- 506 IDPs

## % of arrivals from other governorates

- 4%

## Most common shelter of newly arrived IDPs

- Rented/owned housing (227 IDPs)
- Hosted (150 IDPs)

## Recorded IDP departures

- 330 IDPs

## % of departures to other governorates

- 100%

## Most common reasons for IDPs leaving Ar-Raqqa communities

- Safety and security concerns

# IDLEB GOVERNORATE

### Recorded IDP arrivals

- 16,351 IDPs

### % of arrivals from other governorates

- 100%

### Most common shelter of newly arrived IDPs

- Rented/owned housing (5,587 IDPs)
- Hosted (5,557 IDPs)

### Recorded IDP departures

- 208 IDPs

### % of departures to other governorates

- 65%

### Most common reasons for IDPs leaving Idleb communities

- Reduced access to basic needs

Across ISMI-covered areas, **Idleb governorate saw the highest number of IDP arrivals in the past week**, with a total of 16,351 IDPs arriving, including 9,351 in Dana sub-district, 2,950 in Ariha sub-district and 1,658 in Idleb sub-district. **The evacuation of eastern Aleppo city, in Jebel Saman sub-district, triggered large scale movements to Idleb governorate** (Map 2). Smaller IDP movements into Idleb occurred from Rural Damascus governorate, including Qatana and At Tall sub-districts, following evacuations from communities in these areas. A total of 208 IDPs were recorded to have left ISMI-covered communities in Idleb in the past week, mostly to Jarablus (90) and Atma (48).

Figure 7: Reported arrivals to sub-district (# IDPs)

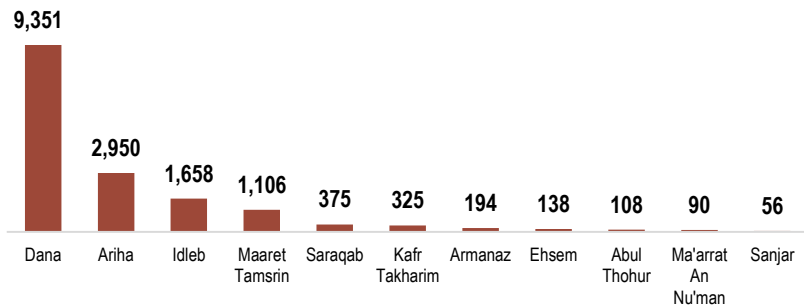


Figure 8: Five ISMI-covered communities receiving largest IDP arrivals (# IDPs)

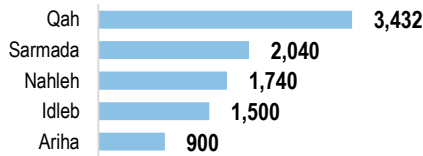



Figure 9: Five most common sub-districts of origin<sup>3</sup> of arrivals (# IDPs)



Map 2: Major displacement to ISMI-covered Idleb communities

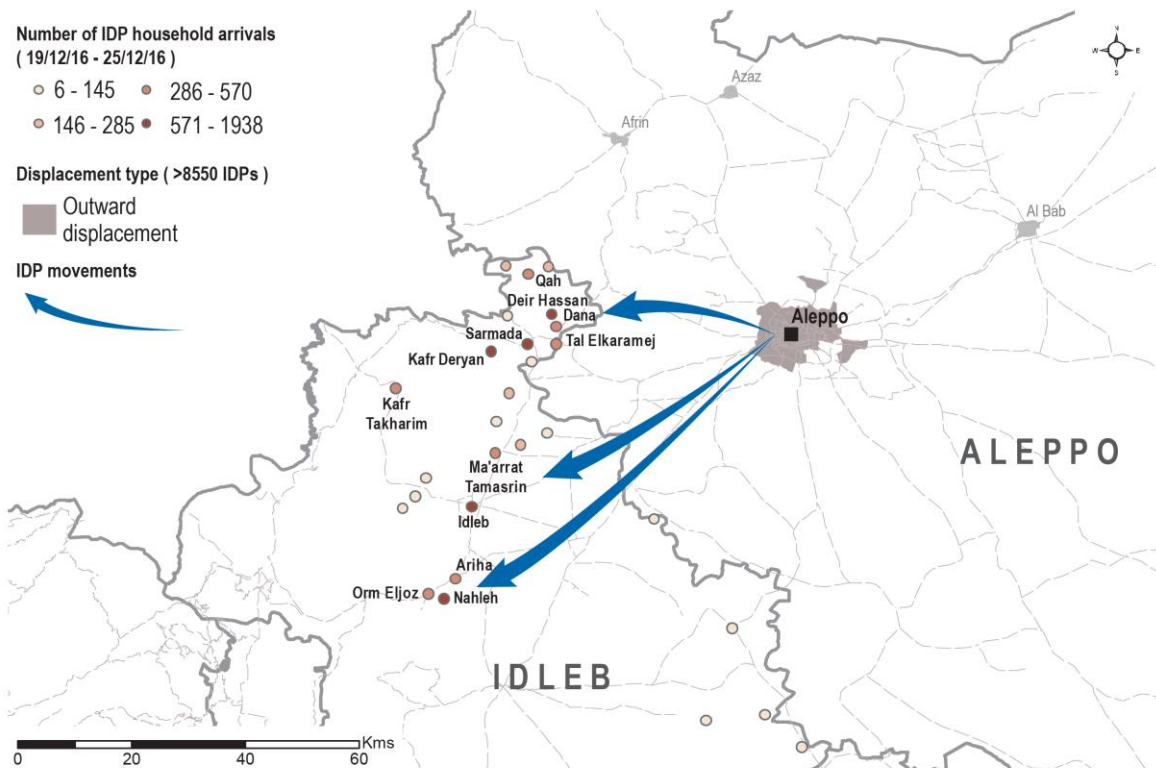
Number of IDP household arrivals (19/12/16 - 25/12/16)

- 6 - 145    ● 286 - 570
- 146 - 285    ● 571 - 1938

Displacement type (>8550 IDPs)

- Outward displacement

IDP movements



## HAMA GOVERNORATE

A total of **440 IDPs** were recorded to have arrived in **As-Saan and Karnaz sub-districts** of Hama governorate in the past week as a result of an ongoing conflict in northern Hama. **The majority of arrivals were displaced from Suran sub-district (219 IDPs)**. No recorded IDP departures took place from ISMI-covered communities in Hama in the past week.

Figure 10: Reported arrivals to sub-districts (# IDPs)

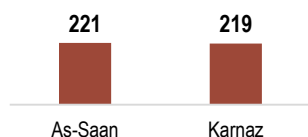


Figure 11: Five ISMI-covered communities receiving largest IDP arrivals (# IDPs)

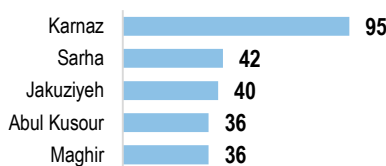
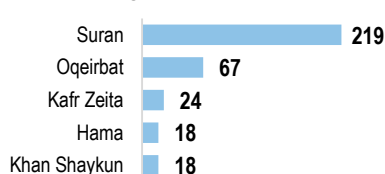


Figure 12: Five most common sub-districts of origin<sup>3</sup> of arrivals (# IDPs)



### Recorded IDP arrivals

- 440 IDPs

### % of arrivals from other governorates

- 13%

### Most common shelter of newly arrived IDPs

- Hosted (203 IDPs)
- Rented/owned housing (126 IDPs)

### Recorded IDP departures

- 0 IDPs

### % of departures to other governorates

- NA

### Most common reasons for IDPs leaving Hama communities

- NA

## DEIR-EZ-ZOR GOVERNORATE

### Recorded IDP arrivals

- 265 IDPs

### % of arrivals from other governorates

- 26%

### Most common shelter of newly arrived IDPs

- Hosted (181 IDPs)
- Camps (46 IDPs)

### Recorded IDP departures

- 51 IDPs

### % of departures to other governorates

- 0%

### Most common reasons for IDPs leaving Deir-ez-Zor communities

- Reduced conflict in area of origin

During the past week, 265 IDPs were recorded arriving to communities in **Ashara (121), Sur (74), Al Mayadin (60) and Abu Kamal (10) sub-districts** of Deir-ez-Zor governorate. More than half of the IDP arrivals were displaced from Deir-ez-Zor city (181). Meanwhile, 51 IDPs left the ISMI-covered communities in Deir-ez-Zor in the assessed period.

Figure 13: Reported arrivals to sub-district (# IDPs)

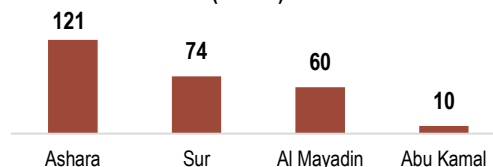


Figure 14: Five ISMI-covered communities receiving largest IDP arrivals (# IDPs)

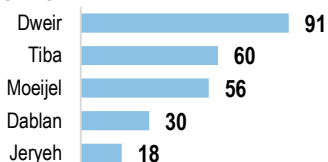
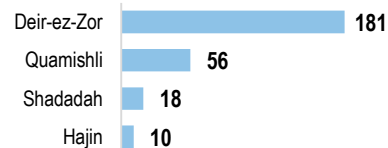


Figure 15: Sub-districts of origin<sup>3</sup> of arrivals (# IDPs)



## ABOUT ISMI & THIS FACTSHEET

The **IDP Situation Monitoring Initiative (ISMI)** is an initiative of the Camp Coordination and Camp Management (CCCM) Cluster, implemented by REACH with the support of Syria Relief Network (SRN) and cluster members.

Following a baseline assessment conducted between 23 October and 21 November 2016, weekly data collection cycles have been initiated to provide regular updates on IDP movements. Based on 1,183 communities assessed in the governorates of Aleppo, Ar-Raqqa, Deir-ez-Zor, Hama, Homs and Idleb during the baseline, this factsheet presents a summary of reported inward and outward movements of IDPs in the 7 days preceding data collection. **From 19 to 25 December 2016, such displacements were reported in 134 out of all ISMI-covered communities.**

Displacement was identified through an extensive key informant (KI) network, either through alert initiated by KIs or follow-up by enumerators. A range of 2-3 KIs were interviewed in each community, while collected information was further triangulated through other sources, including CCCM member data and humanitarian updates. This approach allows for regular updates on IDP movements at a community level across ISMI coverage areas. As movement updates are limited to areas covered by ISMI, there are displacements that are not reported on here.

### An initiative of



Feedback: CCCM Cluster Northern Syria, Email:

[syria\\_cross.border.info@ccmcluster.org](mailto:syria_cross.border.info@ccmcluster.org)

Info:

<http://www.globalccmcluster.org>,  
<https://www.humanitarianresponse.info>

### Implemented by

