

Yemen WASH Cluster Assessment

Al Miftah District, Hajjah Governorate, Yemen

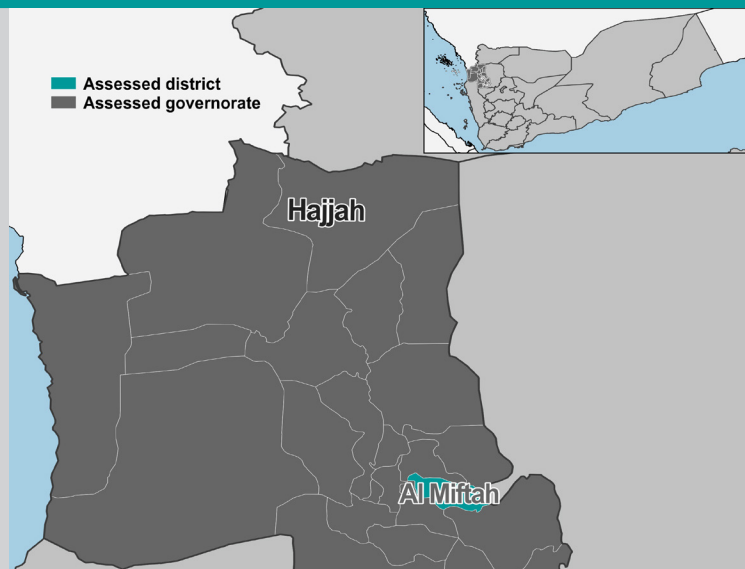
November 2018

Yemen is facing one of the world's worst Water, Sanitation and Hygiene (WASH) crises, as deteriorating WASH infrastructure contributes to a cholera outbreak, and represents one of the underlying causes of malnutrition in the country.¹

On behalf of the Yemen WASH Cluster, REACH coordinated a household-level assessment to provide an understanding of WASH needs, gaps, and priorities in 38 districts prioritized for famine and/or cholera interventions that also host a high concentration of Internally Displaced People (IDPs - 8% or more of the total district population).^{2,3}

Findings are based on data collection conducted from 4 September to 28 November 2018. Following a two-stage random sampling approach, representative samples of host community and IDP populations were collected in randomly-selected locations in Al Miftah district, Hajjah governorate. Interviews were conducted with 108 host community and 89 IDP randomly selected households in the district. Findings are representative at district level with a 95% confidence level and a 10% margin of error.

This factsheet provides an overview of the key findings of this assessment, for both IDPs and host community households in Al Miftah district.⁴



Demographics

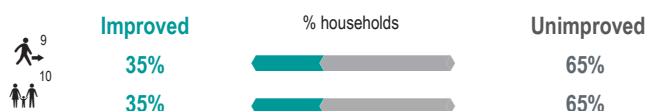
Total population in district ⁵	49,272
Total IDP population in district ⁶	4,458
Average household (HH) size	9.6
Proportion of households headed by men	93%
Proportion of households hosting IDPs or extended family	26%
Average number of children under 5 per HH	1.5
Average number of persons with disabilities per HH	0.2
Average number of pregnant and/or lactating women per HH	0.6
Average number of adults over 60 years old per HH	0.9

Health

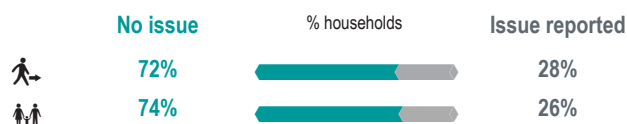
Number of suspected cases of cholera from January to August 2018 ⁷	2,255
Global Acute Malnutrition (GAM) for 2018 ⁸	13%

Water

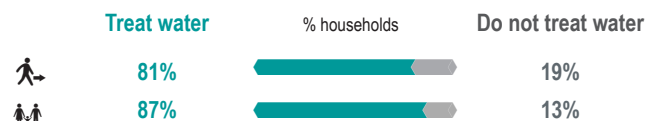
Proportion of households reporting the use of an improved water source as main source for drinking:



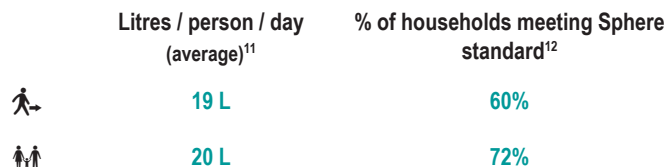
Proportion of households reporting issues relating to taste, appearance, or smell of accessible water:



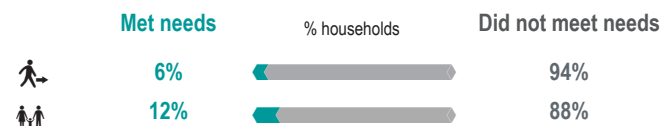
Proportion of households reporting treating their drinking water:



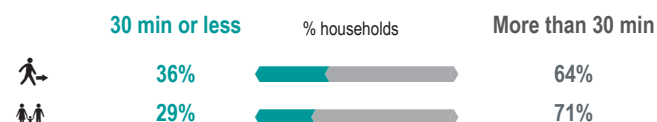
Number of litres of water (per person) collected last time water was accessed:



Proportion of households reporting having met household water needs (i.e. for drinking, cooking and washing) in the 30 days prior to data collection:



Proportion of households reporting taking over 30 minutes to collect water¹³:



¹ According to the Humanitarian Needs Overview (HNO) 2018, half of all malnutrition cases in the country were associated with WASH-related infections. ² International Organization for Migration (IOM), [Displacement Tracking Matrix \(DTM\) Report](#), April/May 2018. ³ For the purpose of this assessment, IDP households also include households who have been displaced because of the conflict that started in 2015 but have now returned to their place of habitual residence as of the day of data collection (returnees). ⁴ Terms of Reference (ToR) for the Yemen WASH Cluster Assessment can be found [here](#). Dataset can be found [here](#). ⁵ Host community population statistics were obtained from the United Nations Office for the Coordination of Humanitarian Affairs (OCHA)'s Humanitarian Data Exchange 2018 Population Projections. ⁶ IDP population statistics were obtained from IOM's DTM IDP statistics produced in April and May 2018. ⁷ Yemen WASH Cluster, [District Cholera Situation Report](#), 16 September 2018. ⁸ Combined GAM prevalence, % children 6-59 months with Mid-Upper Arm Circumference (MUAC) 125mm or less and/or Weight-for-Height WFH Z-score -2 or less, Yemen Nutrition Cluster, [NC caseload and targets calculator 2018 mid year revision](#), June 2018. ⁹ Internally Displaced Persons (IDPs). ¹⁰ Host community. ¹¹ Average consumption per person was calculated by dividing total household water consumption by total household size. ¹² Minimum 15 litres per person per day, [The Sphere Handbook 2018](#). ¹³ Go on foot to main water point, fetch water and return (at peak time). Excludes households reporting main water point is located at property.



WASH Cluster
Water Sanitation Hygiene

For more information on this profile please contact:
REACH, reach.yemen@reach-initiative.org

REACH Informing
more effective
humanitarian action

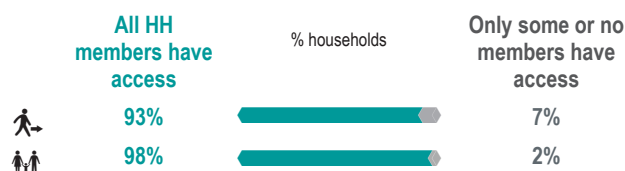
Yemen WASH Cluster Assessment

Al Miftah District, Hajjah Governorate, Yemen

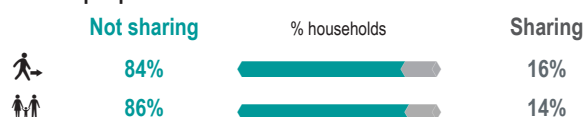
November 2018

Sanitation

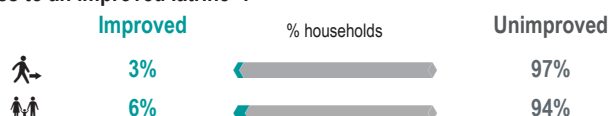
Proportion of households reporting having access to latrines:



Proportion of households with access to latrines reporting sharing latrines with people other than HH members:



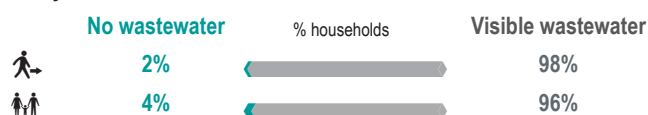
Proportion of households with access to latrines reporting having access to an improved latrine¹⁴:



Most commonly reported methods of garbage disposal:

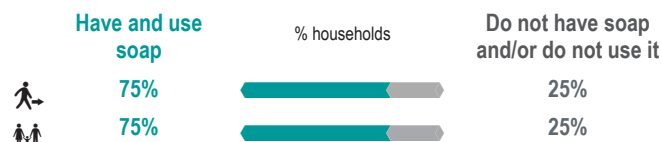
	First most reported	Second most reported	Third most reported
Host Community (single person icon)	Garbage is left in public areas and not collected (80%)	Garbage is buried or burned (20%)	NA
IDP (family icon)	Garbage is left in public areas and not collected (66%)	Garbage is buried or burned (34%)	NA

Proportion of households reporting presence of visible wastewater in the vicinity of their household¹⁵:



Hygiene

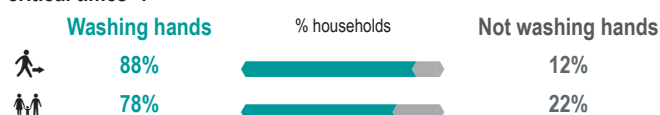
Proportion of households reporting having and using soap:



Main reported reasons for not having soap¹⁶:

	First most reported	Second most reported	Third most reported
Host Community (single person icon)	We are waiting for the next distribution (45%)	We ran out of soap (36%)	We cannot afford it (14%)
IDP (family icon)	We cannot afford it / We ran out of soap (38%)	We are waiting for the next distribution (23%)	NA

Proportion of households reporting washing their hands after at least two critical times¹⁷:



Top WASH items households reported needing, but were unable to afford¹⁸:

	First most reported	Second most reported	Third most reported
Host Community (single person icon)	Shampoo (96%)	Washing powder (92%)	Jerry can / bucket, disposable diapers (79%)
IDP (family icon)	Shampoo (97%)	Washing powder (87%)	Toothpaste (83%)

Overall, 98% of IDP households and 97% of host community households reported receiving assistance in the six months prior to data collection. Of those, most common types of WASH assistance received were:

	First most reported	Second most reported	Third most reported
Host Community (single person icon)	Chlorine tablets (97%)	Basic/consumable hygiene kits (19%)	NA
IDP (family icon)	Chlorine tablets (96%)	Basic/consumable hygiene kits (30%)	NA

¹⁴ Improved latrines include flush latrine to a tank/sewer system/pit and pit latrine-covered/with slab ¹⁵ Includes households reporting there is always, often (1-2 times per week) or sometimes (1-2 times per month) visible wastewater in the vicinity of their households in the 30 days prior to data collection. ¹⁶ Only includes households reporting not having soap. ¹⁷ Critical times include: before preparing food, after defecating, before eating, before feeding baby, after disposing of baby's faeces. ¹⁸ In some cases, more than one WASH item was reported by the same proportion of households in the district.