

Joub Jannine

May 2015

Reported Top Needs

	Host Communities		Displaced	
	Female	Male	Female	Male
Shelter	5%	6%	17%	31%
Winterisation	7%	11%	30%	22%
Food	2%	6%	2%	28%
Health	17%	22%	18%	0%
Domestic Water	19%	3%	0%	3%
Education	14%	8%	12%	3%
Electricity	14%	11%	0%	0%
Employment	5%	11%	5%	8%
NFIs	0%	3%	10%	0%
Roads	2%	8%	0%	0%

Host

Displaced

Demographic Pressure

Top 3 reasons for moving in
Last 3 years Last 6 months

Knew friends/family 1 N/A

Lack of affordable housing 2 N/A

Same religious group here 3 N/A

100% of hosts reported
significant population
increase in the last 3 years

100% of displaced reported
significant population increase in
the last 6 months

Social Stability

Potential sources of tensions related to:
Lack of Social interaction

Lack of conflict mitigation mechanisms

Lack of confidence in institutions

Restrictions on displaced communities

Negative views of international actors

Social fragmentation

Host

Displaced

Reported issues causing community divisions

Job shortages 1 Housing shortages/rent increase
Housing shortages/rent increase 2 Political affiliations
Targeted aid and foreign assistance 3 Overstretched public services

Income & Poverty

Main sources of income

Unskilled agricultural labour 1 Food vouchers
Formal commerce 2 Unskilled non-agricultural labour
Informal commerce 3 Humanitarian aid

Most common mode of employment

Regular Irregular/temporary

Average monthly HH income

\$1063 as reported by respondents \$185

Reported changes in unemployment in last 3 years/6 months

Increased Increased

Most Commonly Reported HH expenditures on basic food staples

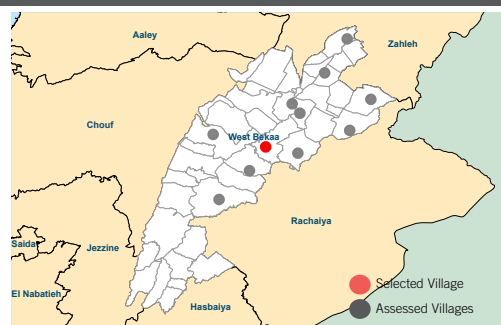
51 - 60% 71 - 80%

Most Commonly Reported HH expenditures on essential non-food items

11 - 20% 11 - 20%

Top coping mechanisms to cover cost of basic needs

Buy cheaper/lower quality food 1 Buy cheaper/lower quality food
Credit 2 Credit
Reduce meal portion size 3 Reduce meal portion size

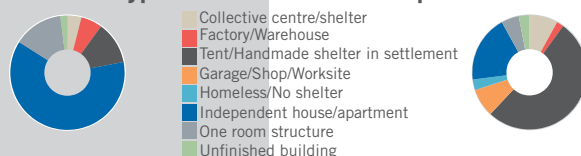


Host

Displaced

Shelter

Main types of accommodation reported



Kind of occupancy arrangement



Average monthly household rent

\$321

\$117

Reported evictions



have heard reports of evictions

Electricity

Average hours of electricity reported per day

15h

14h

Average monthly HH expenditure reported

\$155

\$47

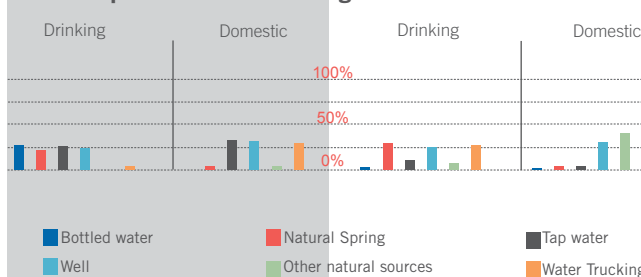
Main source of electricity

Public network

Public network

Water

Top sources for drinking and domestic water



Average monthly expenditure on drinking water per HH

\$24

\$20

Average monthly expenditure on domestic water per HH

\$34

\$15

Sample Information: Number of Interviews: 64 | Number of Male interviewed: 24 | Number of female interviewed: 40 | Age Range: 12 - 64 | Data collected between October 2014 - February 2015

Population groups covered: Lebanese, Syrian | Average HH size: 6 | Cadastre Population: 4523 | Lebanese living under US\$4: 1472 | Syrian Refugees: 2950



Host

Displaced

Wastewater Management

Main wastewater systems



Open air/Pit latrines
Public network
Private collection
None



Types of toilets



Traditional pit
Flush
Improved pit
No toilet in home
Open air



Access to showering and washing facilities

100%

of respondents HH have access to showering and washing facilities

44%

Reported flooding or presence of stagnant water within community in the last 12 months

40%

reported flooding in immediate surroundings

68%

Solid Waste Management

Main type of solid waste disposal

Public collection

Public collection

In the last 3 months

Refuse/garbage

45%

of respondents reported noticeable excess refuse/garbage

59%

Presence of pests

48%

of respondents reported noticeable presence of flies, rodents, and insects

59%

Health

Most commonly reported child illnesses

Diarrhea 1 Acute respiratory diseases

Acute respiratory diseases 2 Diarrhea

Dysentery 3 Skin rashes

Top 3 challenges in accessing health services

Cost of health services 1 Cost of health services

Cost of medicines 2 Cost of medicines

Overcrowded health facilities 3 Long waits for consultation

Participated in polio campaigns in last 3 months

71%

took their children to be vaccinated in polio campaign

79%

Reasons for not participating in polio campaigns



Fear of vaccines
Already vaccinated
Cost
Mistrust campaign
Distance to site
No documents
Not aware
No need for vaccine
Other



Host

Displaced

Education

Out of 32 caregivers

88%

of caregivers reported children enrolled 2013-14

Out of 32 caregivers

0%

Out of 32 caregivers

88%

of caregivers reported children enrolled 2014-15

Out of 32 caregivers

7%

Out of 8 adolescents

N/A

adolescents were enrolled 2013-14

Out of 8 adolescents

N/A

Out of 8 adolescents

N/A

adolescents are enrolled 2014-15

Out of 8 adolescents

N/A

Non-formal education opportunities

86%

reported there are no non-formal education opportunities

59%

Top reported challenges in accessing education

Cost of school fees 1 Cost of school supplies

Cost of school supplies 2 Cost of school fees

No affordable transportation 3 Language barriers

Children and Women

Birth registration

8%

respondents reported cases of unregistered births

79%

Vulnerable population groups living within community

Average reported proportion of

6%

Separated women

28%

7%

Widowed women

14%

N/A

Unaccompanied children minors

7%

N/A

Orphans

11%

6%

Pregnant women

6%

0%

Girls married before 18

73%

Population groups engaged in income generation

Men (18+) 1 Men (18+)

Women (18+) 2 Male adolescents (12-17)

Male adolescents (12-17) 3 Women (18+)

Reasons why women may not be participating in the labor force

Safety concerns outside of home 1 Household and child raising responsibilities

Household and child raising responsibilities 2 Traditional values/customs

Low levels of or no education 3 Safety concerns outside of home

Main activities for out of school boys under 18

Informal employment 1 Informal employment

Household chores/Child care 2 Household chores/Child care

Begging 3 Begging

Main activities for out of school girls under 18

Household chores/Child care 1 Household chores/Child care

Informal employment 2 Informal employment

Begging 3 Begging

Cases of abuses and services

0%

of respondents heard of cases of abuse, exploitation or sexual violence in last 6 months

0%

0%

of respondents know of services available for women and children at risk or survivors of violence, abuse or exploitation

0%