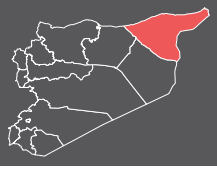

Humanitarian Situation Overview in Syria (HSOS): Sub-district Factsheets

Al Hasakeh Governorate

November 2017

Introduction

This multi-sectoral needs assessment is part of a monthly data collection exercise which aims to gather information about needs and the humanitarian situation inside Syria. The factsheets present information collected in November 2017, referring to the situation in October 2017.

These factsheets present information at the community level for 10 sub-districts in Al Hasakeh governorate. In Quamishli City, neighbourhood-level data was collected and information is presented at this level*. Selected key indicators for the following sectors are included in the factsheets: displacement, shelter, non-food items (NFIs), health, food security, water sanitation and hygiene (WASH) and education. The factsheets do not cover the entire range of indicators gathered in the questionnaire.

For full visualisation of all indicators collected, please see the SIMAWG Needs Identification Dynamic Reporting Tool, available here: http://www.reach-info.org/syr/simawg/.

Methodology and limitations

These findings are based on data collected remotely (in the Kurdistan Region of Iraq) from Key Informants residing in the communities assessed.

Information was collected from Key Informants in 81 communities in 10 sub-districts of Al Hasakeh governorate. For each question asked, confidence levels were assigned based on the Key Informant's area of expertise and knowledge of the sector-specific situation.

For a full description of the methodology, please see the Terms of Reference, available on the REACH Resource Centre.

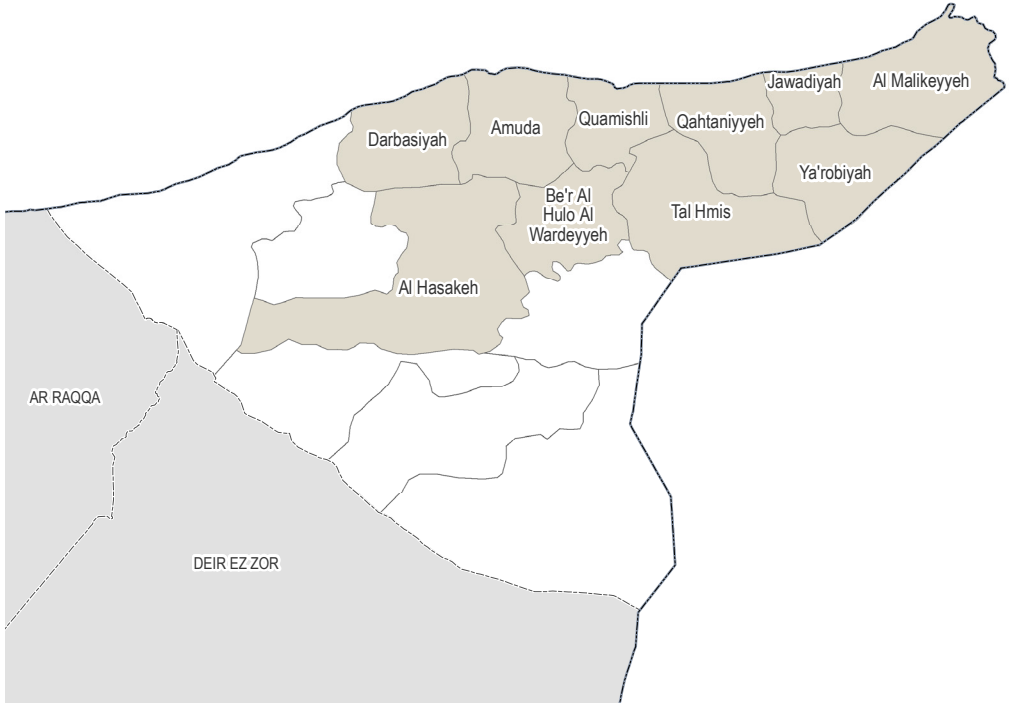

Remote data collection

Direct data collection

Mixed data collection

Not assessed

PDF: click on a sub-district name to directly access the relevant factsheet

*Admin 1 = governorate; admin 2 = district; admin 3 = sub-district; admin 4 = populated places

Humanitarian Situation Overview in Syria (HSOS): Sub-district Factsheets

Al Hasakeh, Al Hasakeh Governorate

Sub-district P-Code: SY080000

November 2017

Displacement

- % of pre-conflict population remaining
- % of population that are female
- % of female-headed households
- IDPs living in village
- New IDP arrivals
- Returnees

Tal Tawel (Mahshosh)

51-75% | 26-50% | 1-25%

Yes | No info | No

Western Sabe Skur

51-75% | 26-50% | None

Yes | No info | No

• 2/52 communities assessed : Tal Tawel (Mahshosh), Western Sabe Skur

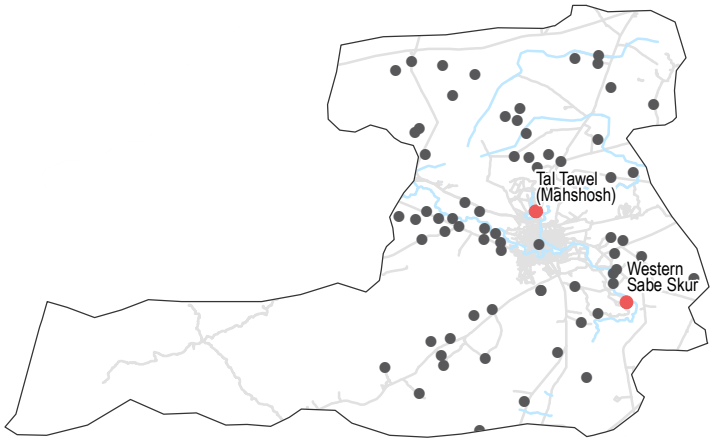

NFIs

Tal Tawel (Mahshosh)

B	NA	Cement (50kg)	NA
C	NA	Floor mat (3*4m)	NA
D	NA	Plastic tarpaulin (1m²)	NA
F	NA	Tent (5 persons)	NA

Western Sabe Skur

B	2100 SYP	Cement (50kg)	NA
C	NA	Floor mat (3*4m)	NA
D	125 SYP	Plastic tarpaulin (1m²)	NA
F	NA	Tent (5 persons)	NA

Most common electricity source

- Main network
- Generator
- No source
- Solar alternative
- No information

Fuel Prices (SYP)*

- B Butane (cannister)
- C Coal (1kg)
- D Diesel (1 litre)
- F Firewood (1 tonne)

NFI Prices (SYP)*

- Cement (50kg)
- Floor mat (3*4m)
- Plastic tarpaulin (1m²)
- Tent (5 persons)

NA: not available for purchase

Shelter

Most common shelter

- Independent apartment or house
- Shared apartment or house
- Unfinished apartment or house
- Tent
- Private space not for shelter
- Cave/natural shelter
- Collective public space not for shelter
- No IDPs
- No information

Min - Max: rent paid per room (where known)

Tal Tawel (Mahshosh)

NDPs: No info | IDPs: ✕

Western Sabe Skur

NDPs: No info | IDPs: ✕

Livelihoods

	Most common sources of income	Most common strategies used to cope with lack of income / resources
Tal Tawel (Mahshosh)	Daily employment Support from family/friends Remittances	Skipping meals Reducing meal size
Western Sabe Skur	Daily employment High risk/illegal work	Taking loans/buying on credit Borrowing from family/friends Skipping meals

Tal Tawel (Mahshosh)

No lack of fuel

Western Sabe Skur

Burning furniture not in use
Burning productive assets
Burning plastics

Most common strategies used to cope with a lack of fuel

* 1 USD = 434 SYP (UN operational rates of exchange as of 1 December 2017)

Humanitarian Situation Overview in Syria (HSOS): Sub-district Factsheets

Al Hasakeh, Al Hasakeh Governorate

Sub-district P-Code: SY080000

November 2017

WASH

Most common water source

Status of water source

- Water is safe to drink
- Water tastes/smells bad
- People sick after drinking
- No information

Sufficiency of available water to meet household needs

- Sufficient
- Insufficient
- No information

Most common method of garbage disposal

Tal Tawel (Mahshosh)

- Network
- Private paid collection

Western Sabe Skur

- Water trucking
- Buried / burned

• 2/52 communities assessed : Tal Tawel (Mahshosh), Western Sabe Skur

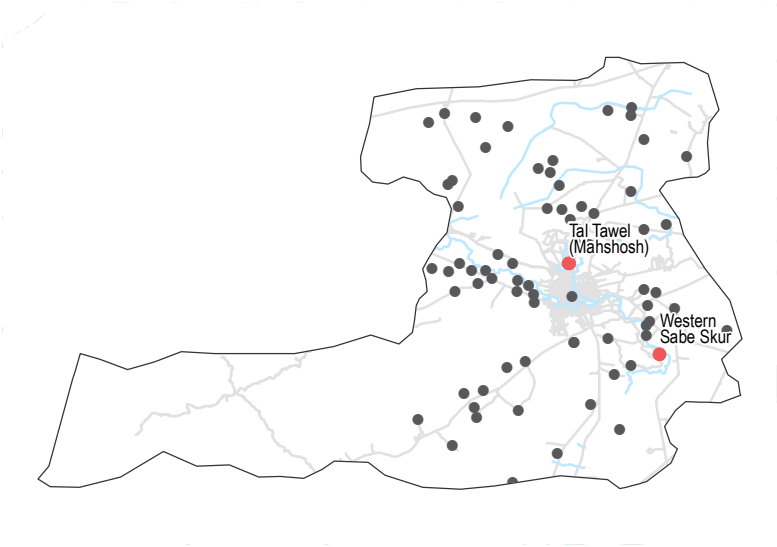

Food Security

Tal Tawel (Mahshosh)

Bread: no info
Rice: 600 SYP
Lentils: 350 SYP
Sugar: 350 SYP
Cooking oil: 700 SYP

- Private bakeries
- Flour too expensive
- 1 to 10

Western Sabe Skur

Bread: no info
Rice: 450 SYP
Lentils: 450 SYP
Sugar: 325 SYP
Cooking oil: 650 SYP

- Homemade
- No difficulties reported
- Private bakeries unavailable

Main challenges to obtaining food

- No challenges
- Some foods unavailable
- Local production decreased
- Lack of access to markets
- Some foods expensive
- Lack of resources to buy food
- Lack of access to fuel
- Cooking fuel unavailable
- No information

Bread (public): 1 pack
Rice: 1kg
Lentils: 1 kg
Sugar: 1kg
Cooking oil: 1 litre

Access to bread

- Most common source of bread
- Most common barriers to accessing bread
- Number of days, per month, where bread from private bakeries was unavailable

Education

Status of primary schools in village

- Functioning
- Not functioning
- Not available
- No information

Barriers to accessing education services

Tal Tawel (Mahshosh)

Most children accessed education

Western Sabe Skur

Most children accessed education

Health

	Most common health problems	Most common barriers to accessing healthcare
Tal Tawel (Mahshosh)	Chronic diseases Acute respiratory infections	No facilities in the area
Western Sabe Skur	Pregnancy related diseases Severe diseases affecting those aged less than 5 Symptoms of psychological trauma	No facilities in the area Security concerns around travel High cost of transportation

* 1 USD = 434 SYP (UN operational rates of exchange as of 1 December 2017)

Humanitarian Situation Overview in Syria (HSOS): Sub-district Factsheets

Al Hasakeh City, Al Hasakeh Governorate

Sub-district P-Code: SY080000

November 2017

Displacement

- % of pre-conflict population remaining
- % of population that are female
- % of female-headed households
- IDPs living in village
- New IDP arrivals
- Returnees

Al Kallasa

% of pre-conflict population remaining	% of population that are female	% of female-headed households	IDPs living in village	New IDP arrivals	Returnees
51-75%	26-50%	1-25%	Yes	No	No

Tal Hajar

% of pre-conflict population remaining	% of population that are female	% of female-headed households	IDPs living in village	New IDP arrivals	Returnees
51-75%	51-75%	1-25%	Yes	No info	No

• 2/31 neighbourhoods assessed : Al Kallasa, Tal Hajar

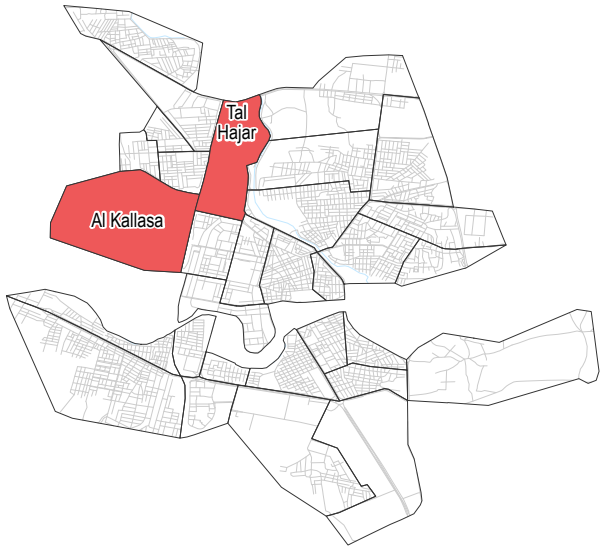

NFIs

Al Kallasa

B	2200 SYP	Cement (50kg)	2900 SYP
C	400 SYP	Floor mat (3*4m)	6000 SYP
D	60 SYP	Plastic tarpaulin (1m²)	500 SYP
F	NA	Tent (5 persons)	NA

Tal Hajar

B	2200 SYP	Cement (50kg)	NA
C	NA	Floor mat (3*4m)	NA
D	NA	Plastic tarpaulin (1m²)	NA
F	NA	Tent (5 persons)	NA

Most common electricity source

- Main network
- Generator
- No source
- Solar alternative
- No information

Fuel Prices (SYP)*

- B Butane (cannister)
- C Coal (1kg)
- D Diesel (1 litre)
- F Firewood (1 tonne)

NFI Prices (SYP)*

- Cement (50kg)
- Floor mat (3*4m)
- Plastic tarpaulin (1m²)
- Tent (5 persons)

NA: not available for purchase

Shelter

Most common shelter

- Independent apartment or house
- Shared apartment or house
- Unfinished apartment or house
- Tent
- Private space not for shelter
- Cave/natural shelter
- Collective public space not for shelter
- No IDPs
- No information

Min - Max: rent paid per room (where known)

Al Kallasa

NDPs	IDPs
✓	✓

4000 - 8000 SYP

Tal Hajar

NDPs	IDPs
✓	✗

3000 - 5000 SYP

Livelihoods

	Most common sources of income	Most common strategies used to cope with lack of income / resources
Al Kallasa	Stable employment Daily employment Remittances	Children sent to work/beg Skipping meals Reducing meal size
Tal Hajar	Stable employment Daily employment Remittances	Borrowing from family/friends

Al Kallasa

No lack of fuel

Tal Hajar

No lack of fuel

Most common strategies used to cope with a lack of fuel

REACH Informing more effective humanitarian action

* 1 USD = 434 SYP (UN operational rates of exchange as of 1 December 2017)

Humanitarian Situation Overview in Syria (HSOS): Sub-district Factsheets

Al Hasakeh City, Al Hasakeh Governorate

Sub-district P-Code: SY080000

November 2017

WASH

Most common water source

Status of water source

- Water is safe to drink
- Water tastes/smells bad
- People sick after drinking
- No information

Sufficiency of available water to meet household needs

- Sufficient
- Insufficient
- No information

Most common method of garbage disposal

Al Kallasa

- Network
- Private paid collection

Tal Hajar

- Network
- Public free collection

• 2/31 neighbourhoods assessed : Al Kallasa, Tal Hajar

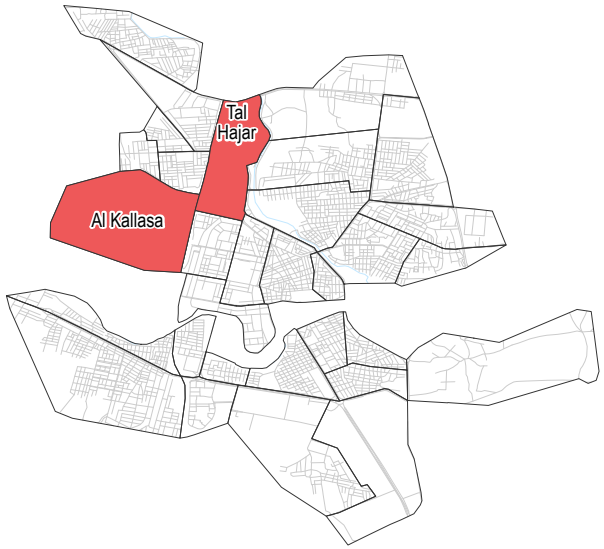

Food Security

Al Kallasa

Bread: no info
Rice: 500 SYP
Lentils: 425 SYP
Sugar: 355 SYP
Cooking oil: 500 SYP

Shops

No difficulties reported

1 to 10

Tal Hajar

Bread: 100 SYP
Rice: 500 SYP
Lentils: 400 SYP
Sugar: 600 SYP
Cooking oil: 1200 SYP

Public bakeries

No difficulties reported

0

Main challenges to obtaining food

- No challenges
- Some foods unavailable
- Local production decreased
- Lack of access to markets
- Some foods expensive
- Lack of resources to buy food
- Lack of access to fuel
- Cooking fuel unavailable
- No information

Bread (public): 1 pack
Rice: 1kg
Lentils: 1 kg
Sugar: 1kg
Cooking oil: 1 litre

Access to bread

- Most common source of bread
- Most common barriers to accessing bread
- Number of days, per month, where bread from private bakeries was unavailable

Education

Status of primary schools in village

- Functioning
- Not functioning
- Not available
- No information

Barriers to accessing education services

Al Kallasa

Most children accessed education

Tal Hajar

Most children accessed education

Health

	Most common health problems	Most common barriers to accessing healthcare
Al Kallasa	Diarrhoea Chronic diseases Fever	Services are too expensive
Tal Hajar	Chronic diseases Severe diseases affecting those aged less than 5 Symptoms of psychological trauma	No facilities in the area

* 1 USD = 434 SYP (UN operational rates of exchange as of 1 December 2017)

Humanitarian Situation Overview in Syria (HSOS): Sub-district Factsheets

1/7 Al Malikeyyeh, Al Hasakeh Governorate

Sub-district P-Code: SY080300

November 2017

Displacement

- % of pre-conflict population remaining
- % of population that are female
- % of female-headed households
- IDPs living in village
- New IDP arrivals
- Returnees

Al Wafaa

76-100% | 51-75% | 1-25%

Yes | No info | No

Al Malikeyyeh

26-50% | 1-25% | 1-25%

Yes | No | Yes

Batra

76-100% | 51-75% | 26-50%

Yes | No info | No

Ein Diwar

76-100% | 26-50% | 1-25%

Yes | No info | Yes

• 28/101 communities assessed (24 communities are shown on the next six factsheets): Al Wafaa, Al Malikeyyeh, Batra, Ein Diwar

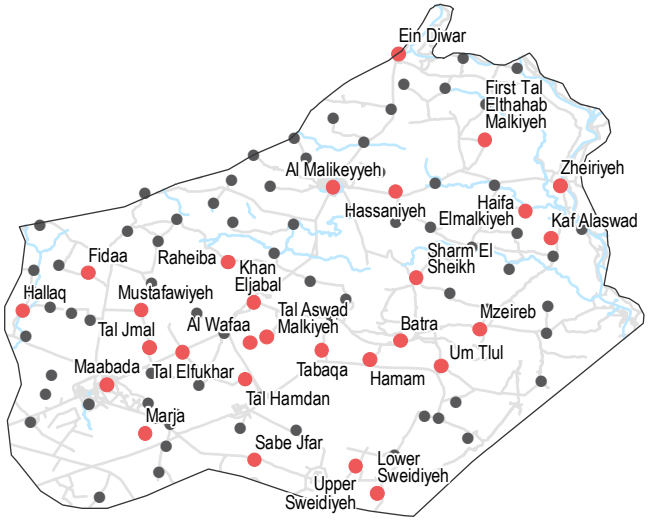

NFIs

Al Wafaa

B	NA		NA
C	NA		NA
D	NA		NA
F	NA		NA

Ein Diwar

B	NA		NA
C	NA		NA
D	NA		NA
F	NA		NA

Al Malikeyyeh

B	2200 SYP		2500 SYP
C	800 SYP		5500 SYP
D	40 SYP		NA
F	NA		NA

Batra

B	2200 SYP		2700 SYP
C	400 SYP		5000 SYP
D	125 SYP		700 SYP
F	27000 SYP		NA

Most common electricity source

- Main network
- Generator
- No source
- Solar alternative
- No information

Fuel Prices (SYP)*

- B Butane (cannister)
- C Coal (1kg)
- D Diesel (1 litre)
- F Firewood (1 tonne)

NFI Prices (SYP)*

- Cement (50kg)
- Floor mat (3*4m)
- Plastic tarpaulin (1m²)
- Tent (5 persons)

NA: not available for purchase

Most common strategies used to cope with a lack of fuel

Al Wafaa
No lack of fuel

Al Malikeyyeh
No lack of fuel

Ein Diwar
No lack of fuel

Batra
No lack of fuel

Shelter

Most common shelter

- Independent apartment or house
- Shared apartment or house
- Unfinished apartment or house
- Tent
- Private space not for shelter
- Cave/natural shelter
- Collective public space not for shelter
- No IDPs
- No information

Min - Max: rent paid per room (where known)

Al Wafaa

NDPs: No info | IDPs: ✕

Ein Diwar

NDPs: No info | IDPs: ✕

Al Malikeyyeh

NDPs: ✓ | IDPs: ✓

9000 - 10000 SYP

Batra

NDPs: ✓ | IDPs: ✕

No info

Livelihoods

	Most common sources of income	Most common strategies used to cope with lack of income / resources
Al Wafaa	Stable employment Farm owning Allowances	Skipping meals Reducing meal size
Al Malikeyyeh	Stable employment Farm owning Remittances	Skipping meals Reducing meal size
Batra	Stable employment Farm owning Remittances	Children sent to work/beg High risk/illegal work
Ein Diwar	Stable employment Daily employment Remittances	Taking loans/buying on credit Borrowing from family/friends

REACH Informing more effective humanitarian action

* 1 USD = 434 SYP (UN operational rates of exchange as of 1 December 2017)

Humanitarian Situation Overview in Syria (HSOS): Sub-district Factsheets

1/7 Al Malikeyyeh, Al Hasakeh Governorate

Sub-district P-Code: SY080300

November 2017

WASH

Most common water source

Status of water source

- Water is safe to drink
- Water tastes/smells bad
- People sick after drinking
- No information

Sufficiency of available water to meet household needs

- Sufficient
- Insufficient
- No information

Most common method of garbage disposal

Al Wafaa
- Network
- Private paid collection

Al Malikeyyeh
- Network
- Private paid collection

Batra
- Network
- Buried / burned

Ein Diwar
- Network
- Private paid collection

• 28/101 communities assessed (24 communities are shown on the next six factsheets): Al Wafaa, Al Malikeyyeh, Batra, Ein Diwar

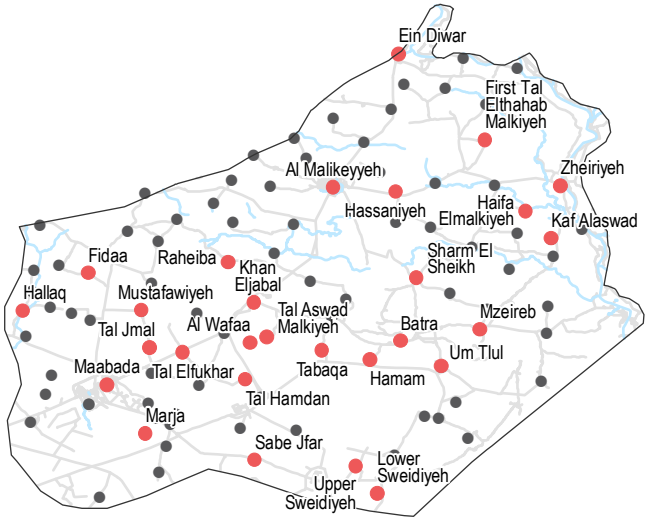

Food Security

Al Wafaa

Bread: no info
Rice: 700 SYP
Lentils: 450 SYP
Sugar: 500 SYP
Cooking oil: 600 SYP

- Shops
- No difficulties reported
- Private bakeries unavailable

Al Malikeyyeh

Bread: 105 SYP
Rice: 650 SYP
Lentils: 450 SYP
Sugar: 400 SYP
Cooking oil: 615 SYP

- Public bakeries
- No difficulties reported
- 0

Batra

Bread: no info
Rice: 600 SYP
Lentils: 400 SYP
Sugar: 300 SYP
Cooking oil: 500 SYP

- Private bakeries
- No difficulties reported
- 0

Ein Diwar

Bread: no info
Rice: no info
Lentils: no info
Sugar: 400 SYP
Cooking oil: no info

- Shops
- No difficulties reported
- Private bakeries unavailable

Main challenges to obtaining food

- No challenges
- Some foods unavailable
- Local production decreased
- Lack of access to markets
- Some foods expensive
- Lack of resources to buy food
- Lack of access to fuel
- Cooking fuel unavailable
- No information

Bread (public): 1 pack
Rice: 1kg
Lentils: 1 kg
Sugar: 1kg
Cooking oil: 1 litre

Access to bread

- Most common source of bread
- Most common barriers to accessing bread
- Number of days, per month, where bread from private bakeries was unavailable

Education

Status of primary schools in village

- Functioning
- Not functioning
- Not available
- No information

Barriers to accessing education services

Batra
Lack of school supplies
Parents do not approve of curriculum
Curriculum not available in appropriate language

Ein Diwar
Most children accessed education

Al Wafaa
Most children accessed education

Al Malikeyyeh
Parents do not approve of curriculum
Curriculum not available in appropriate language

Health

	Most common health problems	Most common barriers to accessing healthcare
Al Wafaa	Diarrhoea Acute respiratory infections Fever	No facilities in the area High cost of transportation Lack of transportation
Al Malikeyyeh	Chronic diseases Severe diseases affecting those aged less than 5 Symptoms of psychological trauma	High cost of transportation Services are too expensive
Batra	Chronic diseases Maternal health issues Symptoms of psychological trauma	No facilities in the area Security concerns around travel High cost of transportation
Ein Diwar	Pregnancy related diseases Maternal health issues Severe diseases affecting those aged less than 5	Old age Disability/Injuries/Illness

* 1 USD = 434 SYP (UN operational rates of exchange as of 1 December 2017)

Humanitarian Situation Overview in Syria (HSOS): Sub-district Factsheets

2/7 Al Malikeyyeh, Al Hasakeh Governorate

Sub-district P-Code: SY080300

November 2017

Displacement

- % of pre-conflict population remaining
- % of population that are female
- % of female-headed households
- IDPs living in village
- New IDP arrivals
- Returnees

Fidaa

51-75% | 26-50% | None

Yes | No info | No

First Tal Elthahab Malkiyeh

51-75% | 51-75% | 1-25%

Yes | No info | No

Haifa Elmalkiyeh

76-100% | 26-50% | 1-25%

Yes | No info | No

Hallaq

51-75% | 26-50% | 1-25%

Yes | No info | No

•28/101 communities assessed (4 communities are shown on the previous factsheet, 20 communities are shown on the next five factsheets): Fidaa, First Tal Elthahab Malkiyeh, Haifa Elmalkiyeh, Hallaq

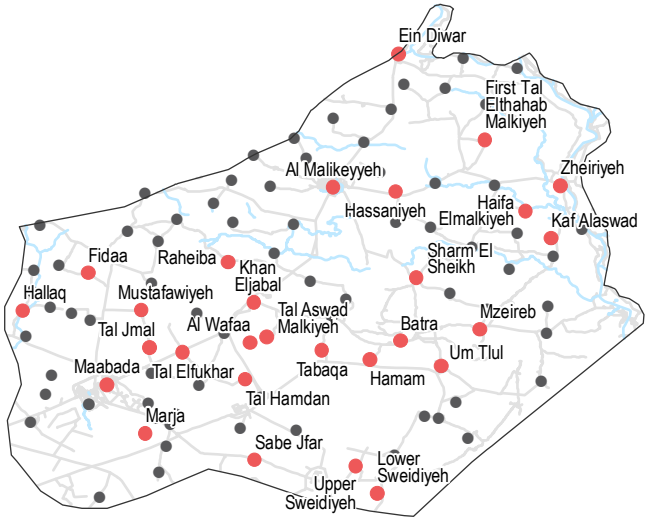

NFIs

Fidaa

B NA | NA
C NA | NA
D NA | NA
F NA | NA

Hallaq

B NA | NA
C NA | NA
D NA | NA
F NA | NA

First Tal Elthahab Malkiyeh

B NA | NA
C NA | NA
D NA | NA
F NA | NA

Haifa Elmalkiyeh

B 2500 SYP | NA
C NA | 5500 SYP
D 65 SYP | NA
F NA | NA

Most common electricity source

- Main network
- Generator
- No source
- Solar alternative
- No information

Fuel Prices (SYP)*

- B Butane (cannister)
- C Coal (1kg)
- D Diesel (1 litre)
- F Firewood (1 tonne)

NFI Prices (SYP)*

- Cement (50kg)
- Floor mat (3*4m)
- Plastic tarpaulin (1m²)
- Tent (5 persons)

NA: not available for purchase

Shelter

Most common shelter

- Independent apartment or house
- Shared apartment or house
- Unfinished apartment or house
- Tent
- Private space not for shelter
- Cave/natural shelter
- Collective public space not for shelter
- No IDPs
- No information

Min - Max: rent paid per room (where known)

Fidaa

NDPs: No info | IDPs: ✕

Hallaq

NDPs: No info | IDPs: ✕

First Tal Elthahab Malkiyeh

NDPs: No info | IDPs: ✕

Haifa Elmalkiyeh

NDPs: No info | IDPs: ✕

Livelihoods

	Most common sources of income	Most common strategies used to cope with lack of income / resources
Fidaa	Stable employment Farm owning Remittances	Skipping meals Reducing meal size
First Tal Elthahab Malkiyeh	Daily employment Business/trade Support from family/friends	Skipping meals Reducing meal size
Haifa Elmalkiyeh	Stable employment Farm owning Remittances	Taking loans/buying on credit Borrowing from family/friends
Hallaq	Stable employment Daily employment Remittances	Borrowing from family/friends

Most common strategies used to cope with a lack of fuel

Fidaa
No lack of fuel

First Tal Elthahab Malkiyeh
No lack of fuel

Hallaq
No lack of fuel

Haifa Elmalkiyeh
No lack of fuel

* 1 USD = 434 SYP (UN operational rates of exchange as of 1 December 2017)

Humanitarian Situation Overview in Syria (HSOS): Sub-district Factsheets

2/7 Al Malikeyyeh, Al Hasakeh Governorate

Sub-district P-Code: SY080300

November 2017

WASH

Most common water source

Status of water source

- Water is safe to drink
- Water tastes/smells bad
- People sick after drinking
- No information

Sufficiency of available water to meet household needs

- Sufficient
- Insufficient
- No information

Most common method of garbage disposal

Fidaa
- Closed well
- Disposed at designated site

First Tal Elthahab Malkiyeh
- Closed well
- Disposed at designated site

Haifa Elmalkiyeh
- Network
- Disposed at designated site

Hallaq
- Closed well
- Disposed at designated site

•28/101 communities assessed (4 communities are shown on the previous factsheet, 20 communities are shown on the next five factsheets): Fidaa, First Tal Elthahab Malkiyeh, Haifa Elmalkiyeh, Hallaq

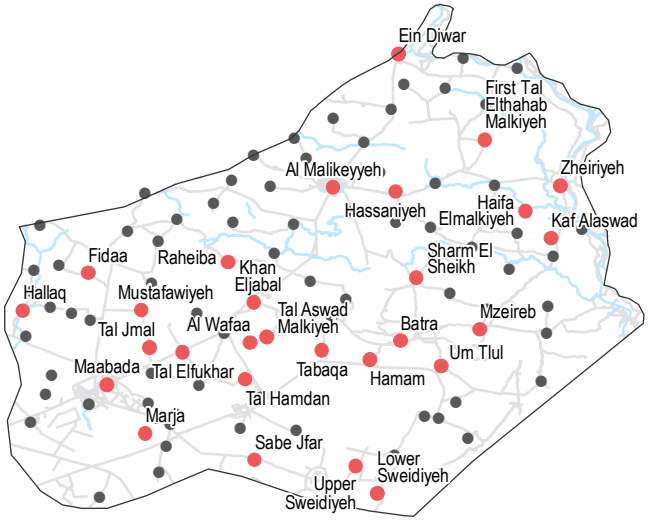

Food Security

Fidaa

Bread: no info
Rice: no info
Lentils: no info
Sugar: no info
Cooking oil: no info

- Shops
- Flour too expensive
- Private bakeries unavailable

First Tal Elthahab Malkiyeh

Bread: no info
Rice: no info
Lentils: no info
Sugar: no info
Cooking oil: no info

- Shops
- No difficulties reported
- Private bakeries unavailable

Haifa Elmalkiyeh

Bread: no info
Rice: 425 SYP
Lentils: 350 SYP
Sugar: 55 SYP
Cooking oil: 650 SYP

- Shops
- No difficulties reported
- Private bakeries unavailable

Hallaq

Bread: no info
Rice: 600 SYP
Lentils: 325 SYP
Sugar: 325 SYP
Cooking oil: 700 SYP

- Shops
- No difficulties reported
- Private bakeries unavailable

Main challenges to obtaining food

- No challenges
- Some foods unavailable
- Local production decreased
- Lack of access to markets
- Some foods expensive
- Lack of resources to buy food
- Lack of access to fuel
- Cooking fuel unavailable
- No information

Bread (public): 1 pack
Rice: 1kg
Lentils: 1 kg
Sugar: 1kg
Cooking oil: 1 litre

Access to bread

- Most common source of bread
- Most common barriers to accessing bread
- Number of days, per month, where bread from private bakeries was unavailable

Education

Status of primary schools in village

- Functioning
- Not functioning
- Not available
- No information

Barriers to accessing education services

Haifa Elmalkiyeh
Most children accessed education

Hallaq
Most children accessed education

Fidaa
Services are too far
Unsafe route to services
No spaces available

First Tal Elthahab Malkiyeh
Most children accessed education

Health

	Most common health problems	Most common barriers to accessing healthcare
Fidaa	Communicable diseases Chronic diseases Fever	No facilities in the area High cost of transportation Services are too expensive
First Tal Elthahab Malkiyeh	Pregnancy related diseases Maternal health issues Severe diseases affecting those aged less than 5	No facilities in the area Services are too expensive
Haifa Elmalkiyeh	Diarrhoea Chronic diseases Malnutrition	No facilities in the area
Hallaq	Chronic diseases Pregnancy related diseases Severe diseases affecting those aged less than 5	No facilities in the area High cost of transportation Services are too expensive

* 1 USD = 434 SYP (UN operational rates of exchange as of 1 December 2017)

Humanitarian Situation Overview in Syria (HSOS): Sub-district Factsheets

3/7 Al Malikeyyeh, Al Hasakeh Governorate

Sub-district P-Code: SY080300

November 2017

Displacement

- % of pre-conflict population remaining
- % of population that are female
- % of female-headed households
- IDPs living in village
- New IDP arrivals
- Returnees

Hamam

51-75% | 26-50% | 1-25%

Yes | No | No

Hassaniyeh

51-75% | 26-50% | 1-25%

Yes | No info | No

Kaf Alaswad

51-75% | 51-75% | 1-25%

Yes | No info | No

Khan Eljabal

76-100% | 26-50% | 26-50%

Yes | No | No

- 28/101 communities assessed (8 communities are shown on the previous two factsheets, 16 communities are shown on the next four factsheets): Hamam, Hassaniyeh, Kaf Alaswad, Khan Eljabal

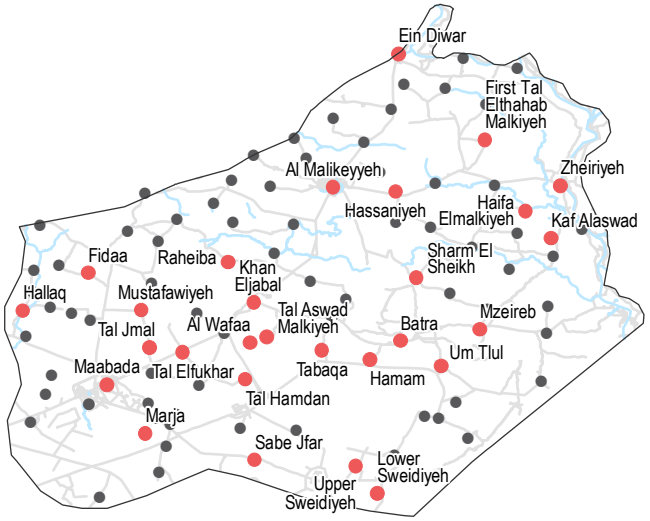

NFIs

Hamam

B	NA		NA
C	NA		NA
D	NA		NA
F	NA		NA

Hassaniyeh

B	NA		NA
C	NA		NA
D	NA		NA
F	NA		NA

Kaf Alaswad

B	2200 SYP		NA
C	NA		NA
D	NA		NA
F	NA		NA

Khan Eljabal

B	2200 SYP		2500 SYP
C	NA		NA
D	40 SYP		NA
F	NA		NA

Most common electricity source

- Main network
- Generator
- No source
- Solar alternative
- No information

Fuel Prices (SYP)*

- B Butane (cannister)
- C Coal (1kg)
- D Diesel (1 litre)
- F Firewood (1 tonne)

NFI Prices (SYP)*

- Cement (50kg)
- Floor mat (3*4m)
- Plastic tarpaulin (1m²)
- Tent (5 persons)

NA: not available for purchase

Shelter

Most common shelter

- Independent apartment or house
- Shared apartment or house
- Unfinished apartment or house
- Tent
- Private space not for shelter
- Cave/natural shelter
- Collective public space not for shelter
- No IDPs
- No information

Min - Max: rent paid per room (where known)

Hamam

NDPs: No info | IDPs: No info

Khan Eljabal

NDPs: 9000 - 10000 SYP | IDPs: 9000 - 10000 SYP

Hassaniyeh

NDPs: No info | IDPs: No info

Kaf Alaswad

NDPs: No info | IDPs: No info

Livelihoods

	Most common sources of income	Most common strategies used to cope with lack of income / resources
Hamam	Stable employment Farm owning Remittances	Selling household assets
Hassaniyeh	Stable employment Farm owning Remittances	No info
Kaf Alaswad	Stable employment Daily employment Farm owning	Reducing meal size
Khan Eljabal	Stable employment Daily employment Support from family/friends	Borrowing from family/friends

Most common strategies used to cope with a lack of fuel

Hamam

No lack of fuel

Hassaniyeh

No lack of fuel

Khan Eljabal

No lack of fuel

Kaf Alaswad

No lack of fuel

* 1 USD = 434 SYP (UN operational rates of exchange as of 1 December 2017)

Humanitarian Situation Overview in Syria (HSOS): Sub-district Factsheets

3/7 Al Malikeyyeh, Al Hasakeh Governorate

Sub-district P-Code: SY080300

November 2017

WASH

Most common water source

Status of water source

- Water is safe to drink
- Water tastes/smells bad
- People sick after drinking
- No information

Sufficiency of available water to meet household needs

- Sufficient
- Insufficient
- No information

Most common method of garbage disposal

Hamam
- Network
- Disposed at designated site

Hassaniyeh
- Closed well
- Disposed at designated site

Kaf Alaswad
- Closed well
- Disposed at designated site

Khan Eljabal
- Closed well
- Private paid collection

- 28/101 communities assessed (8 communities are shown on the previous two factsheets, 16 communities are shown on the next four factsheets): Hamam, Hassaniyeh, Kaf Alaswad, Khan Eljabal

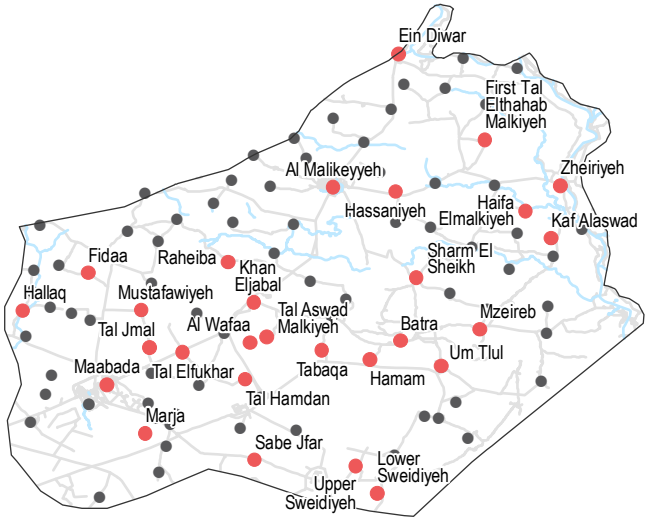

Food Security

Hamam

Bread: no info
Rice: 450 SYP
Lentils: no info
Sugar: no info
Cooking oil: 500 SYP

- Shops
- No difficulties reported
- Private bakeries unavailable

Hassaniyeh

Bread: no info
Rice: no info
Lentils: no info
Sugar: no info
Cooking oil: no info

- Bread is not available in the village
- Private bakeries unavailable

Kaf Alaswad

Bread: no info
Rice: 500 SYP
Lentils: 550 SYP
Sugar: 500 SYP
Cooking oil: 500 SYP

- Shops
- No difficulties reported
- Private bakeries unavailable

Khan Eljabal

Bread: no info
Rice: 400 SYP
Lentils: 300 SYP
Sugar: 400 SYP
Cooking oil: 600 SYP

- Shops
- Insufficient electricity/fuel
- Flour not always available
- 11 to 20

Main challenges to obtaining food

- No challenges
- Some foods unavailable
- Local production decreased
- Lack of access to markets
- Some foods expensive
- Lack of resources to buy food
- Lack of access to fuel
- Cooking fuel unavailable
- No information

Bread (public): 1 pack
Rice: 1kg
Lentils: 1 kg
Sugar: 1kg
Cooking oil: 1 litre

Access to bread

- Most common source of bread
- Most common barriers to accessing bread
- Number of days, per month, where bread from private bakeries was unavailable

Education

Status of primary schools in village

- Functioning
- Not functioning
- Not available
- No information

Barriers to accessing education services

Hamam
Most children accessed education

Hassaniyeh
Most children accessed education

Kaf Alaswad
Most children accessed education

Khan Eljabal
Most children accessed education

Health

	Most common health problems	Most common barriers to accessing healthcare
Hamam	Diarrhoea Fever Severe diseases affecting those aged less than 5	No facilities in the area High cost of transportation
Hassaniyeh	Skin diseases Chronic diseases Severe diseases affecting those aged less than 5	No facilities in the area
Kaf Alaswad	Diarrhoea Fever	No facilities in the area Security concerns around travel Lack of transportation
Khan Eljabal	Chronic diseases Pregnancy related diseases Acute respiratory infections	No facilities in the area

* 1 USD = 434 SYP (UN operational rates of exchange as of 1 December 2017)

Humanitarian Situation Overview in Syria (HSOS): Sub-district Factsheets

4/7 Al Malikeyyeh, Al Hasakeh Governorate

Sub-district P-Code: SY080300

November 2017

Displacement

- % of pre-conflict population remaining
- % of population that are female
- % of female-headed households
- IDPs living in village
- New IDP arrivals
- Returnees

Lower Sweidiyeh
76-100% | 51-75% | 1-25%
Yes | No info | No

Maabada
51-75% | 26-50% | 51-75%
Yes | No | No

Marja
51-75% | 26-50% | 1-25%
Yes | No info | No

Mustafawiyeh
76-100% | 51-75% | 1-25%
Yes | No info | No

- 28/101 communities assessed (12 communities are shown on the previous three factsheets, 12 communities are shown on the next three factsheets): Lower Sweidiyeh, Maabada, Marja, Mustafawiyeh

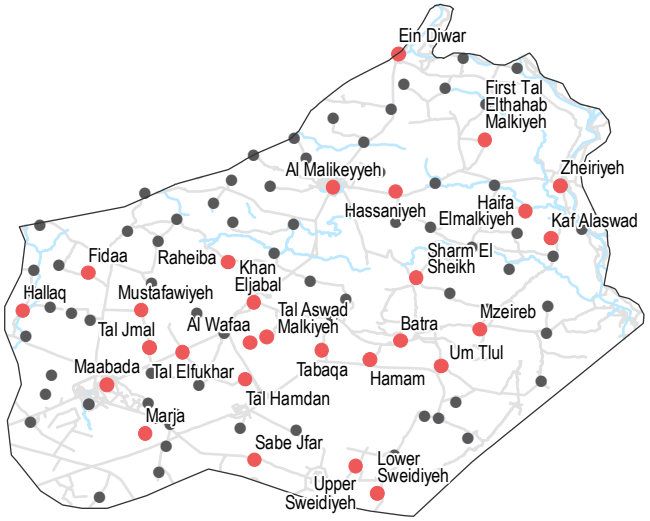

NFIs

Lower Sweidiyeh

B 2000 SYP	3000 SYP	
C 800 SYP	5300 SYP	
D 40 SYP	NA	
F NA	NA	

Mustafawiyeh

B NA	NA	
C NA	NA	
D NA	NA	
F NA	NA	

Maabada

B 2250 SYP	2100 SYP	
C 1200 SYP	5000 SYP	
D 60 SYP	NA	
F NA	NA	

Marja

B 2300 SYP	2300 SYP	
C NA	NA	
D 100 SYP	NA	
F NA	NA	

Most common electricity source
- Main network
- Generator
- No source
- Solar alternative
- No information

Fuel Prices (SYP)*
- B Butane (cannister)
- C Coal (1kg)
- D Diesel (1 litre)
- F Firewood (1 tonne)

NFI Prices (SYP)*
- Cement (50kg)
- Floor mat (3*4m)
- Plastic tarpaulin (1m²)
- Tent (5 persons)

NA: not available for purchase

Most common strategies used to cope with a lack of fuel

Lower Sweidiyeh
No lack of fuel

Maabada
No lack of fuel

Mustafawiyeh
No lack of fuel

Marja
No lack of fuel

Shelter

Most common shelter
- Independent apartment or house
- Shared apartment or house
- Unfinished apartment or house
- Tent
- Private space not for shelter
- Cave/natural shelter
- Collective public space not for shelter
- No IDPs
- No information

Min - Max: rent paid per room (where known)

Lower Sweidiyeh
NDPs: No info | IDPs: ✕

Mustafawiyeh
NDPs: No info | IDPs: ✕

Maabada
NDPs: ▲ | IDPs: ▲
5500 - 6000 SYP

Marja
NDPs: No info | IDPs: ✕

Livelihoods

	Most common sources of income	Most common strategies used to cope with lack of income / resources
Lower Sweidiyeh	Stable employment Farm owning Remittances	Borrowing from family/friends Reducing meal size
Maabada	Stable employment Business/trade Support from family/friends	Children sent to work/beg Taking loans/buying on credit
Marja	Stable employment Farm owning	No info
Mustafawiyeh	Stable employment Farm owning Support from family/friends	Borrowing from family/friends Selling household assets

* 1 USD = 434 SYP (UN operational rates of exchange as of 1 December 2017)

Humanitarian Situation Overview in Syria (HSOS): Sub-district Factsheets

4/7 Al Malikeyyeh, Al Hasakeh Governorate

Sub-district P-Code: SY080300

November 2017

WASH

Most common water source

Status of water source

- Water is safe to drink
- Water tastes/smells bad
- People sick after drinking
- No information

Sufficiency of available water to meet household needs

- Sufficient
- Insufficient
- No information

Most common method of garbage disposal

Lower Sweidiyeh
Closed well
Private paid collection

Maabada
Network
Private paid collection

Marja
Closed well
Disposed at designated site

Mustafawiyeh
Network
Disposed at designated site

- 28/101 communities assessed (12 communities are shown on the previous three factsheets, 12 communities are shown on the next three factsheets): Lower Sweidiyeh, Maabada, Marja, Mustafawiyeh

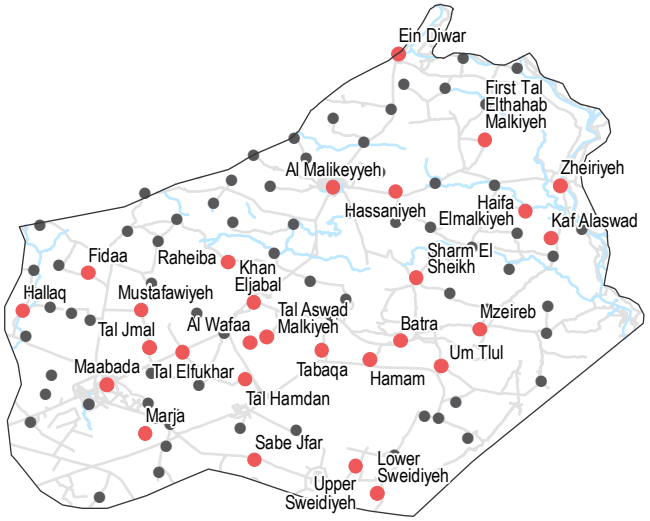

Food Security

Lower Sweidiyeh
Bread: no info
Rice: 650 SYP
Lentils: 350 SYP
Sugar: 350 SYP
Cooking oil: 500 SYP
Shops
No difficulties reported
21 or more

Maabada
Bread: 110 SYP
Rice: 500 SYP
Lentils: 300 SYP
Sugar: 325 SYP
Cooking oil: 750 SYP
Public bakeries
No difficulties reported
0

Marja
Bread: no info
Rice: 575 SYP
Lentils: 400 SYP
Sugar: 375 SYP
Cooking oil: 600 SYP
Shops
No difficulties reported
Private bakeries unavailable

Mustafawiyeh
Bread: no info
Rice: 500 SYP
Lentils: 300 SYP
Sugar: 550 SYP
Cooking oil: 600 SYP
Shops
No difficulties reported
Private bakeries unavailable

Main challenges to obtaining food

- No challenges
- Some foods unavailable
- Local production decreased
- Lack of access to markets
- Some foods expensive
- Lack of resources to buy food
- Lack of access to fuel
- Cooking fuel unavailable
- No information

Bread (public): 1 pack
Rice: 1kg
Lentils: 1 kg
Sugar: 1kg
Cooking oil: 1 litre

Access to bread

- Most common source of bread
- Most common barriers to accessing bread
- Number of days, per month, where bread from private bakeries was unavailable

Education

Status of primary schools in village

- Functioning
- Not functioning
- Not available
- No information

Barriers to accessing education services

Lower Sweidiyeh
Lack of teaching staff
Lack of school supplies
Parents do not approve of curriculum

Maabada
Most children accessed education

Marja
Most children accessed education

Mustafawiyeh
Most children accessed education

Health

	Most common health problems	Most common barriers to accessing healthcare
Lower Sweidiyeh	Chronic diseases Pregnancy related diseases Fever	No facilities in the area High cost of transportation Services are too expensive
Maabada	Chronic diseases Symptoms of psychological trauma	No difficulties reported
Marja	Disabilities Chronic diseases Pregnancy related diseases	No facilities in the area High cost of transportation Family not permitting travel
Mustafawiyeh	Chronic diseases Symptoms of psychological trauma	No facilities in the area High cost of transportation Lack of transportation

* 1 USD = 434 SYP (UN operational rates of exchange as of 1 December 2017)

Humanitarian Situation Overview in Syria (HSOS): Sub-district Factsheets

5/7 Al Malikeyyeh, Al Hasakeh Governorate

Sub-district P-Code: SY080300

November 2017

Displacement

- % of pre-conflict population remaining
- % of population that are female
- % of female-headed households
- IDPs living in village
- New IDP arrivals
- Returnees

Mzeireb

26-50% | 51-75% | 1-25%

Yes | No | No

Raheiba

51-75% | 26-50% | 1-25%

Yes | No info | No

Sabe Jfar

76-100% | 26-50% | 1-25%

Yes | No info | No

Sharm El Sheikh

51-75% | 26-50% | 1-25%

Yes | No info | No

- 28/101 communities assessed (16 communities are shown on the previous four factsheets, 8 communities are shown on the next two factsheets): Mzeireb, Raheiba, Sabe Jfar, Sharm El Sheikh

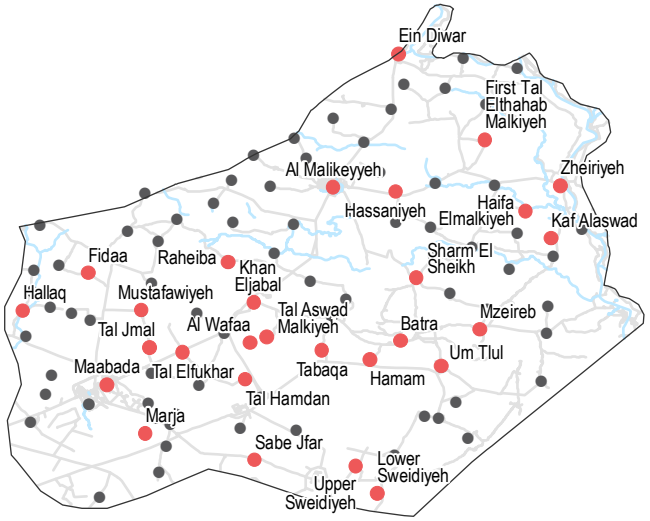

NFIs

Mzeireb

B	2300 SYP	Cement	NA
C	NA	Floor mat	NA
D	NA	Plastic tarpaulin	NA
F	NA	Tent	NA

Sharm El Sheikh

B	NA	Cement	NA
C	NA	Floor mat	NA
D	NA	Plastic tarpaulin	NA
F	45000 SYP	Tent	NA

Raheiba

B	1800 SYP	Cement	NA
C	NA	Floor mat	3000 SYP
D	35 SYP	Plastic tarpaulin	NA
F	NA	Tent	NA

Sabe Jfar

B	2200 SYP	Cement	2200 SYP
C	NA	Floor mat	6000 SYP
D	70 SYP	Plastic tarpaulin	1000 SYP
F	10000 SYP	Tent	NA

Most common electricity source

- Main network
- Generator
- No source
- Solar alternative
- No information

Fuel Prices (SYP)*

- B Butane (cannister)
- C Coal (1kg)
- D Diesel (1 litre)
- F Firewood (1 tonne)

NFI Prices (SYP)*

- Cement (50kg)
- Floor mat (3*4m)
- Plastic tarpaulin (1m²)
- Tent (5 persons)

NA: not available for purchase

Most common strategies used to cope with a lack of fuel

Mzeireb
No lack of fuel

Raheiba
Burning furniture in use
Burning productive assets
Burning waste

Sharm El Sheikh
Burning furniture in use

Sabe Jfar
No lack of fuel

Shelter

Most common shelter

- Independent apartment or house
- Shared apartment or house
- Unfinished apartment or house
- Tent
- Private space not for shelter
- Cave/natural shelter
- Collective public space not for shelter
- No IDPs
- No information

Min - Max: rent paid per room (where known)

Mzeireb

NDPs: No info | IDPs: ✓

Sharm El Sheikh

NDPs: No info | IDPs: ✗

Raheiba

NDPs: No info | IDPs: ✗

Sabe Jfar

NDPs: No info | IDPs: ✗

Livelihoods

	Most common sources of income	Most common strategies used to cope with lack of income / resources
Mzeireb	Stable employment Daily employment Farm owning	Selling household assets Skipping meals Reducing meal size
Raheiba	Farm owning Remittances	Borrowing from family/friends Selling household assets
Sabe Jfar	Farm owning Business/trade Remittances	No info
Sharm El Sheikh	Daily employment Support from family/friends Remittances	Reducing meal size

* 1 USD = 434 SYP (UN operational rates of exchange as of 1 December 2017)

Humanitarian Situation Overview in Syria (HSOS): Sub-district Factsheets

5/7 Al Malikeyyeh, Al Hasakeh Governorate

Sub-district P-Code: SY080300

November 2017

WASH

Most common water source

Status of water source

- Water is safe to drink
- Water tastes/smells bad
- People sick after drinking
- No information

Sufficiency of available water to meet household needs

- Sufficient
- Insufficient
- No information

Most common method of garbage disposal

Mzeireb
- Closed well
- Buried / burned

Raheiba
- Network
- Disposed at designated site

Sabe Jfar
- Network
- Left in street / public area

Sharm El Sheikh
- Closed well
- Public free collection

- 28/101 communities assessed (16 communities are shown on the previous four factsheets, 8 communities are shown on the next two factsheets): Mzeireb, Raheiba, Sabe Jfar, Sharm El Sheikh

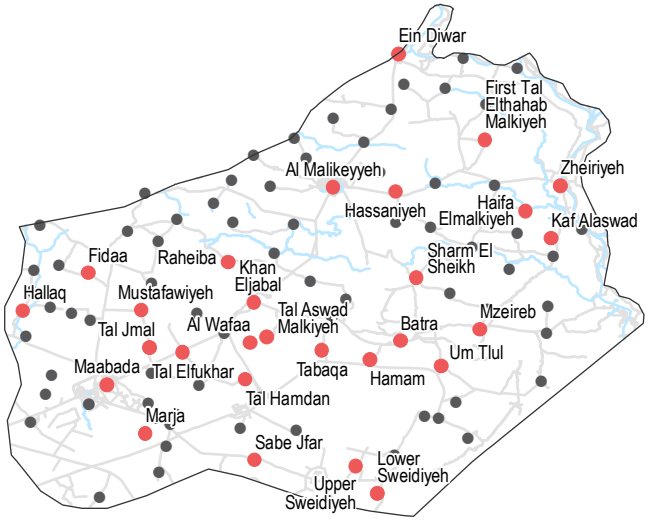

Food Security

Mzeireb

Bread: no info
Rice: 550 SYP
Lentils: 600 SYP
Sugar: 455 SYP
Cooking oil: 565 SYP

- Shops
- No difficulties reported
- Private bakeries unavailable

Raheiba

Bread: no info
Rice: 550 SYP
Lentils: 500 SYP
Sugar: 500 SYP
Cooking oil: 600 SYP

- Shops
- No difficulties reported
- Private bakeries unavailable

Sabe Jfar

Bread: no info
Rice: 600 SYP
Lentils: 700 SYP
Sugar: 400 SYP
Cooking oil: 700 SYP

- Shops
- No difficulties reported
- Private bakeries unavailable

Sharm El Sheikh

Bread: no info
Rice: 500 SYP
Lentils: 500 SYP
Sugar: 400 SYP
Cooking oil: 500 SYP

- Shops
- No difficulties reported
- Private bakeries unavailable

Main challenges to obtaining food

- No challenges
- Some foods unavailable
- Local production decreased
- Lack of access to markets
- Some foods expensive
- Lack of resources to buy food
- Lack of access to fuel
- Cooking fuel unavailable
- No information

Bread (public): 1 pack
Rice: 1kg
Lentils: 1 kg
Sugar: 1kg
Cooking oil: 1 litre

Access to bread

- Most common source of bread
- Most common barriers to accessing bread
- Number of days, per month, where bread from private bakeries was unavailable

Education

Status of primary schools in village

- Functioning
- Not functioning
- Not available
- No information

Barriers to accessing education services

Sabe Jfar
Most children accessed education

Sharm El Sheikh
Most children accessed education

Mzeireb
Most children accessed education

Raheiba
Parents do not approve of curriculum
Curriculum not available in appropriate language

Health

	Most common health problems	Most common barriers to accessing healthcare
Mzeireb	Diarrhoea Maternal health issues Severe diseases affecting those aged less than 5	No facilities in the area
Raheiba	Chronic diseases Acute respiratory infections Symptoms of psychological trauma	No facilities in the area High cost of transportation Lack of transportation
Sabe Jfar	Diarrhoea Chronic diseases Maternal health issues	No facilities in the area Services are too expensive
Sharm El Sheikh	Diarrhoea Chronic diseases Symptoms of psychological trauma	No facilities in the area Services are too expensive

* 1 USD = 434 SYP (UN operational rates of exchange as of 1 December 2017)

Humanitarian Situation Overview in Syria (HSOS): Sub-district Factsheets

6/7 Al Malikeyyeh, Al Hasakeh Governorate

Sub-district P-Code: SY080300

November 2017

Displacement

- % of pre-conflict population remaining
- % of population that are female
- % of female-headed households
- IDPs living in village
- New IDP arrivals
- Returnees

Tabaqa

51-75% | 51-75% | 1-25%

Yes | No info | No

Tal Aswad Malkiyeh

26-50% | 26-50% | 1-25%

Yes | No info | No

Tal Elfukhar

26-50% | 26-50% | 1-25%

Yes | No | No

Tal Hamdan

51-75% | 1-25% | 1-25%

Yes | No info | No

- 28/101 communities assessed (20 communities are shown on the previous five factsheets, 4 communities are shown on the next factsheet): Tabaqa, Tal Aswad Malkiyeh, Tal Elfukhar, Tal Hamdan

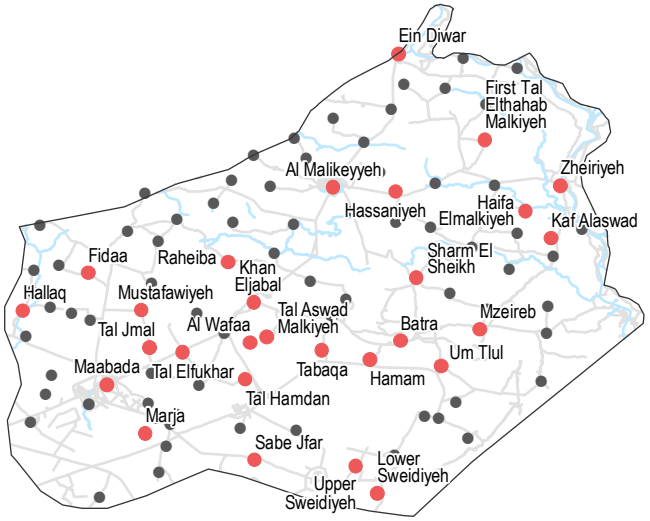

NFIs

Tabaqa

B	NA		NA
C	NA		NA
D	NA		NA
F	NA		NA

Tal Hamdan

B	2200 SYP		NA
C	NA		NA
D	NA		NA
F	NA		NA

Tal Aswad Malkiyeh

B	2200 SYP		NA
C	NA		NA
D	70 SYP		NA
F	NA		NA

Tal Elfukhar

B	NA		NA
C	NA		NA
D	NA		NA
F	NA		NA

Most common electricity source

- Main network
- Generator
- No source
- Solar alternative
- No information

Fuel Prices (SYP)*

- B Butane (cannister)
- C Coal (1kg)
- D Diesel (1 litre)
- F Firewood (1 tonne)

NFI Prices (SYP)*

- Cement (50kg)
- Floor mat (3*4m)
- Plastic tarpaulin (1m²)
- Tent (5 persons)

NA: not available for purchase

Shelter

Most common shelter

- Independent apartment or house
- Shared apartment or house
- Unfinished apartment or house
- Tent
- Private space not for shelter
- Cave/natural shelter
- Collective public space not for shelter
- No IDPs
- No information

Min - Max: rent paid per room (where known)

Tabaqa

NDPs: No info | IDPs: ✕

Tal Hamdan

NDPs: No info | IDPs: ✕

Tal Aswad Malkiyeh

NDPs: No info | IDPs: ✕

Tal Elfukhar

NDPs: No info | IDPs: No info

Livelihoods

	Most common sources of income	Most common strategies used to cope with lack of income / resources
Tabaqa	Daily employment Remittances	Taking loans/buying on credit Borrowing from family/friends
Tal Aswad Malkiyeh	Daily employment Sale of household assets Savings	Borrowing from family/friends Selling household assets Reducing meal size
Tal Elfukhar	Daily employment Allowances Remittances	Children sent to work/beg Skipping meals Reducing meal size
Tal Hamdan	Stable employment Business/trade	Skipping meals Reducing meal size

Most common strategies used to cope with a lack of fuel

Tabaqa

Burning productive assets

Tal Aswad Malkiyeh

No lack of fuel

Tal Hamdan

No lack of fuel

Tal Elfukhar

Burning furniture in use
Burning clothes
Burning waste

* 1 USD = 434 SYP (UN operational rates of exchange as of 1 December 2017)

Humanitarian Situation Overview in Syria (HSOS): Sub-district Factsheets

6/7 Al Malikeyyeh, Al Hasakeh Governorate

Sub-district P-Code: SY080300

November 2017

WASH

Most common water source

Status of water source

- Water is safe to drink
- Water tastes/smells bad
- People sick after drinking
- No information

Sufficiency of available water to meet household needs

- Sufficient
- Insufficient
- No information

Most common method of garbage disposal

Tabaqa
- Closed well
- Buried / burned

Tal Aswad Malkiyeh
- Network
- Left in street / public area

Tal Elfukhar
- Network
- Buried / burned

Tal Hamdan
- Network
- Left in street / public area

- 28/101 communities assessed (20 communities are shown on the previous five factsheets, 4 communities are shown on the next factsheet): Tabaqa, Tal Aswad Malkiyeh, Tal Elfukhar, Tal Hamdan

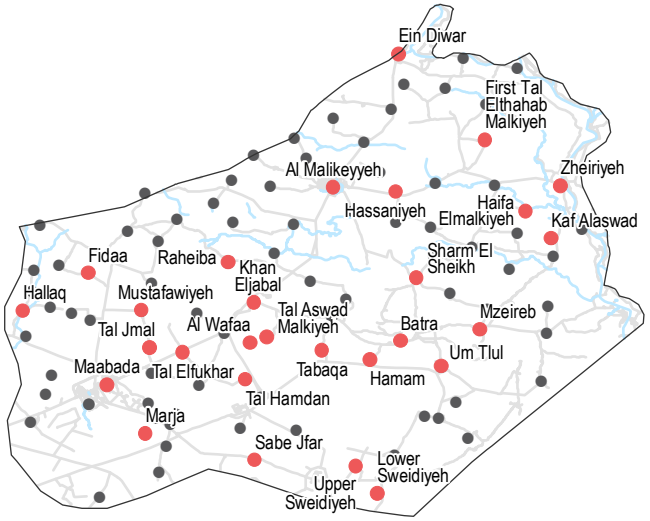

Food Security

Tabaqa

Bread: no info
Rice: 600 SYP
Lentils: 450 SYP
Sugar: 250 SYP
Cooking oil: 450 SYP

- Private bakeries
- No difficulties reported
- 0

Tal Aswad Malkiyeh

Bread: no info
Rice: 450 SYP
Lentils: 400 SYP
Sugar: 350 SYP
Cooking oil: 200 SYP

- Shops
- High price of flour
- Flour not always available
- High price of wheat
- Private bakeries unavailable

Tal Elfukhar

Bread: no info
Rice: no info
Lentils: no info
Sugar: no info
Cooking oil: no info

- Shops
- Flour too expensive
- Private bakeries unavailable

Tal Hamdan

Bread: no info
Rice: 500 SYP
Lentils: 600 SYP
Sugar: 550 SYP
Cooking oil: 600 SYP

- Shops
- No difficulties reported
- Private bakeries unavailable

Main challenges to obtaining food

- No challenges
- Some foods unavailable
- Local production decreased
- Lack of access to markets
- Some foods expensive
- Lack of resources to buy food
- Lack of access to fuel
- Cooking fuel unavailable
- No information

Bread (public): 1 pack
Rice: 1kg
Lentils: 1 kg
Sugar: 1kg
Cooking oil: 1 litre

Access to bread

- Most common source of bread
- Most common barriers to accessing bread
- Number of days, per month, where bread from private bakeries was unavailable

Education

Status of primary schools in village

- Functioning
- Not functioning
- Not available
- No information

Barriers to accessing education services

Tal Elfukhar
Services are too far

Tal Hamdan
Most children accessed education

Tabaqa
Most children accessed education

Tal Aswad Malkiyeh
Most children accessed education

Health

	Most common health problems	Most common barriers to accessing healthcare
Tabaqa	Chronic diseases Severe diseases affecting those aged less than 5 Symptoms of psychological trauma	No facilities in the area High cost of transportation
Tal Aswad Malkiyeh	Disabilities Chronic diseases	No facilities in the area High cost of transportation Disability/Injuries/Illness
Tal Elfukhar	Disabilities Chronic diseases Severe diseases affecting those aged less than 5	No facilities in the area High cost of transportation Old age
Tal Hamdan	Disabilities Acute respiratory infections	No facilities in the area Services are too expensive

* 1 USD = 434 SYP (UN operational rates of exchange as of 1 December 2017)

Humanitarian Situation Overview in Syria (HSOS): Sub-district Factsheets

7/7 Al Malikeyyeh, Al Hasakeh Governorate

Sub-district P-Code: SY080300

November 2017

Displacement

- % of pre-conflict population remaining
- % of population that are female
- % of female-headed households
- IDPs living in village
- New IDP arrivals
- Returnees

Tal Jmal

51-75% | 51-75% | 1-25%

Yes | No info | No

Um Tlul

51-75% | 51-75% | 1-25%

Yes | No info | No

Upper Sweidiyeh

51-75% | 26-50% | 1-25%

Yes | No info | No

Zheiriyeh

76-100% | 26-50% | 1-25%

Yes | No info | No

- 28/101 communities assessed (24 communities are shown on the previous six factsheets): Tal Jmal, Um Tlul, Upper Sweidiyeh, Zheiriyeh

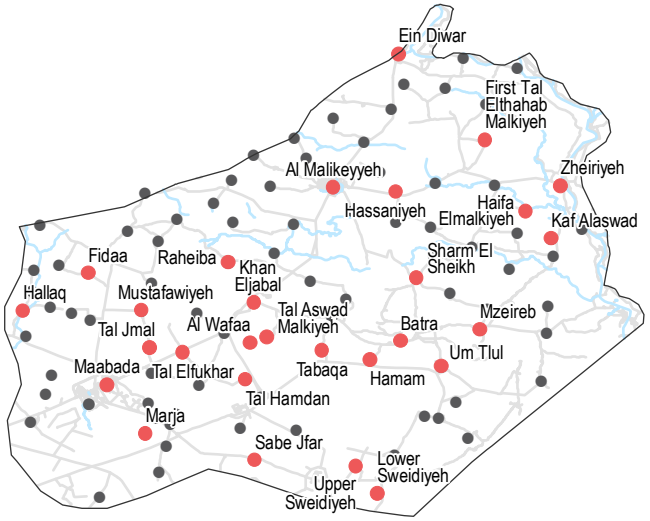

NFIs

Tal Jmal

B	NA		NA
C	NA		NA
D	NA		NA
F	NA		NA

Zheiriyeh

B	NA		NA
C	NA		NA
D	NA		NA
F	NA		NA

Um Tlul

B	2700 SYP		NA
C	NA		NA
D	125 SYP		NA
F	NA		NA

Upper Sweidiyeh

B	2500 SYP		NA
C	NA		7500 SYP
D	50 SYP		NA
F	NA		NA

Most common electricity source

- Main network
- Generator
- No source
- Solar alternative
- No information

Fuel Prices (SYP)*

- B Butane (cannister)
- C Coal (1kg)
- D Diesel (1 litre)
- F Firewood (1 tonne)

NFI Prices (SYP)*

- Cement (50kg)
- Floor mat (3*4m)
- Plastic tarpaulin (1m²)
- Tent (5 persons)

NA: not available for purchase

Most common strategies used to cope with a lack of fuel

Tal Jmal
No lack of fuel

Um Tlul
No lack of fuel

Zheiriyeh
No lack of fuel

Upper Sweidiyeh
No lack of fuel

Shelter

Most common shelter

- Independent apartment or house
- Shared apartment or house
- Unfinished apartment or house
- Tent
- Private space not for shelter
- Cave/natural shelter
- Collective public space not for shelter
- No IDPs
- No information

Min - Max: rent paid per room (where known)

Tal Jmal

NDPs: No info | IDPs: ✕

Zheiriyeh

NDPs: No info | IDPs: ✕

Um Tlul

NDPs: No info | IDPs: ✕

Upper Sweidiyeh

NDPs: No info | IDPs: ✕

Livelihoods

	Most common sources of income	Most common strategies used to cope with lack of income / resources
Tal Jmal	Stable employment Farm owning Support from family/friends	Borrowing from family/friends
Um Tlul	Stable employment Daily employment Remittances	Borrowing from family/friends Skipping meals Reducing meal size
Upper Sweidiyeh	High risk/illegal work Farm owning Remittances	Borrowing from family/friends High risk/illegal work Skipping meals
Zheiriyeh	Stable employment Farm owning Remittances	Borrowing from family/friends Skipping meals Reducing meal size

* 1 USD = 434 SYP (UN operational rates of exchange as of 1 December 2017)

7/7 Al Malikeyyeh, Al Hasakeh Governorate

WASH

Most common water source

Status of water source
- Water is safe to drink
- Water tastes/smells bad
- People sick after drinking
- No information

Sufficiency of available water to meet household needs
- Sufficient
- Insufficient
- No information

Most common method of garbage disposal

Tal Jmal
- Network
- Disposed at designated site

Um Tlul
- Closed well
- Buried / burned

Upper Sweidiyeh
- Closed well
- Buried / burned

Zheiriyeh
- Network
- Public free collection

- 28/101 communities assessed (24 communities are shown on the previous six factsheets): Tal Jmal, Um Tlul, Upper Sweidiyeh, Zheiriyeh

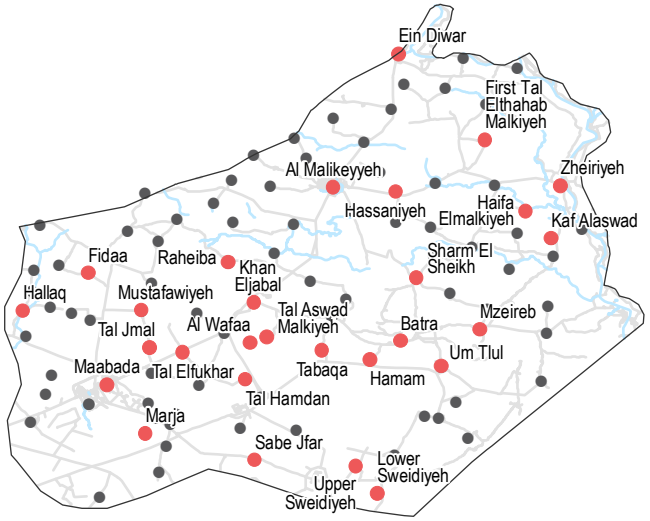

Food Security

Tal Jmal
Bread: no info
Rice: 500 SYP
Lentils: no info
Sugar: 375 SYP
Cooking oil: 560 SYP

Shops
High price of yeast
Flour not always available
Insufficient electricity/fuel
21 or more

Um Tlul
Bread: no info
Rice: 600 SYP
Lentils: 225 SYP
Sugar: 500 SYP
Cooking oil: 600 SYP

Shops
No difficulties reported
Private bakeries unavailable

Upper Sweidiyeh
Bread: no info
Rice: 500 SYP
Lentils: 500 SYP
Sugar: 400 SYP
Cooking oil: 600 SYP

Shops
No difficulties reported
Private bakeries unavailable

Zheiriyeh
Bread: no info
Rice: 500 SYP
Lentils: 400 SYP
Sugar: no info
Cooking oil: 600 SYP

Shops
No difficulties reported
Private bakeries unavailable

Main challenges to obtaining food
- No challenges
- Some foods unavailable
- Local production decreased
- Lack of access to markets
- Some foods expensive
- Lack of resources to buy food
- Lack of access to fuel
- Cooking fuel unavailable
- No information

Bread (public): 1 pack
Rice: 1kg
Lentils: 1 kg
Sugar: 1kg
Cooking oil: 1 litre

Access to bread
- Most common source of bread
- Most common barriers to accessing bread
- Number of days, per month, where bread from private bakeries was unavailable

Education

Status of primary schools in village
- Functioning
- Not functioning
- Not available
- No information

Barriers to accessing education services

Tal Jmal
Most children accessed education

Um Tlul
Most children accessed education

Upper Sweidiyeh
Most children accessed education

Zheiriyeh
Most children accessed education

Health

	Most common health problems	Most common barriers to accessing healthcare
Tal Jmal	Chronic diseases Severe diseases affecting those aged less than 5 Symptoms of psychological trauma	No facilities in the area High cost of transportation
Um Tlul	Maternal health issues Acute respiratory infections Severe diseases affecting those aged less than 5	No facilities in the area High cost of transportation
Upper Sweidiyeh	Diarrhoea Acute respiratory infections Fever	No facilities in the area Services are too expensive
Zheiriyeh	Chronic diseases Pregnancy related diseases Severe diseases affecting those aged less than 5	No facilities in the area Security concerns around travel Services are too expensive

* 1 USD = 434 SYP (UN operational rates of exchange as of 1 December 2017)

Humanitarian Situation Overview in Syria (HSOS): Sub-district Factsheets

Amuda, Al Hasakeh Governorate

Sub-district P-Code: SY080202

November 2017

Displacement

- % of pre-conflict population remaining
- % of population that are female
- % of female-headed households
- IDPs living in village
- New IDP arrivals
- Returnees

Bab Elkheir

76-100% | 51-75% | 26-50%

Yes | No info | No

Haniya

76-100% | 1-25% | 1-25%

Yes | No info | No

Tal Aswad Amudeh

51-75% | 1-25% | 1-25%

Yes | No info | No

• 3/64 communities assessed : Bab Elkheir, Haniya, Tal Aswad Amudeh

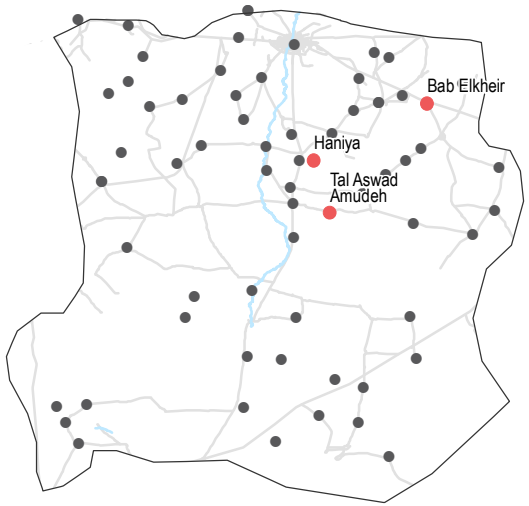

NFIs

Bab Elkheir

B	2000 SYP	Cement (50kg)	NA
C	900 SYP	Floor mat (3*4m)	5100 SYP
D	40 SYP	Plastic tarpaulin (1m²)	NA
F	NA	Tent (5 persons)	NA

Haniya

B	NA	Cement (50kg)	NA
C	NA	Floor mat (3*4m)	NA
D	NA	Plastic tarpaulin (1m²)	NA
F	NA	Tent (5 persons)	NA

Tal Aswad Amudeh

B	4000 SYP	Cement (50kg)	NA
C	NA	Floor mat (3*4m)	NA
D	NA	Plastic tarpaulin (1m²)	NA
F	NA	Tent (5 persons)	NA

Most common electricity source

- Main network
- Generator
- No source
- Solar alternative
- No information

Fuel Prices (SYP)*

- B Butane (cannister)
- C Coal (1kg)
- D Diesel (1 litre)
- F Firewood (1 tonne)

NFI Prices (SYP)*

- Cement (50kg)
- Floor mat (3*4m)
- Plastic tarpaulin (1m²)
- Tent (5 persons)

NA: not available for purchase

Shelter

Most common shelter

- Independent apartment or house
- Shared apartment or house
- Unfinished apartment or house
- Tent
- Private space not for shelter
- Cave/natural shelter
- Collective public space not for shelter
- No IDPs
- No information

Min - Max: rent paid per room (where known)

Bab Elkheir

NDPs: Independent apartment or house | IDPs: No information

Haniya

NDPs: Independent apartment or house | IDPs: No information

Tal Aswad Amudeh

NDPs: Independent apartment or house | IDPs: No information

Livelihoods

	Most common sources of income	Most common strategies used to cope with lack of income / resources
Bab Elkheir	Stable employment Farm owning Remittances	Borrowing from family/friends Reducing meal size
Haniya	Stable employment Farm owning Remittances	Borrowing from family/friends
Tal Aswad Amudeh	Daily employment Farm owning Business/trade	Taking loans/buying on credit Borrowing from family/friends

Most common strategies used to cope with a lack of fuel

Bab Elkheir

Burning furniture in use
Burning productive assets
Burning clothes

Haniya

Burning furniture in use
Burning productive assets

Tal Aswad Amudeh

No lack of fuel

* 1 USD = 434 SYP (UN operational rates of exchange as of 1 December 2017)

Humanitarian Situation Overview in Syria (HSOS): Sub-district Factsheets

Amuda, Al Hasakeh Governorate

Sub-district P-Code: SY080202

November 2017

WASH

Most common water source

Status of water source

- Water is safe to drink
- Water tastes/smells bad
- People sick after drinking
- No information

Sufficiency of available water to meet household needs

- Sufficient
- Insufficient
- No information

Most common method of garbage disposal

Bab Elkheir
- Closed well
- Buried / burned

Haniya
- Network
- Private paid collection

Tal Aswad Amudeh
- No consensus
- No consensus

• 3/64 communities assessed : Bab Elkheir, Haniya, Tal Aswad Amudeh

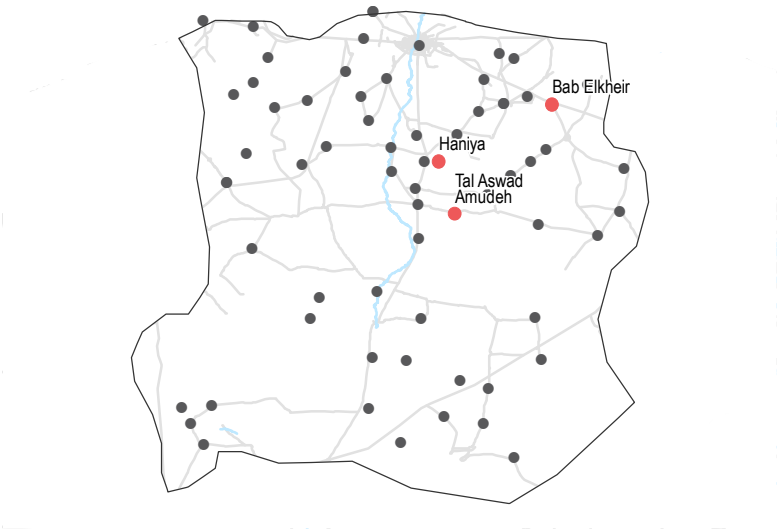

Food Security

Bab Elkheir

Bread: no info
Rice: 600 SYP
Lentils: 400 SYP
Sugar: 400 SYP
Cooking oil: 530 SYP

- Shops
- No difficulties reported
- Private bakeries unavailable

Haniya

Bread: no info
Rice: no info
Lentils: 500 SYP
Sugar: no info
Cooking oil: no info

- Shops
- Yeast too expensive
- Private bakeries unavailable

Tal Aswad Amudeh

Bread: no info
Rice: 800 SYP
Lentils: 550 SYP
Sugar: 400 SYP
Cooking oil: 925 SYP

- No consensus
- No difficulties reported
- Private bakeries unavailable

Main challenges to obtaining food

- No challenges
- Some foods unavailable
- Local production decreased
- Lack of access to markets
- Some foods expensive
- Lack of resources to buy food
- Lack of access to fuel
- Cooking fuel unavailable
- No information

Bread (public): 1 pack
Rice: 1kg
Lentils: 1 kg
Sugar: 1kg
Cooking oil: 1 litre

Access to bread

- Most common source of bread
- Most common barriers to accessing bread
- Number of days, per month, where bread from private bakeries was unavailable

Education

Status of primary schools in village

- Functioning
- Not functioning
- Not available
- No information

Barriers to accessing education services

Tal Aswad Amudeh
Lack of teaching staff

Bab Elkheir
Lack of teaching staff
Lack of school supplies
Parents do not approve of curriculum

Haniya
Most children accessed education

Health

	Most common health problems	Most common barriers to accessing healthcare
Bab Elkheir	Diarrhoea Chronic diseases Acute respiratory infections	No facilities in the area High cost of transportation Services are too expensive
Haniya	Diarrhoea Maternal health issues Acute respiratory infections	No facilities in the area High cost of transportation Services are too expensive
Tal Aswad Amudeh	Chronic diseases Severe diseases affecting those aged less than 5	No facilities in the area High cost of transportation Services are too expensive

* 1 USD = 434 SYP (UN operational rates of exchange as of 1 December 2017)

Humanitarian Situation Overview in Syria (HSOS): Sub-district Factsheets

Sub-district P-Code: SY080004

Be'r Al Hulo Al Wardeyyeh, Al Hasakeh Governorate

November 2017

Displacement

- % of pre-conflict population remaining
- % of population that are female
- % of female-headed households
- IDPs living in village
- New IDP arrivals
- Returnees

Tal Brak

76-100% | 1-25% | 1-25%

Yes | No info | No

• 1/43 community assessed : Tal Brak

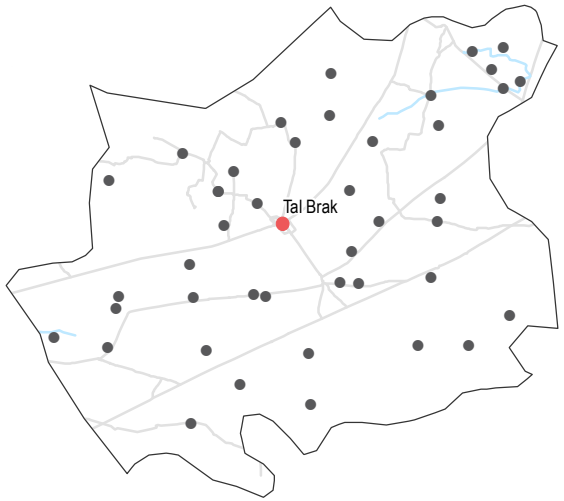

NFIs

Tal Brak

B 5000 SYP	2000 SYP
C NA	7000 SYP
D 105 SYP	NA
F NA	NA

Most common electricity source

- Main network
- Generator
- No source
- Solar alternative
- No information

Fuel Prices (SYP)*

- B Butane (cannister)
- C Coal (1kg)
- D Diesel (1 litre)
- F Firewood (1 tonne)

NFI Prices (SYP)*

- Cement (50kg)
- Floor mat (3*4m)
- Plastic tarpaulin (1m²)
- Tent (5 persons)

NA: not available for purchase

Shelter

Most common shelter

- Independent apartment or house
- Shared apartment or house
- Unfinished apartment or house
- Tent
- Private space not for shelter
- Cave/natural shelter
- Collective public space not for shelter
- No IDPs
- No information

Min - Max: rent paid per room (where known)

Tal Brak

NDPs: 4000 - 6000 SYP

IDPs: ✕

Livelihoods

	Most common sources of income	Most common strategies used to cope with lack of income / resources
Tal Brak	Stable employment Farm owning Remittances	Taking loans/buying on credit

Tal Brak

No lack of fuel

Most common strategies used to cope with a lack of fuel

* 1 USD = 434 SYP (UN operational rates of exchange as of 1 December 2017)

Humanitarian Situation Overview in Syria (HSOS): Sub-district Factsheets

Sub-district P-Code: SY080004

Be'r Al Hulo Al Wardeyyeh, Al Hasakeh Governorate

November 2017

WASH

Most common water source

Status of water source

- Water is safe to drink
- Water tastes/smells bad
- People sick after drinking
- No information

Sufficiency of available water to meet household needs

- Sufficient
- Insufficient
- No information

Most common method of garbage disposal

Tal Brak

- Network
- Public free collection

• 1/43 community assessed : Tal Brak

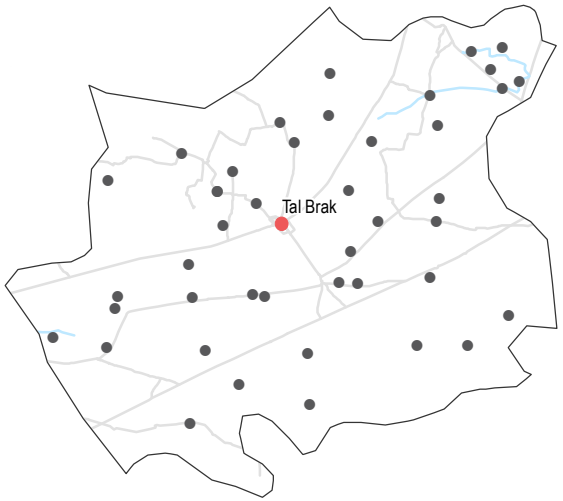

Food Security

Tal Brak

Bread: 80 SYP
Rice: 950 SYP
Lentils: 500 SYP
Sugar: 850 SYP
Cooking oil: 900 SYP

- Public bakeries
- No difficulties reported
- 0

Main challenges to obtaining food

- No challenges
- Some foods unavailable
- Local production decreased
- Lack of access to markets
- Some foods expensive
- Lack of resources to buy food
- Lack of access to fuel
- Cooking fuel unavailable
- No information

Bread (public): 1 pack
Rice: 1kg
Lentils: 1 kg
Sugar: 1kg
Cooking oil: 1 litre

Access to bread

- Most common source of bread
- Most common barriers to accessing bread
- Number of days, per month, where bread from private bakeries was unavailable

Education

Status of primary schools in village

- Functioning
- Not functioning
- Not available
- No information

Barriers to accessing education services

Tal Brak

Most children accessed education

Health

	Most common health problems	Most common barriers to accessing healthcare
Tal Brak	Fever Severe diseases affecting those aged less than 5	High cost of transportation Services are too expensive

* 1 USD = 434 SYP (UN operational rates of exchange as of 1 December 2017)

Humanitarian Situation Overview in Syria (HSOS): Sub-district Factsheets

Darbasiyah, Al Hasakeh Governorate

Sub-district P-Code: SY080401

November 2017

Displacement

- % of pre-conflict population remaining
- % of population that are female
- % of female-headed households
- IDPs living in village
- New IDP arrivals
- Returnees

Enabeyah

51-75% | 26-50% | 1-25%

Yes | No info | No

• 1/58 community assessed : Enabeyah

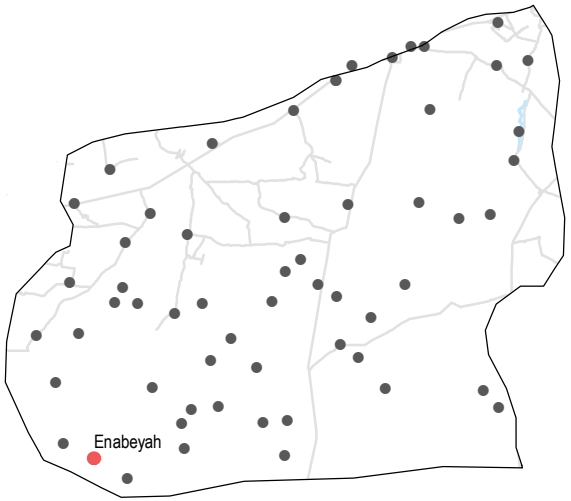

NFIs

Enabeyah

B 2700 SYP | NA
C NA | NA
D NA | NA
F NA | NA

Most common electricity source

- Main network
- Generator
- No source
- Solar alternative
- No information

Fuel Prices (SYP)*

- B Butane (cannister)
- C Coal (1kg)
- D Diesel (1 litre)
- F Firewood (1 tonne)

NFI Prices (SYP)*

- Cement (50kg)
- Floor mat (3*4m)
- Plastic tarpaulin (1m²)
- Tent (5 persons)

NA: not available for purchase

Shelter

Most common shelter

- Independent apartment or house
- Shared apartment or house
- Unfinished apartment or house
- Tent
- Private space not for shelter
- Cave/natural shelter
- Collective public space not for shelter
- No IDPs
- No information

Min - Max: rent paid per room (where known)

Enabeyah

NDPs: No info | IDPs: ✕

Livelihoods

	Most common sources of income	Most common strategies used to cope with lack of income / resources
Enabeyah	Stable employment Daily employment Remittances	Borrowing from family/friends

Enabeyah

No lack of fuel

Most common strategies used to cope with a lack of fuel

* 1 USD = 434 SYP (UN operational rates of exchange as of 1 December 2017)

Humanitarian Situation Overview in Syria (HSOS): Sub-district Factsheets

Darbasiyah, Al Hasakeh Governorate

Sub-district P-Code: SY080401

November 2017

WASH

Most common water source

Status of water source

- Water is safe to drink
- Water tastes/smells bad
- People sick after drinking
- No information

Sufficiency of available water to meet household needs

- Sufficient
- Insufficient
- No information

Most common method of garbage disposal

Enabeyah

- Network
- Public free collection

• 1/58 community assessed : Enabeyah

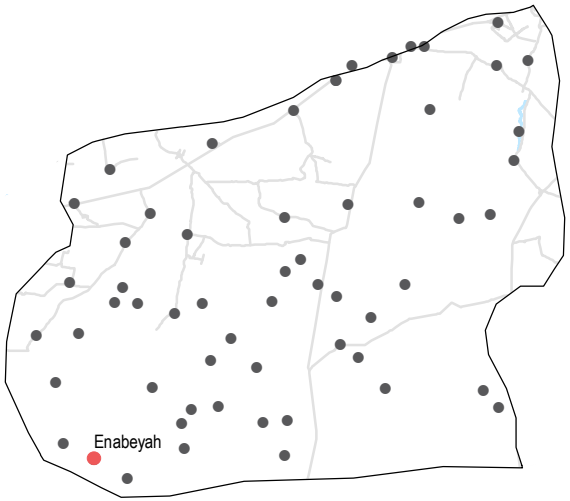

Food Security

Enabeyah

Bread: no info
Rice: 650 SYP
Lentils: 400 SYP
Sugar: 450 SYP
Cooking oil: 900 SYP

- Private bakeries
- Yeast not always available
- Flour not always available
- Insufficient electricity/fuel
- 1 to 10

Main challenges to obtaining food

- No challenges
- Some foods unavailable
- Local production decreased
- Lack of access to markets
- Some foods expensive
- Lack of resources to buy food
- Lack of access to fuel
- Cooking fuel unavailable
- No information

Bread (public): 1 pack
Rice: 1kg
Lentils: 1 kg
Sugar: 1kg
Cooking oil: 1 litre

Access to bread

- Most common source of bread
- Most common barriers to accessing bread
- Number of days, per month, where bread from private bakeries was unavailable

Education

Status of primary schools in village

- Functioning
- Not functioning
- Not available
- No information

Barriers to accessing education services

Enabeyah

Most children accessed education

Health

	Most common health problems	Most common barriers to accessing healthcare
Enabeyah	Chronic diseases Pregnancy related diseases Severe diseases affecting those aged less than 5	No facilities in the area High cost of transportation Services are too expensive

* 1 USD = 434 SYP (UN operational rates of exchange as of 1 December 2017)

Humanitarian Situation Overview in Syria (HSOS): Sub-district Factsheets

1/3 Jawadiyah, Al Hasakeh Governorate

Sub-district P-Code: SY080301

November 2017

Displacement

- % of pre-conflict population remaining
- % of population that are female
- % of female-headed households
- IDPs living in village
- New IDP arrivals
- Returnees

Abbasiyeh
51-75% | 26-50% | 1-25%
Yes | No info | No

Abra
51-75% | 26-50% | 26-50%
Yes | No info | Yes

Abu Baker
76-100% | 26-50% | 26-50%
Yes | No info | No

Ali Badran
26-50% | 26-50% | 1-25%
Yes | No info | Yes

Bab Elhadid
76-100% | 51-75% | 1-25%
Yes | No info | No

- 14/42 communities assessed (9 communities are shown on the next two factsheets): Abbasiyeh, Abra, Abu Baker, Ali Badran, Bab Elhadid

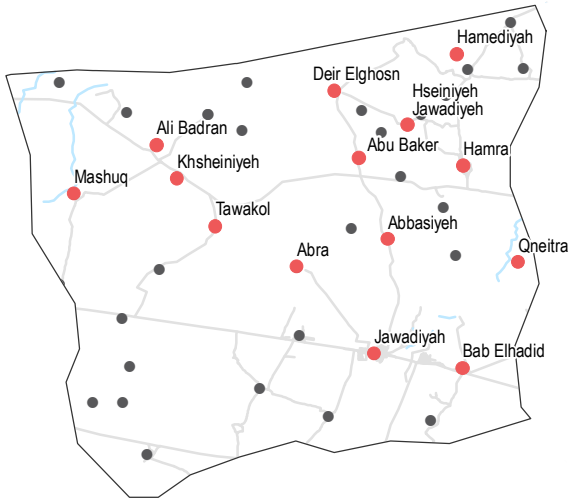

NFIs

Abbasiyeh
B 2100 SYP | 3300 SYP
C 950 SYP | 5500 SYP
D 40 SYP | NA
F NA | NA

Ali Badran
B 2100 SYP | NA
C NA | NA
D 75 SYP | NA
F NA | NA

Abra
B 2300 SYP | NA
C NA | NA
D NA | NA
F NA | NA

Bab Elhadid
B 2200 SYP | NA
C NA | NA
D 100 SYP | NA
F NA | NA

Abu Baker
B NA | NA
C NA | NA
D NA | NA
F NA | NA

Most common electricity source
- Main network
- Generator
- No source
- Solar alternative
- No information

Fuel Prices (SYP)*
- B Butane (cannister)
- C Coal (1kg)
- D Diesel (1 litre)
- F Firewood (1 tonne)

NFI Prices (SYP)*
- Cement (50kg)
- Floor mat (3*4m)
- Plastic tarpaulin (1m²)
- Tent (5 persons)

NA: not available for purchase

Most common strategies used to cope with a lack of fuel

Abbasiyeh
No lack of fuel

Abra
No lack of fuel

Ali Badran
No lack of fuel

Abu Baker
No lack of fuel

Bab Elhadid
No lack of fuel

Shelter

Most common shelter
- Independent apartment or house
- Shared apartment or house
- Unfinished apartment or house
- Tent
- Private space not for shelter
- Cave/natural shelter
- Collective public space not for shelter
- No IDPs
- No information

Min - Max: rent paid per room (where known)

Abbasiyeh
NDPs: No info | IDPs: ✕

Ali Badran
NDPs: No info | IDPs: ✕

Abra
NDPs: No info | IDPs: ✕

Bab Elhadid
NDPs: No info | IDPs: ✕

Abu Baker
NDPs: No info | IDPs: ✕

Livelihoods

	Most common sources of income	Most common strategies used to cope with lack of income / resources
Abbasiyeh	Stable employment Farm owning Remittances	Taking loans/buying on credit
Abra	Stable employment Farm owning Business/trade	Taking loans/buying on credit
Abu Baker	Stable employment Daily employment Remittances	Borrowing from family/friends Skipping meals
Ali Badran	Daily employment Farm owning Remittances	Taking loans/buying on credit Borrowing from family/friends
Bab Elhadid	Stable employment Support from family/friends Cash items	Reducing meal size

* 1 USD = 434 SYP (UN operational rates of exchange as of 1 December 2017)

Humanitarian Situation Overview in Syria (HSOS): Sub-district Factsheets

1/3 Jawadiyah, Al Hasakeh Governorate

Sub-district P-Code: SY080301

November 2017

WASH

Most common water source

Status of water source

- Water is safe to drink
- Water tastes/smells bad
- People sick after drinking
- No information

Sufficiency of available water to meet household needs

- Sufficient
- Insufficient
- No information

Most common method of garbage disposal

Abbasiyeh
Closed well
Private paid collection

Abra
Network
Private paid collection

Abu Baker
Closed well
Private paid collection

Ali Badran
Open well
Public free collection

Bab Elhadid
Network
Private paid collection

- 14/42 communities assessed (9 communities are shown on the next two factsheets): Abbasiyeh, Abra, Abu Baker, Ali Badran, Bab Elhadid

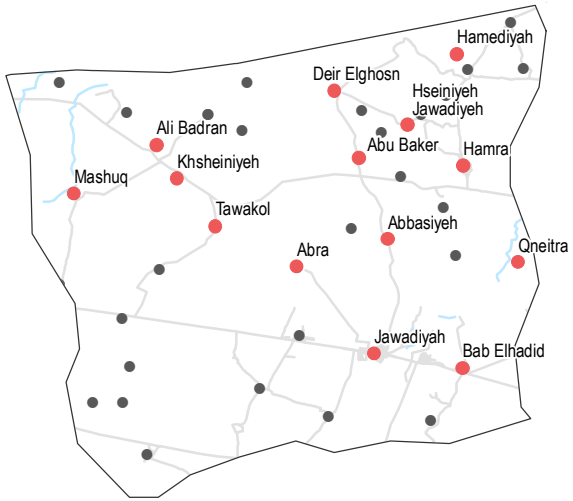

Food Security

Abbasiyeh
Bread: no info
Rice: 500 SYP
Lentils: 400 SYP
Sugar: 400 SYP
Cooking oil: 600 SYP

Shops
High price of flour
Flour not always available
Insufficient electricity/fuel
1 to 10

Abra
Bread: no info
Rice: 400 SYP
Lentils: 300 SYP
Sugar: 400 SYP
Cooking oil: 600 SYP

Shops
No difficulties reported
21 or more

Abu Baker
Bread: no info
Rice: no info
Lentils: no info
Sugar: no info
Cooking oil: no info

Bread is not available in the village
No difficulties reported
Private bakeries unavailable

Ali Badran
Bread: no info
Rice: 700 SYP
Lentils: 470 SYP
Sugar: 550 SYP
Cooking oil: 575 SYP

Shops
No difficulties reported
Private bakeries unavailable

Bab Elhadid
Bread: no info
Rice: 500 SYP
Lentils: 300 SYP
Sugar: 350 SYP
Cooking oil: 600 SYP

Shops
No difficulties reported
0

Main challenges to obtaining food

- No challenges
- Some foods unavailable
- Local production decreased
- Lack of access to markets
- Some foods expensive
- Lack of resources to buy food
- Lack of access to fuel
- Cooking fuel unavailable
- No information

Bread (public): 1 pack
Rice: 1kg
Lentils: 1 kg
Sugar: 1kg
Cooking oil: 1 litre

Access to bread

- Most common source of bread
- Most common barriers to accessing bread
- Number of days, per month, where bread from private bakeries was unavailable

Education

Status of primary schools in village

- Functioning
- Not functioning
- Not available
- No information

Barriers to accessing education services

Abbasiyeh
Most children accessed education

Abra
Most children accessed education

Abu Baker
Most children accessed education

Ali Badran
Most children accessed education

Bab Elhadid
Most children accessed education

Health

	Most common health problems	Most common barriers to accessing healthcare
Abbasiyeh	Disabilities Chronic diseases Maternal health issues	No facilities in the area High cost of transportation Services are too expensive
Abra	Chronic diseases	No facilities in the area
Abu Baker	Chronic diseases Pregnancy related diseases Severe diseases affecting those aged less than 5	No facilities in the area High cost of transportation Services are too expensive
Ali Badran	Pregnancy related diseases Maternal health issues Severe diseases affecting those aged less than 5	No facilities in the area High cost of transportation Services are too expensive
Bab Elhadid	Diarrhoea Chronic diseases Severe diseases affecting those aged less than 5	No facilities in the area Services are too expensive

* 1 USD = 434 SYP (UN operational rates of exchange as of 1 December 2017)

Humanitarian Situation Overview in Syria (HSOS): Sub-district Factsheets

2/3 Jawadiyah, Al Hasakeh Governorate

Sub-district P-Code: SY080301

November 2017

Displacement

- % of pre-conflict population remaining
- % of population that are female
- % of female-headed households
- IDPs living in village
- New IDP arrivals
- Returnees

Deir Elghosn
51-75% | 51-75% | 1-25%
Yes | No info | No

Hamediyah
76-100% | 51-75% | 1-25%
Yes | No info | No

Hamra
76-100% | 51-75% | 1-25%
Yes | No info | No

Hseiniyeh Jawadiyeh
51-75% | 26-50% | 1-25%
Yes | No info | No

Jawadiyah
76-100% | 51-75% | 1-25%
Yes | Yes | No

•14/42 communities assessed (5 communities are shown on the previous factsheet, 4 communities are shown on the next factsheet): Deir Elghosn, Hamediyah, Hamra, Hseiniyeh Jawadiyeh, Jawadiyah

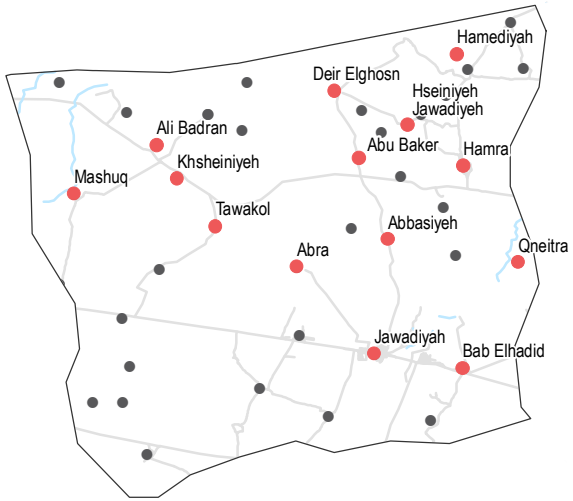

NFIs

Deir Elghosn
B 2450 SYP | NA
C NA | NA
D NA | NA
F NA | NA

Hseiniyeh Jawadiyeh
B NA | NA
C NA | NA
D NA | NA
F NA | NA

Hamediyah
B NA | NA
C NA | NA
D NA | NA
F NA | NA

Jawadiyah
B 3000 SYP | 2000 SYP
C NA | 8000 SYP
D 40 SYP | 700 SYP
F NA | NA

Hamra
B 2200 SYP | NA
C NA | NA
D NA | NA
F NA | NA

Most common electricity source
- Main network
- Generator
- No source
- Solar alternative
- No information

Fuel Prices (SYP)*
- B Butane (cannister)
- C Coal (1kg)
- D Diesel (1 litre)
- F Firewood (1 tonne)

NFI Prices (SYP)*
- Cement (50kg)
- Floor mat (3*4m)
- Plastic tarpaulin (1m²)
- Tent (5 persons)

NA: not available for purchase

Shelter

Most common shelter
- Independent apartment or house
- Shared apartment or house
- Unfinished apartment or house
- Tent
- Private space not for shelter
- Cave/natural shelter
- Collective public space not for shelter
- No IDPs
- No information

Min - Max: rent paid per room (where known)

Deir Elghosn
NDPs: No info | IDPs: No information

Hseiniyeh Jawadiyeh
NDPs: No info | IDPs: No information

Hamediyah
NDPs: No info | IDPs: No information

Jawadiyah
NDPs: 3000 - 10000 SYP | IDPs: 3000 - 10000 SYP

Hamra
NDPs: No info | IDPs: No information

Livelihoods

	Most common sources of income	Most common strategies used to cope with lack of income / resources
Deir Elghosn	Stable employment Farm owning Remittances	Taking loans/buying on credit
Hamediyah	Stable employment Daily employment Allowances	Reducing meal size
Hamra	Stable employment Daily employment Remittances	Reducing meal size
Hseiniyeh Jawadiyeh	Stable employment Daily employment Farm owning	High risk/illegal work Reducing meal size
Jawadiyah	Stable employment Business/trade Remittances	Taking loans/buying on credit Borrowing from family/friends

Most common strategies used to cope with a lack of fuel

Deir Elghosn
No lack of fuel

Hamediyah
No lack of fuel

Hseiniyeh Jawadiyeh
Burning furniture in use
Burning productive assets

Hamra
No lack of fuel

Jawadiyah
No lack of fuel

* 1 USD = 434 SYP (UN operational rates of exchange as of 1 December 2017)

Humanitarian Situation Overview in Syria (HSOS): Sub-district Factsheets

2/3 Jawadiyah, Al Hasakeh Governorate

Sub-district P-Code: SY080301

November 2017

WASH

Most common water source

Status of water source

- Water is safe to drink
- Water tastes/smells bad
- People sick after drinking
- No information

Sufficiency of available water to meet household needs

- Sufficient
- Insufficient
- No information

Most common method of garbage disposal

Deir Elghosn
Network
Public free collection

Hamediyah
Network
Disposed at designated site

Hamra
Network
Public free collection

Hseiniyeh Jawadiyeh
Closed well
Private paid collection

Jawadiyah
Network
Public free collection

•14/42 communities assessed (5 communities are shown on the previous factsheet, 4 communities are shown on the next factsheet): Deir Elghosn, Hamediyah, Hamra, Hseiniyeh Jawadiyeh, Jawadiyah

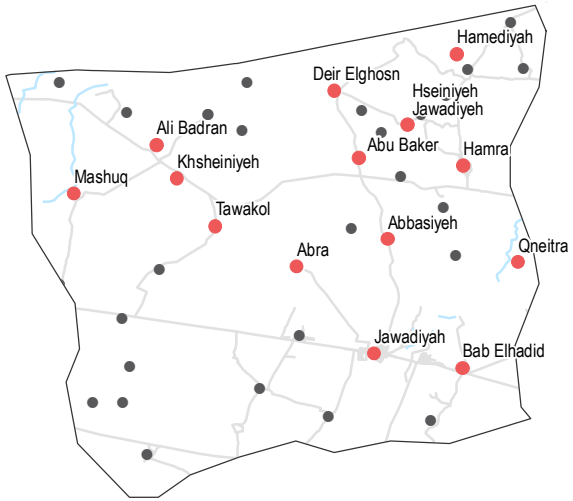

Food Security

Deir Elghosn
Bread: no info
Rice: 600 SYP
Lentils: 400 SYP
Sugar: 725 SYP
Cooking oil: 1000 SYP
Private bakeries
No difficulties reported
0

Hamediyah
Bread: no info
Rice: 500 SYP
Lentils: 200 SYP
Sugar: 600 SYP
Cooking oil: 500 SYP
Shops
No difficulties reported
Private bakeries unavailable

Hamra
Bread: no info
Rice: 450 SYP
Lentils: 450 SYP
Sugar: 325 SYP
Cooking oil: 625 SYP
Private bakeries
No difficulties reported
0

Hseiniyeh Jawadiyeh
Bread: no info
Rice: no info
Lentils: 0 SYP
Sugar: no info
Cooking oil: no info
Shops
No difficulties reported
Private bakeries unavailable

Jawadiyah
Bread: no info
Rice: 450 SYP
Lentils: 450 SYP
Sugar: 325 SYP
Cooking oil: 500 SYP
Private bakeries
No difficulties reported
1 to 10

Main challenges to obtaining food

- No challenges
- Some foods unavailable
- Local production decreased
- Lack of access to markets
- Some foods expensive
- Lack of resources to buy food
- Lack of access to fuel
- Cooking fuel unavailable
- No information

Bread (public): 1 pack
Rice: 1kg
Lentils: 1 kg
Sugar: 1kg
Cooking oil: 1 litre

Access to bread

- Most common source of bread
- Most common barriers to accessing bread
- Number of days, per month, where bread from private bakeries was unavailable

Education

Status of primary schools in village

- Functioning
- Not functioning
- Not available
- No information

Barriers to accessing education services

Deir Elghosn
Most children accessed education

Hamediyah
Most children accessed education

Hamra
Most children accessed education

Hseiniyeh Jawadiyeh
Most children accessed education

Jawadiyah
Most children accessed education

Health

	Most common health problems	Most common barriers to accessing healthcare
Deir Elghosn	Chronic diseases Acute respiratory infections Severe diseases affecting those aged less than 5	Services are too expensive
Hamediyah	Maternal health issues Severe diseases affecting those aged less than 5 Symptoms of psychological trauma	No facilities in the area High cost of transportation Services are too expensive
Hamra	Chronic diseases Severe diseases affecting those aged less than 5 Symptoms of psychological trauma	Security concerns around travel High cost of transportation Security concerns around entering facilities
Hseiniyeh Jawadiyeh	Pregnancy related diseases Acute respiratory infections Severe diseases affecting those aged less than 5	No facilities in the area High cost of transportation Services are too expensive
Jawadiyah	Diarrhoea Acute respiratory infections Fever	Lack of transportation Services are too expensive

* 1 USD = 434 SYP (UN operational rates of exchange as of 1 December 2017)

Humanitarian Situation Overview in Syria (HSOS): Sub-district Factsheets

3/3 Jawadiyah, Al Hasakeh Governorate

Sub-district P-Code: SY080301

November 2017

Displacement

- % of pre-conflict population remaining
- % of population that are female
- % of female-headed households
- IDPs living in village
- New IDP arrivals
- Returnees

Khsheiniyeh
26-50% | 1-25% | 1-25%
Yes | No info | No

Mashuq
51-75% | 26-50% | 1-25%
Yes | No info | No

Qneitra
51-75% | 51-75% | 1-25%
Yes | No info | No

Tawakol
51-75% | 26-50% | 1-25%
Yes | No info | No

- 14/42 communities assessed (10 communities are shown on the previous two factsheets): Khsheiniyeh, Mashuq, Qneitra, Tawakol

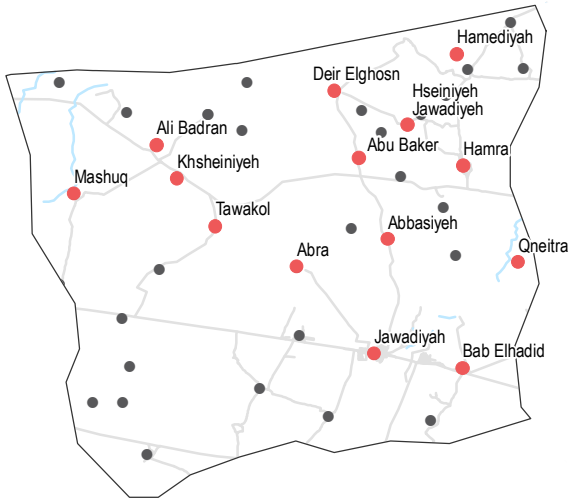

NFIs

Khsheiniyeh

B	2500 SYP	Cement (50kg)	NA
C	NA	Floor mat (3*4m)	NA
D	70 SYP	Plastic tarpaulin (1m²)	NA
F	NA	Tent (5 persons)	NA

Tawakol

B	NA	Cement (50kg)	NA
C	NA	Floor mat (3*4m)	NA
D	NA	Plastic tarpaulin (1m²)	NA
F	NA	Tent (5 persons)	NA

Mashuq

B	2200 SYP	Cement (50kg)	NA
C	NA	Floor mat (3*4m)	NA
D	NA	Plastic tarpaulin (1m²)	NA
F	NA	Tent (5 persons)	NA

Qneitra

B	NA	Cement (50kg)	NA
C	NA	Floor mat (3*4m)	NA
D	NA	Plastic tarpaulin (1m²)	NA
F	NA	Tent (5 persons)	NA

Most common electricity source
- Main network
- Generator
- No source
- Solar alternative
- No information

Fuel Prices (SYP)*
- B Butane (cannister)
- C Coal (1kg)
- D Diesel (1 litre)
- F Firewood (1 tonne)

NFI Prices (SYP)*
- Cement (50kg)
- Floor mat (3*4m)
- Plastic tarpaulin (1m²)
- Tent (5 persons)

NA: not available for purchase

Most common strategies used to cope with a lack of fuel

Khsheiniyeh
No lack of fuel

Mashuq
Burning furniture in use

Tawakol
No lack of fuel

Qneitra
No lack of fuel

Shelter

Most common shelter
- Independent apartment or house
- Shared apartment or house
- Unfinished apartment or house
- Tent
- Private space not for shelter
- Cave/natural shelter
- Collective public space not for shelter
- No IDPs
- No information

Min - Max: rent paid per room (where known)

Khsheiniyeh
NDPs: No info | IDPs: ✕

Tawakol
NDPs: No info | IDPs: ✕

Mashuq
NDPs: No info | IDPs: ✕

Qneitra
NDPs: No info | IDPs: ✕

Livelihoods

	Most common sources of income	Most common strategies used to cope with lack of income / resources
Khsheiniyeh	Stable employment Daily employment Support from family/friends	Borrowing from family/friends Selling household assets Skipping meals
Mashuq	Stable employment Remittances	Skipping meals Reducing meal size
Qneitra	Stable employment Farm owning Remittances	No info
Tawakol	Daily employment Remittances	Borrowing from family/friends Skipping meals Reducing meal size

* 1 USD = 434 SYP (UN operational rates of exchange as of 1 December 2017)

Humanitarian Situation Overview in Syria (HSOS): Sub-district Factsheets

3/3 Jawadiyah, Al Hasakeh Governorate

Sub-district P-Code: SY080301

November 2017

WASH

Most common water source

Status of water source

- Water is safe to drink
- Water tastes/smells bad
- People sick after drinking
- No information

Sufficiency of available water to meet household needs

- Sufficient
- Insufficient
- No information

Most common method of garbage disposal

Khsheiniyeh
- Closed well
- Private paid collection

Mashuq
- Network
- Private paid collection

Qneitra
- Network
- Public free collection

Tawakol
- Network
- Private paid collection

- 14/42 communities assessed (10 communities are shown on the previous two factsheets): Khsheiniyeh, Mashuq, Qneitra, Tawakol

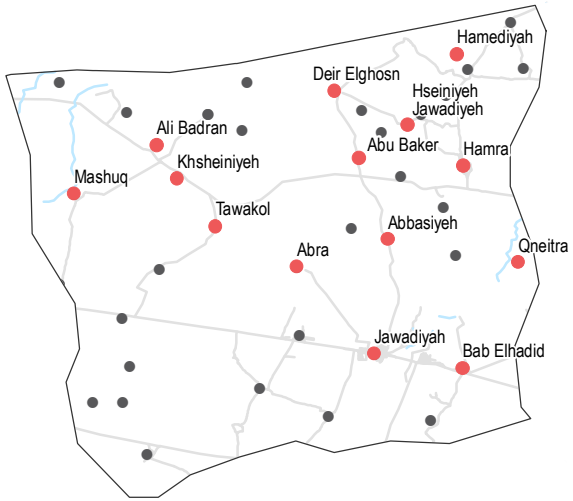

Food Security

Khsheiniyeh

Bread: no info
Rice: 600 SYP
Lentils: 500 SYP
Sugar: 400 SYP
Cooking oil: 550 SYP

- Shops
- No difficulties reported
- Private bakeries unavailable

Mashuq

Bread: no info
Rice: 500 SYP
Lentils: 550 SYP
Sugar: 350 SYP
Cooking oil: 600 SYP

- Private bakeries
- No difficulties reported
- 0

Qneitra

Bread: 50 SYP
Rice: no info
Lentils: no info
Sugar: no info
Cooking oil: no info

- Private bakeries
- High price of flour
- Flour not always available
- 1 to 10

Tawakol

Bread: no info
Rice: 650 SYP
Lentils: 375 SYP
Sugar: 350 SYP
Cooking oil: 750 SYP

- Private bakeries
- No difficulties reported
- 0

Main challenges to obtaining food

- No challenges
- Some foods unavailable
- Local production decreased
- Lack of access to markets
- Some foods expensive
- Lack of resources to buy food
- Lack of access to fuel
- Cooking fuel unavailable
- No information

Bread (public): 1 pack
Rice: 1kg
Lentils: 1 kg
Sugar: 1kg
Cooking oil: 1 litre

Access to bread

- Most common source of bread
- Most common barriers to accessing bread
- Number of days, per month, where bread from private bakeries was unavailable

Education

Status of primary schools in village

- Functioning
- Not functioning
- Not available
- No information

Barriers to accessing education services

Khsheiniyeh
Most children accessed education

Mashuq
Most children accessed education

Qneitra
Most children accessed education

Tawakol
Most children accessed education

Health

	Most common health problems	Most common barriers to accessing healthcare
Khsheiniyeh	Diarrhoea Chronic diseases Maternal health issues	No facilities in the area Security concerns around travel High cost of transportation
Mashuq	Diarrhoea Chronic diseases Fever	No facilities in the area High cost of transportation Services are too expensive
Qneitra	Chronic diseases Acute respiratory infections Severe diseases affecting those aged less than 5	No facilities in the area Services are too expensive
Tawakol	Chronic diseases Acute respiratory infections	No facilities in the area Old age

* 1 USD = 434 SYP (UN operational rates of exchange as of 1 December 2017)

Humanitarian Situation Overview in Syria (HSOS): Sub-district Factsheets

1/2 Qahtaniyyeh, Al Hasakeh Governorate

Sub-district P-Code: SY080203

November 2017

Displacement

- % of pre-conflict population remaining
- % of population that are female
- % of female-headed households
- IDPs living in village
- New IDP arrivals
- Returnees

Bayandur
76-100% | 1-25% | 1-25%
Yes | No info | Yes

Hasnaa
26-50% | 26-50% | None
Yes | No info | No

Hilweh
51-75% | 51-75% | 1-25%
Yes | No info | Yes

Karimeh
51-75% | 26-50% | 1-25%
Yes | No info | No

Kharejeh
51-75% | 26-50% | 1-25%
Yes | No | No

- 10/64 communities assessed (5 communities are shown on the next factsheet): Bayandur, Hasnaa, Hilweh, Karimeh, Kharejeh

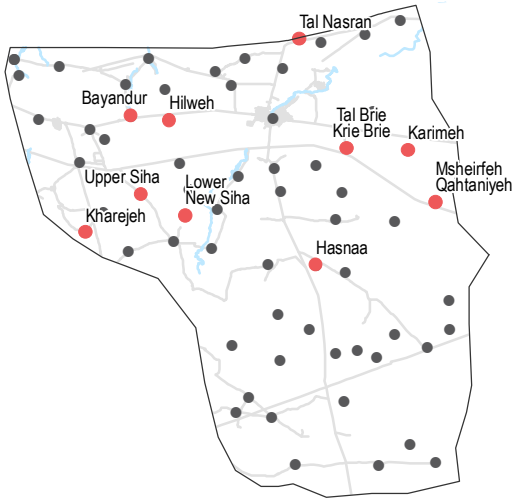

NFIs

Bayandur
B 2200 SYP | NA
C NA | NA
D NA | NA
F NA | NA

Karimeh
B 2200 SYP | 2000 SYP
C NA | NA
D 100 SYP | NA
F NA | NA

Hasnaa
B NA | NA
C NA | NA
D NA | NA
F NA | NA

Kharejeh
B NA | NA
C NA | NA
D NA | NA
F NA | NA

Hilweh
B 2200 SYP | NA
C NA | NA
D NA | NA
F NA | NA

Most common electricity source
- Main network
- Generator
- No source
- Solar alternative
- No information

Fuel Prices (SYP)*
- B Butane (cannister)
- C Coal (1kg)
- D Diesel (1 litre)
- F Firewood (1 tonne)

NFI Prices (SYP)*
- Cement (50kg)
- Floor mat (3*4m)
- Plastic tarpaulin (1m²)
- Tent (5 persons)

NA: not available for purchase

Shelter

Most common shelter
- Independent apartment or house
- Shared apartment or house
- Unfinished apartment or house
- Tent
- Private space not for shelter
- Cave/natural shelter
- Collective public space not for shelter
- No IDPs
- No information

Min - Max: rent paid per room (where known)

Bayandur
NDPs: No info | IDPs: ✕

Karimeh
NDPs: No info | IDPs: ✕

Hasnaa
NDPs: No info | IDPs: ✕

Kharejeh
NDPs: No info | IDPs: No info

Hilweh
NDPs: No info | IDPs: ✕

Livelihoods

	Most common sources of income	Most common strategies used to cope with lack of income / resources
Bayandur	Stable employment Farm owning Support from family/friends	Borrowing from family/friends Reducing meal size
Hasnaa	Stable employment Farm owning Business/trade	Taking loans/buying on credit Borrowing from family/friends
Hilweh	Stable employment Remittances	Borrowing from family/friends Selling household assets
Karimeh	Stable employment Farm owning Remittances	No info
Kharejeh	Stable employment Business/trade Remittances	Children sent to work/beg Skipping meals Reducing meal size

Most common strategies used to cope with a lack of fuel

Bayandur
Burning furniture not in use
Burning furniture in use
Burning productive assets

Hasnaa
No lack of fuel

Karimeh
No lack of fuel

Hilweh
Burning furniture in use
Burning productive assets

Kharejeh
No lack of fuel

* 1 USD = 434 SYP (UN operational rates of exchange as of 1 December 2017)

Humanitarian Situation Overview in Syria (HSOS): Sub-district Factsheets

1/2 Qahtaniyyeh, Al Hasakeh Governorate

Sub-district P-Code: SY080203

November 2017

WASH

Most common water source

Status of water source

- Water is safe to drink
- Water tastes/smells bad
- People sick after drinking
- No information

Sufficiency of available water to meet household needs

- Sufficient
- Insufficient
- No information

Most common method of garbage disposal

Bayandur
Network
Private paid collection

Hasnaa
Closed well
Disposed at designated site

Hilweh
Network
Private paid collection

Karimeh
Closed well
Public free collection

Kharejeh
Network
Private paid collection

- 10/64 communities assessed (5 communities are shown on the next factsheet): Bayandur, Hasnaa, Hilweh, Karimeh, Kharejeh

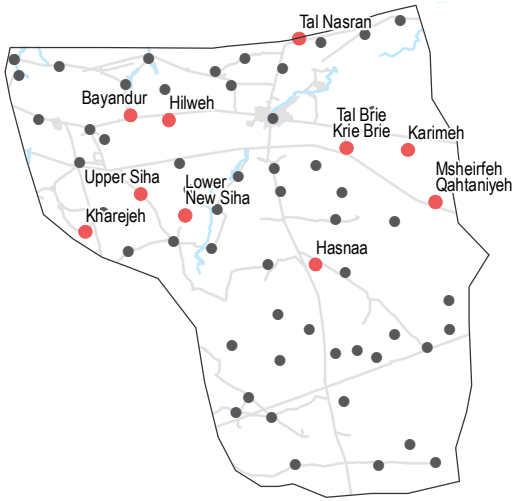

Food Security

Bayandur
Bread: no info
Rice: 500 SYP
Lentils: 300 SYP
Sugar: 375 SYP
Cooking oil: 1100 SYP
Private bakeries
No difficulties reported
0

Hasnaa
Bread: no info
Rice: 600 SYP
Lentils: 350 SYP
Sugar: 600 SYP
Cooking oil: 600 SYP
Private bakeries
No difficulties reported
0

Hilweh
Bread: no info
Rice: 500 SYP
Lentils: 275 SYP
Sugar: 375 SYP
Cooking oil: 500 SYP
Private bakeries
Insufficient electricity/fuel
Yeast not always available
1 to 10

Karimeh
Bread: no info
Rice: 150 SYP
Lentils: 600 SYP
Sugar: 360 SYP
Cooking oil: 550 SYP
Shops
Yeast not always available
Flour not always available
Insufficient electricity/fuel
Private bakeries unavailable

Kharejeh
Bread: no info
Rice: no info
Lentils: no info
Sugar: no info
Cooking oil: no info
Shops
No difficulties reported
Private bakeries unavailable

Main challenges to obtaining food

- No challenges
- Some foods unavailable
- Local production decreased
- Lack of access to markets
- Some foods expensive
- Lack of resources to buy food
- Lack of access to fuel
- Cooking fuel unavailable
- No information

Bread (public): 1 pack
Rice: 1kg
Lentils: 1 kg
Sugar: 1kg
Cooking oil: 1 litre

Access to bread

- Most common source of bread
- Most common barriers to accessing bread
- Number of days, per month, where bread from private bakeries was unavailable

Education

Status of primary schools in village

- Functioning
- Not functioning
- Not available
- No information

Barriers to accessing education services

Bayandur
Most children accessed education

Hasnaa
Most children accessed education

Hilweh
Most children accessed education

Karimeh
Most children accessed education

Kharejeh
Most children accessed education

Health

	Most common health problems	Most common barriers to accessing healthcare
Bayandur	Skin diseases Chronic diseases Maternal health issues	No facilities in the area Security concerns around travel High cost of transportation
Hasnaa	Diarrhoea Chronic diseases Fever	No facilities in the area High cost of transportation Services are too expensive
Hilweh	Chronic diseases Acute respiratory infections Severe diseases affecting those aged less than 5	No facilities in the area
Karimeh	Disabilities Chronic diseases Pregnancy related diseases	No facilities in the area Services are too expensive
Kharejeh	Chronic diseases Acute respiratory infections Symptoms of psychological trauma	No facilities in the area Security concerns around travel Lack of transportation

* 1 USD = 434 SYP (UN operational rates of exchange as of 1 December 2017)

Humanitarian Situation Overview in Syria (HSOS): Sub-district Factsheets

2/2 Qahtaniyyeh, Al Hasakeh Governorate

Sub-district P-Code: SY080203

November 2017

Displacement

- % of pre-conflict population remaining
- % of population that are female
- % of female-headed households
- IDPs living in village
- New IDP arrivals
- Returnees

Lower New Siha
76-100% | 51-75% | 1-25%
Yes | No info | No

Msheirfeh Qahtaniyeh
51-75% | 51-75% | 1-25%
Yes | No info | No

Tal Brie Krie Brie
76-100% | 26-50% | 1-25%
Yes | No info | No

Tal Nasran
26-50% | 26-50% | 1-25%
Yes | No info | No

Upper Siha
51-75% | 51-75% | 1-25%
Yes | No info | No

- 10/64 communities assessed (5 communities are shown on the previous factsheet): Lower New Siha, Msheirfeh Qahtaniyeh, Tal Brie Krie Brie, Tal Nasran, Upper Siha

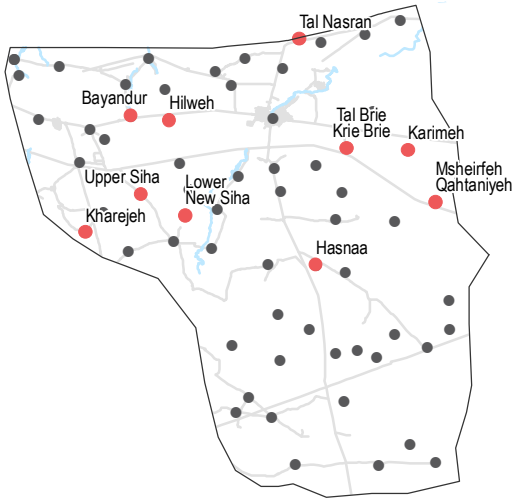

NFIs

Lower New Siha
B 2300 SYP | NA
C NA | NA
D NA | NA
F NA | NA

Tal Nasran
B NA | NA
C NA | NA
D NA | NA
F NA | NA

Msheirfeh Qahtaniyeh
B 2500 SYP | NA
C NA | 6500 SYP
D 45 SYP | NA
F NA | NA

Upper Siha
B 2300 SYP | NA
C NA | NA
D NA | NA
F NA | NA

Tal Brie Krie Brie
B 2500 SYP | 3000 SYP
C NA | 8000 SYP
D 45 SYP | 400 SYP
F 45000 SYP | NA

Most common electricity source
- Main network
- Generator
- No source
- Solar alternative
- No information

Fuel Prices (SYP)*
- B Butane (cannister)
- C Coal (1kg)
- D Diesel (1 litre)
- F Firewood (1 tonne)

NFI Prices (SYP)*
- Cement (50kg)
- Floor mat (3*4m)
- Plastic tarpaulin (1m²)
- Tent (5 persons)

NA: not available for purchase

Shelter

Most common shelter
- Independent apartment or house
- Shared apartment or house
- Unfinished apartment or house
- Tent
- Private space not for shelter
- Cave/natural shelter
- Collective public space not for shelter
- No IDPs
- No information

Min - Max: rent paid per room (where known)

Lower New Siha
NDPs: No info | IDPs: ✕

Tal Nasran
NDPs: No info | IDPs: ✕

Msheirfeh Qahtaniyeh
NDPs: No info | IDPs: ✕

Upper Siha
NDPs: No info | IDPs: ✕

Tal Brie Krie Brie
NDPs: No info | IDPs: ✕

Livelihoods

	Most common sources of income	Most common strategies used to cope with lack of income / resources
Lower New Siha	Stable employment Daily employment Remittances	Taking loans/buying on credit Borrowing from family/friends
Msheirfeh Qahtaniyeh	Stable employment Farm owning Remittances	Borrowing from family/friends Skipping meals Reducing meal size
Tal Brie Krie Brie	Stable employment Daily employment Remittances	Borrowing from family/friends
Tal Nasran	Stable employment Farm owning Remittances	Taking loans/buying on credit Borrowing from family/friends
Upper Siha	Stable employment Daily employment Remittances	Taking loans/buying on credit Borrowing from family/friends

Most common strategies used to cope with a lack of fuel

Lower New Siha
No lack of fuel

Msheirfeh Qahtaniyeh
No lack of fuel

Tal Nasran
No lack of fuel

Tal Brie Krie Brie
No lack of fuel

Upper Siha
No lack of fuel

* 1 USD = 434 SYP (UN operational rates of exchange as of 1 December 2017)

Humanitarian Situation Overview in Syria (HSOS): Sub-district Factsheets

2/2 Qahtaniyyeh, Al Hasakeh Governorate

Sub-district P-Code: SY080203

November 2017

WASH

Most common water source

Status of water source

- Water is safe to drink
- Water tastes/smells bad
- People sick after drinking
- No information

Sufficiency of available water to meet household needs

- Sufficient
- Insufficient
- No information

Most common method of garbage disposal

Lower New Siha
Network
Public free collection

Msheirfeh Qahtaniyeh
Network
Private paid collection

Tal Brie Krie Brie
Network
Private paid collection

Tal Nasran
Network
Disposed at designated site

Upper Siha
Network
Public free collection

•10/64 communities assessed (5 communities are shown on the previous factsheet): Lower New Siha, Msheirfeh Qahtaniyeh, Tal Brie Krie Brie, Tal Nasran, Upper Siha

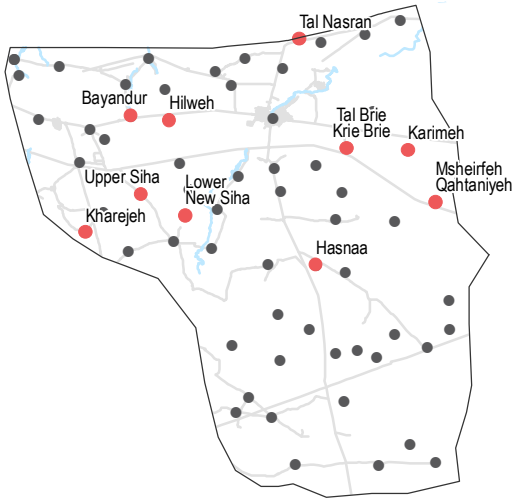

Food Security

Lower New Siha
Bread: no info
Rice: 600 SYP
Lentils: 600 SYP
Sugar: 370 SYP
Cooking oil: 500 SYP
Distribution by others
No difficulties reported
Private bakeries unavailable

Msheirfeh Qahtaniyeh
Bread: no info
Rice: 550 SYP
Lentils: 450 SYP
Sugar: 400 SYP
Cooking oil: 625 SYP
Private bakeries
High price of flour
Flour not always available
Wheat not always available
1 to 10

Tal Brie Krie Brie
Bread: no info
Rice: 500 SYP
Lentils: 400 SYP
Sugar: 360 SYP
Cooking oil: 600 SYP
Shops
No difficulties reported
Private bakeries unavailable

Tal Nasran
Bread: no info
Rice: no info
Lentils: no info
Sugar: no info
Cooking oil: no info
Shops
No difficulties reported
Private bakeries unavailable

Upper Siha
Bread: no info
Rice: 600 SYP
Lentils: 600 SYP
Sugar: 350 SYP
Cooking oil: 500 SYP
Distribution by others
No difficulties reported
0

Main challenges to obtaining food

- No challenges
- Some foods unavailable
- Local production decreased
- Lack of access to markets
- Some foods expensive
- Lack of resources to buy food
- Lack of access to fuel
- Cooking fuel unavailable
- No information

Bread (public): 1 pack
Rice: 1kg
Lentils: 1 kg
Sugar: 1kg
Cooking oil: 1 litre

Access to bread

- Most common source of bread
- Most common barriers to accessing bread
- Number of days, per month, where bread from private bakeries was unavailable

Education

Status of primary schools in village

- Functioning
- Not functioning
- Not available
- No information

Barriers to accessing education services

Tal Brie Krie Brie
Most children accessed education

Tal Nasran
Most children accessed education

Lower New Siha
Most children accessed education

Upper Siha
Most children accessed education

Msheirfeh Qahtaniyeh
Most children accessed education

Health

	Most common health problems	Most common barriers to accessing healthcare
Lower New Siha	Disabilities Chronic diseases Pregnancy related diseases	No facilities in the area Services are too expensive
Msheirfeh Qahtaniyeh	Disabilities Chronic diseases Severe diseases affecting those aged less than 5	No facilities in the area Security concerns around travel Services are too expensive
Tal Brie Krie Brie	Chronic diseases Acute respiratory infections Symptoms of psychological trauma	No facilities in the area Lack of transportation Services are too expensive
Tal Nasran	Diarrhoea Chronic diseases	No facilities in the area Security concerns around travel High cost of transportation
Upper Siha	Chronic diseases Acute respiratory infections Severe diseases affecting those aged less than 5	No facilities in the area

* 1 USD = 434 SYP (UN operational rates of exchange as of 1 December 2017)

Humanitarian Situation Overview in Syria (HSOS): Sub-district Factsheets

1/2 Quamishli City, Al Hasakeh Governorate

Sub-district P-Code: SY080200

November 2017

Displacement

- % of pre-conflict population remaining
- % of population that are female
- % of female-headed households
- IDPs living in village
- New IDP arrivals
- Returnees

Hay Al 'Antariyah

% of pre-conflict population remaining	% of population that are female	% of female-headed households
51-75%	51-75%	26-50%
IDPs living in village: Yes	New IDP arrivals: No	Returnees: No

Big Jirnik

% of pre-conflict population remaining	% of population that are female	% of female-headed households
76-100%	1-25%	1-25%
IDPs living in village: Yes	New IDP arrivals: No info	Returnees: No

Hay Kournish

% of pre-conflict population remaining	% of population that are female	% of female-headed households
51-75%	1-25%	1-25%
IDPs living in village: Yes	New IDP arrivals: No	Returnees: No

- 7/25 neighbourhoods assessed (4 neighbourhoods are shown on the next factsheet): Hay Al 'Antariyah, Big Jirnik, Hay Kournish

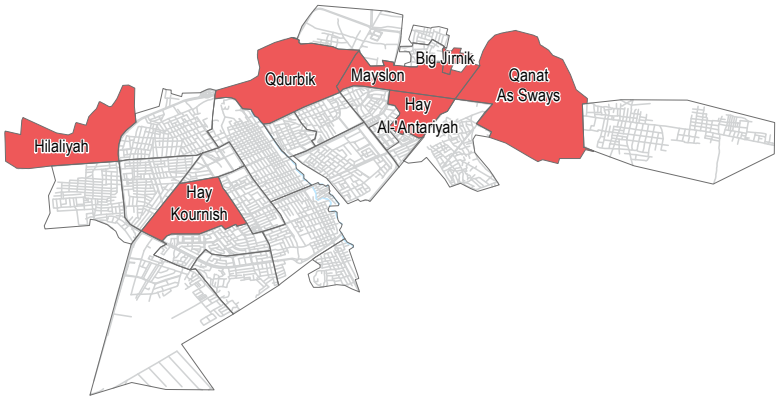

NFIs

Hay Al 'Antariyah

B 2200 SYP	2300 SYP
C 1000 SYP	3000 SYP
D 40 SYP	2000 SYP
F 25000 SYP	50000 SYP

Big Jirnik

B 2500 SYP	NA
C NA	NA
D NA	NA
F NA	NA

Hay Kournish

B 2300 SYP	3000 SYP
C 1000 SYP	4000 SYP
D 50 SYP	2000 SYP
F 30000 SYP	50000 SYP

Most common electricity source

- Main network
- Generator
- No source
- Solar alternative
- No information

Fuel Prices (SYP)*

- B Butane (cannister)
- C Coal (1kg)
- D Diesel (1 litre)
- F Firewood (1 tonne)

NFI Prices (SYP)*

- Cement (50kg)
- Floor mat (3*4m)
- Plastic tarpaulin (1m²)
- Tent (5 persons)

NA: not available for purchase

Hay Al 'Antariyah

No lack of fuel

Big Jirnik

No lack of fuel

Hay Kournish

No lack of fuel

Most common strategies used to cope with a lack of fuel

Shelter

Most common shelter

- Independent apartment or house
- Shared apartment or house
- Unfinished apartment or house
- Tent
- Private space not for shelter
- Cave/natural shelter
- Collective public space not for shelter
- No IDPs
- No information

Min - Max: rent paid per room (where known)

Hay Al 'Antariyah

NDPs	IDPs
✓	✓

7000 - 7500 SYP

Big Jirnik

NDPs	IDPs
✓	✗

2000 - 4000 SYP

Hay Kournish

NDPs	IDPs
✓	✓

8000 - 9000 SYP

Livelihoods

	Most common sources of income	Most common strategies used to cope with lack of income / resources
Hay Al 'Antariyah	Stable employment Business/trade Remittances	Borrowing from family/friends Selling household assets Skipping meals
Big Jirnik	Stable employment Daily employment Remittances	Taking loans/buying on credit Borrowing from family/friends Skipping meals
Hay Kournish	Stable employment Daily employment Remittances	Taking loans/buying on credit Borrowing from family/friends Selling household assets

* 1 USD = 434 SYP (UN operational rates of exchange as of 1 December 2017)

Humanitarian Situation Overview in Syria (HSOS): Sub-district Factsheets

1/2 Quamishli City, Al Hasakeh Governorate

Sub-district P-Code: SY080200

November 2017

WASH

Most common water source

Status of water source

- Water is safe to drink
- Water tastes/smells bad
- People sick after drinking
- No information

Sufficiency of available water to meet household needs

- Sufficient
- Insufficient
- No information

Most common method of garbage disposal

Hay Al 'Antariyah
Network
Private paid collection

Big Jirnik
Closed well
Private paid collection

Hay Kournish
Network
Private paid collection

- 7/25 neighbourhoods assessed (4 neighbourhoods are shown on the next factsheet): Hay Al 'Antariyah, Big Jirnik, Hay Kournish

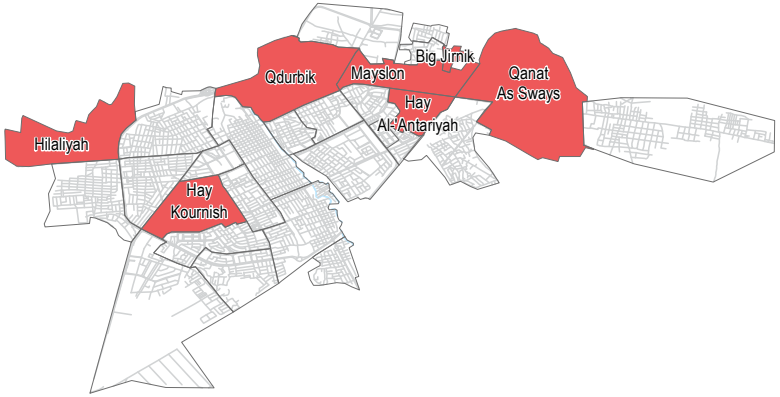

Food Security

Hay Al 'Antariyah

Bread: 100 SYP
Rice: 575 SYP
Lentils: 325 SYP
Sugar: 325 SYP
Cooking oil: 500 SYP

Public bakeries
No difficulties reported
0

Big Jirnik

Bread: no info
Rice: 400 SYP
Lentils: 350 SYP
Sugar: 500 SYP
Cooking oil: 400 SYP

Private bakeries
No difficulties reported
0

Hay Kournish

Bread: 100 SYP
Rice: 600 SYP
Lentils: 350 SYP
Sugar: 350 SYP
Cooking oil: 500 SYP

Public bakeries
No difficulties reported
0

Main challenges to obtaining food

- No challenges
- Some foods unavailable
- Local production decreased
- Lack of access to markets
- Some foods expensive
- Lack of resources to buy food
- Lack of access to fuel
- Cooking fuel unavailable
- No information

Bread (public): 1 pack
Rice: 1kg
Lentils: 1 kg
Sugar: 1kg
Cooking oil: 1 litre

Access to bread

- Most common source of bread
- Most common barriers to accessing bread
- Number of days, per month, where bread from private bakeries was unavailable

Education

Status of primary schools in village

- Functioning
- Not functioning
- Not available
- No information

Barriers to accessing education services

Hay Kournish
Most children accessed education

Hay Al 'Antariyah
Most children accessed education

Big Jirnik
Most children accessed education

Health

	Most common health problems	Most common barriers to accessing healthcare
Hay Al 'Antariyah	Chronic diseases Fever Symptoms of psychological trauma	Old age Disability/Injuries/Illness Services are too expensive
Big Jirnik	Disabilities Chronic diseases Maternal health issues	No facilities in the area Security concerns around travel Services are too expensive
Hay Kournish	Chronic diseases Maternal health issues Severe diseases affecting those aged less than 5	Services are too expensive

* 1 USD = 434 SYP (UN operational rates of exchange as of 1 December 2017)

Humanitarian Situation Overview in Syria (HSOS): Sub-district Factsheets

2/2 Quamishli City, Al Hasakeh Governorate

Sub-district P-Code: SY080200

November 2017

Displacement

- % of pre-conflict population remaining
- % of population that are female
- % of female-headed households
- IDPs living in village
- New IDP arrivals
- Returnees

Hilaliyah
51-75% | 26-50% | 1-25%
Yes | No | Yes

Mayslon
51-75% | 26-50% | 1-25%
Yes | No | Yes

Qanat As Sways
76-100% | 26-50% | 26-50%
Yes | No | No

Qdurbik
76-100% | 51-75% | 51-75%
Yes | No | No

• 7/25 neighbourhoods assessed (3 neighbourhoods are shown on the previous factsheet): Hilaliyah, Mayslon, Qanat As Sways, Qdurbik

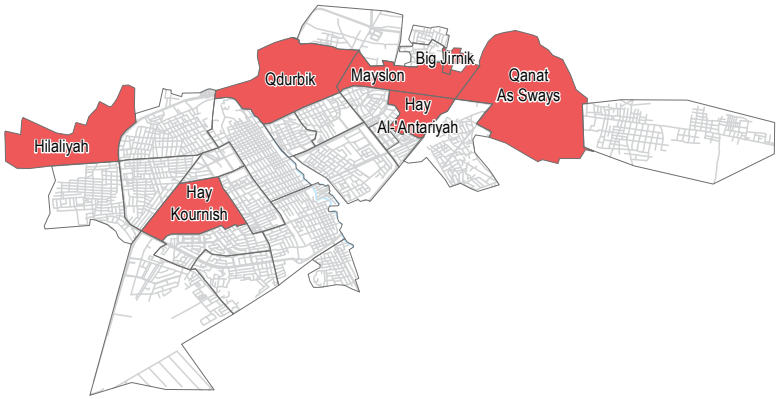

NFIs

Hilaliyah

B	2100 SYP		2500 SYP
C	1000 SYP		5500 SYP
D	50 SYP		1000 SYP
F	NA		NA

Qdurbik

B	2100 SYP		2200 SYP
C	475 SYP		3500 SYP
D	50 SYP		2900 SYP
F	20000 SYP		25000 SYP

Mayslon

B	2200 SYP		2500 SYP
C	500 SYP		7000 SYP
D	50 SYP		1000 SYP
F	NA		NA

Qanat As Sways

B	2000 SYP		NA
C	200 SYP		4000 SYP
D	35 SYP		NA
F	NA		NA

Most common electricity source
- Main network
- Generator
- No source
- Solar alternative
- No information

Fuel Prices (SYP)*
- B Butane (cannister)
- C Coal (1kg)
- D Diesel (1 litre)
- F Firewood (1 tonne)

NFI Prices (SYP)*
- Cement (50kg)
- Floor mat (3*4m)
- Plastic tarpaulin (1m²)
- Tent (5 persons)

NA: not available for purchase

Most common strategies used to cope with a lack of fuel

Hilaliyah
No lack of fuel

Mayslon
No lack of fuel

Qdurbik
No lack of fuel

Qanat As Sways
No lack of fuel

Shelter

Most common shelter
- Independent apartment or house
- Shared apartment or house
- Unfinished apartment or house
- Tent
- Private space not for shelter
- Cave/natural shelter
- Collective public space not for shelter
- No IDPs
- No information

Min - Max: rent paid per room (where known)

Hilaliyah
NDPs | IDPs
3000 - 4000 SYP

Qdurbik
NDPs | IDPs
5000 - 10000 SYP

Mayslon
NDPs | IDPs
2500 - 4500 SYP

Qanat As Sways
NDPs | IDPs
10000 - 15000 SYP

Livelihoods

	Most common sources of income	Most common strategies used to cope with lack of income / resources
Hilaliyah	Stable employment Daily employment Remittances	Adults begging Skipping meals Reducing meal size
Mayslon	Stable employment Daily employment Remittances	Skipping meals Reducing meal size
Qanat As Sways	Stable employment Support from family/friends Remittances	Borrowing from family/friends Skipping meals Reducing meal size
Qdurbik	Stable employment Remittances Savings	Adults begging Children sent to work/beg Reducing meal size

* 1 USD = 434 SYP (UN operational rates of exchange as of 1 December 2017)

Humanitarian Situation Overview in Syria (HSOS): Sub-district Factsheets

2/2 Quamishli City, Al Hasakeh Governorate

Sub-district P-Code: SY080200

November 2017

WASH

Most common water source

Status of water source

- Water is safe to drink
- Water tastes/smells bad
- People sick after drinking
- No information

Sufficiency of available water to meet household needs

- Sufficient
- Insufficient
- No information

Most common method of garbage disposal

Hilaliyah
- Network
- Public free collection

Mayslon
- Network
- Private paid collection

Qanat As Sways
- Network
- Private paid collection

Qdurbik
- Network
- Public free collection

- 7/25 neighbourhoods assessed (3 neighbourhoods are shown on the previous factsheet): Hilaliyah, Mayslon, Qanat As Sways, Qdurbik

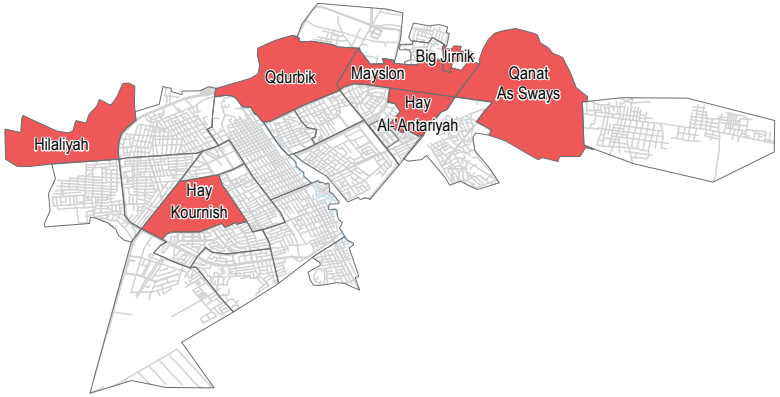

Food Security

Hilaliyah

Bread: no info
Rice: 500 SYP
Lentils: 400 SYP
Sugar: 700 SYP
Cooking oil: 650 SYP

Private bakeries

No difficulties reported

0

Mayslon

Bread: no info
Rice: 500 SYP
Lentils: 350 SYP
Sugar: 750 SYP
Cooking oil: 650 SYP

Shops

No difficulties reported

0

Qanat As Sways

Bread: 100 SYP
Rice: 500 SYP
Lentils: 600 SYP
Sugar: 320 SYP
Cooking oil: 600 SYP

Public bakeries

No difficulties reported

0

Qdurbik

Bread: 55 SYP
Rice: 450 SYP
Lentils: 400 SYP
Sugar: 250 SYP
Cooking oil: 600 SYP

Private bakeries

No difficulties reported

0

Main challenges to obtaining food

- No challenges
- Some foods unavailable
- Local production decreased
- Lack of access to markets
- Some foods expensive
- Lack of resources to buy food
- Lack of access to fuel
- Cooking fuel unavailable
- No information

Bread (public): 1 pack
Rice: 1kg
Lentils: 1 kg
Sugar: 1kg
Cooking oil: 1 litre

Access to bread

- Most common source of bread
- Most common barriers to accessing bread
- Number of days, per month, where bread from private bakeries was unavailable

Education

Status of primary schools in village

- Functioning
- Not functioning
- Not available
- No information

Barriers to accessing education services

Hilaliyah
Most children accessed education

Mayslon
Most children accessed education

Qanat As Sways
Most children accessed education

Qdurbik
Most children accessed education

Health

	Most common health problems	Most common barriers to accessing healthcare
Hilaliyah	Disabilities Diarrhoea Acute respiratory infections	High cost of transportation Lack of transportation Services are too expensive
Mayslon	Maternal health issues Acute respiratory infections Symptoms of psychological trauma	High cost of transportation Lack of transportation Services are too expensive
Qanat As Sways	Diarrhoea Chronic diseases Maternal health issues	No facilities in the area
Qdurbik	Diarrhoea Injuries Fever	No facilities in the area

* 1 USD = 434 SYP (UN operational rates of exchange as of 1 December 2017)

Humanitarian Situation Overview in Syria (HSOS): Sub-district Factsheets

1/2 Quamishli, Al Hasakeh Governorate

Sub-district P-Code: SY080200

November 2017

Displacement

- % of pre-conflict population remaining
- % of population that are female
- % of female-headed households
- IDPs living in village
- New IDP arrivals
- Returnees

Abu Rasin Qameshli

51-75% | 26-50% | 1-25%

Yes | No info | No

Akula Qameshli

76-100% | 1-25% | 1-25%

Yes | No info | No

Hamu

76-100% | 26-50% | 1-25%

Yes | No info | No

• 5/60 communities assessed (2 communities are shown on the next factsheet): Abu Rasin Qameshli, Akula Qameshli, Hamu

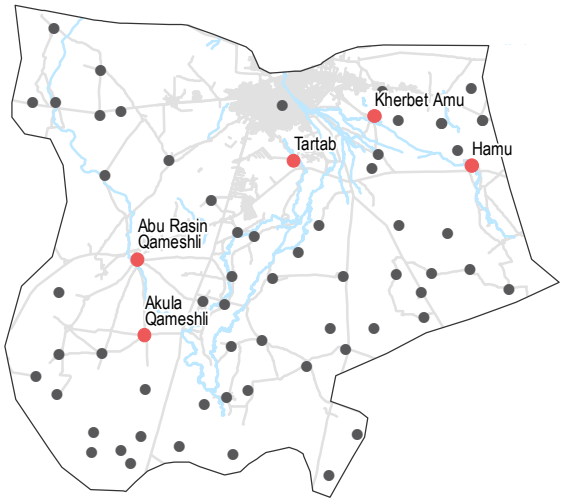

NFIs

Abu Rasin Qameshli

B	NA	NA
C	NA	NA
D	NA	NA
F	NA	NA

Akula Qameshli

B	2000 SYP	NA
C	NA	NA
D	NA	NA
F	NA	NA

Hamu

B	2500 SYP	NA
C	NA	NA
D	150 SYP	NA
F	NA	NA

Most common electricity source

- Main network
- Generator
- No source
- Solar alternative
- No information

Fuel Prices (SYP)*

- B Butane (cannister)
- C Coal (1kg)
- D Diesel (1 litre)
- F Firewood (1 tonne)

NFI Prices (SYP)*

- Cement (50kg)
- Floor mat (3*4m)
- Plastic tarpaulin (1m²)
- Tent (5 persons)

NA: not available for purchase

Shelter

Most common shelter

- Independent apartment or house
- Shared apartment or house
- Unfinished apartment or house
- Tent
- Private space not for shelter
- Cave/natural shelter
- Collective public space not for shelter
- No IDPs
- No information

Min - Max: rent paid per room (where known)

Abu Rasin Qameshli

NDPs: No info | IDPs: No information

Akula Qameshli

NDPs: No info | IDPs: No information

Hamu

NDPs: No info | IDPs: No information

Livelihoods

	Most common sources of income	Most common strategies used to cope with lack of income / resources
Abu Rasin Qameshli	Stable employment Business/trade Remittances	Selling household assets
Akula Qameshli	Stable employment Farm owning Remittances	Skipping meals Reducing meal size
Hamu	Stable employment High risk/illegal work	Children sent to work/beg

Abu Rasin Qameshli

No lack of fuel

Akula Qameshli

No lack of fuel

Hamu

No lack of fuel

Most common strategies used to cope with a lack of fuel

REACH Informing more effective humanitarian action

* 1 USD = 434 SYP (UN operational rates of exchange as of 1 December 2017)

Humanitarian Situation Overview in Syria (HSOS): Sub-district Factsheets

1/2 Quamishli, Al Hasakeh Governorate

Sub-district P-Code: SY080200

November 2017

WASH

Most common water source

Status of water source

- Water is safe to drink
- Water tastes/smells bad
- People sick after drinking
- No information

Sufficiency of available water to meet household needs

- Sufficient
- Insufficient
- No information

Most common method of garbage disposal

Abu Rasin Qameshli
- Closed well
- Public free collection

Akula Qameshli
- Closed well
- Public free collection

Hamu
- Open well
- Private paid collection

- 5/60 communities assessed (2 communities are shown on the next factsheet): Abu Rasin Qameshli, Akula Qameshli, Hamu

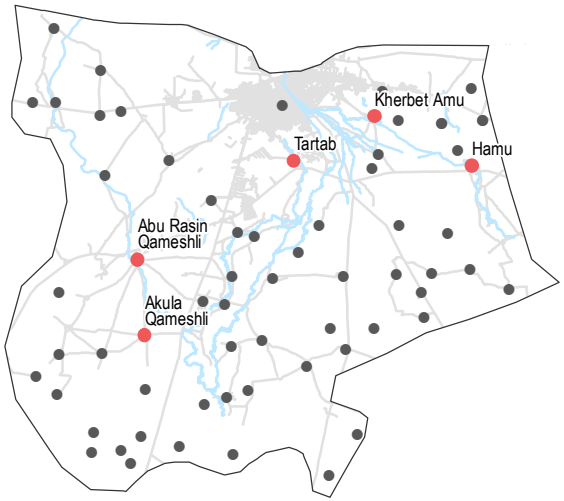

Food Security

Abu Rasin Qameshli

Bread: no info
Rice: 500 SYP
Lentils: 500 SYP
Sugar: 350 SYP
Cooking oil: 750 SYP

Private bakeries

Insufficient electricity/fuel
Wheat not always available
High price of electricity/fuel

11 to 20

Akula Qameshli

Bread: no info
Rice: 500 SYP
Lentils: 500 SYP
Sugar: 350 SYP
Cooking oil: 650 SYP

Private bakeries

Insufficient electricity/fuel
Flour not always available

1 to 10

Hamu

Bread: 50 SYP
Rice: 500 SYP
Lentils: 350 SYP
Sugar: 400 SYP
Cooking oil: 700 SYP

Public bakeries

No difficulties reported

21 or more

Main challenges to obtaining food

- No challenges
- Some foods unavailable
- Local production decreased
- Lack of access to markets
- Some foods expensive
- Lack of resources to buy food
- Lack of access to fuel
- Cooking fuel unavailable
- No information

Bread (public): 1 pack
Rice: 1kg
Lentils: 1 kg
Sugar: 1kg
Cooking oil: 1 litre

Access to bread

- Most common source of bread
- Most common barriers to accessing bread
- Number of days, per month, where bread from private bakeries was unavailable

Education

Status of primary schools in village

- Functioning
- Not functioning
- Not available
- No information

Barriers to accessing education services

Hamu
Most children accessed education

Abu Rasin Qameshli
Most children accessed education

Akula Qameshli
Services not accessible

Health

	Most common health problems	Most common barriers to accessing healthcare
Abu Rasin Qameshli	Diarrhoea Communicable diseases Fever	No facilities in the area High cost of transportation Services are too expensive
Akula Qameshli	Diarrhoea Malnutrition Severe diseases affecting those aged less than 5	No facilities in the area Lack of transportation Services are too expensive
Hamu	Disabilities Maternal health issues Acute respiratory infections	No facilities in the area Family not permitting travel Services are too expensive

* 1 USD = 434 SYP (UN operational rates of exchange as of 1 December 2017)

Humanitarian Situation Overview in Syria (HSOS): Sub-district Factsheets

2/2 Quamishli, Al Hasakeh Governorate

Sub-district P-Code: SY080200

November 2017

Displacement

- % of pre-conflict population remaining
- % of population that are female
- % of female-headed households
- IDPs living in village
- New IDP arrivals
- Returnees

Kherbet Amu

76-100% | 26-50% | 1-25%

Yes | No info | No

Tartab

51-75% | 26-50% | 1-25%

Yes | No info | No

• 5/60 communities assessed (3 communities are shown on the previous factsheet): Kherbet Amu, Tartab

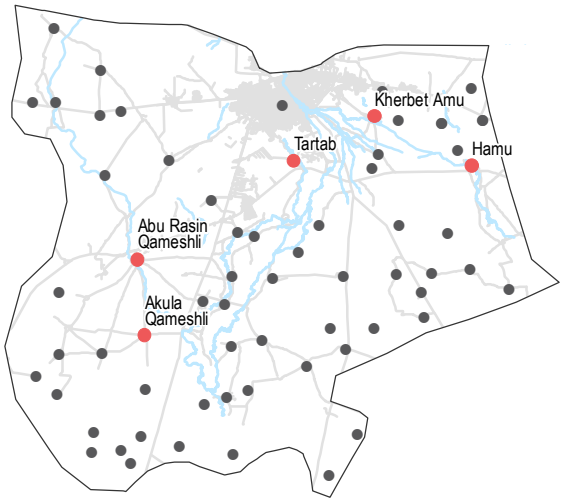

NFIs

Kherbet Amu

B	2500 SYP		3100 SYP
C	500 SYP		NA
D	40 SYP		NA
F	NA		NA

Tartab

B	3900 SYP		5100 SYP
C	475 SYP		NA
D	85 SYP		900 SYP
F	NA		NA

Most common electricity source

- Main network
- Generator
- No source
- Solar alternative
- No information

Fuel Prices (SYP)*

- B Butane (cannister)
- C Coal (1kg)
- D Diesel (1 litre)
- F Firewood (1 tonne)

NFI Prices (SYP)*

- Cement (50kg)
- Floor mat (3*4m)
- Plastic tarpaulin (1m²)
- Tent (5 persons)

NA: not available for purchase

Shelter

Most common shelter

- Independent apartment or house
- Shared apartment or house
- Unfinished apartment or house
- Tent
- Private space not for shelter
- Cave/natural shelter
- Collective public space not for shelter
- No IDPs
- No information

Min - Max: rent paid per room (where known)

Kherbet Amu

NDPs: No info | IDPs: ✕

Tartab

NDPs: No info | IDPs: ✕

Livelihoods

	Most common sources of income	Most common strategies used to cope with lack of income / resources
Kherbet Amu	Stable employment Daily employment	Reducing meal size
Tartab	Stable employment Farm owning	Taking loans/buying on credit Borrowing from family/friends

Kherbet Amu

No lack of fuel

Tartab

No lack of fuel

Most common strategies used to cope with a lack of fuel

* 1 USD = 434 SYP (UN operational rates of exchange as of 1 December 2017)

Humanitarian Situation Overview in Syria (HSOS): Sub-district Factsheets

2/2 Quamishli, Al Hasakeh Governorate

Sub-district P-Code: SY080200

November 2017

WASH

Most common water source

Status of water source

- Water is safe to drink
- Water tastes/smells bad
- People sick after drinking
- No information

Sufficiency of available water to meet household needs

- Sufficient
- Insufficient
- No information

Most common method of garbage disposal

Kherbet Amu

- Network
- Public free collection

Tartab

- Network
- Private paid collection

• 5/60 communities assessed (3 communities are shown on the previous factsheet): Kherbet Amu, Tartab

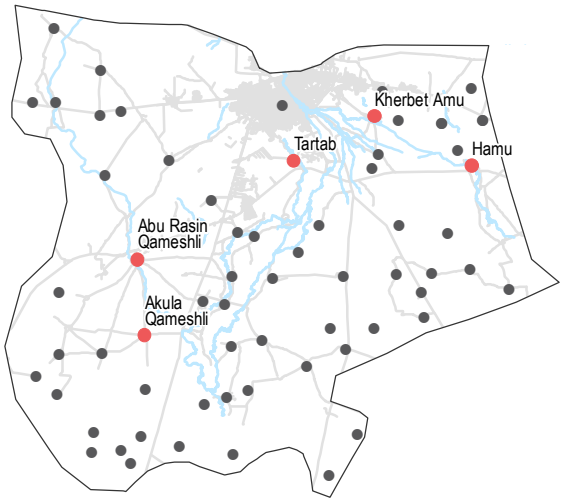

Food Security

Kherbet Amu

Bread: no info
Rice: 450 SYP
Lentils: 400 SYP
Sugar: 360 SYP
Cooking oil: 600 SYP

- Shops
- Insufficient electricity/fuel
- Flour not always available
- Private bakeries unavailable

Tartab

Bread: no info
Rice: 800 SYP
Lentils: 450 SYP
Sugar: 600 SYP
Cooking oil: 700 SYP

- Shops
- No difficulties reported
- Private bakeries unavailable

Main challenges to obtaining food

- No challenges
- Some foods unavailable
- Local production decreased
- Lack of access to markets
- Some foods expensive
- Lack of resources to buy food
- Lack of access to fuel
- Cooking fuel unavailable
- No information

Bread (public): 1 pack
Rice: 1kg
Lentils: 1 kg
Sugar: 1kg
Cooking oil: 1 litre

Access to bread

- Most common source of bread
- Most common barriers to accessing bread
- Number of days, per month, where bread from private bakeries was unavailable

Education

Status of primary schools in village

- Functioning
- Not functioning
- Not available
- No information

Barriers to accessing education services

Kherbet Amu

Most children accessed education

Tartab

Most children accessed education

Health

	Most common health problems	Most common barriers to accessing healthcare
Kherbet Amu	Chronic diseases Acute respiratory infections Severe diseases affecting those aged less than 5	No facilities in the area Old age Disability/Injuries/Illness
Tartab	Chronic diseases Maternal health issues Severe diseases affecting those aged less than 5	No facilities in the area Services are too expensive

* 1 USD = 434 SYP (UN operational rates of exchange as of 1 December 2017)

Humanitarian Situation Overview in Syria (HSOS): Sub-district Factsheets

Tal Hmis, Al Hasakeh Governorate

Sub-district P-Code: SY080201

November 2017

Displacement

- % of pre-conflict population remaining
- % of population that are female
- % of female-headed households
- IDPs living in village
- New IDP arrivals
- Returnees

Tal Maaruf

76-100% | 26-50% | None

Yes | No info | No

• 1/106 community assessed : Tal Maaruf

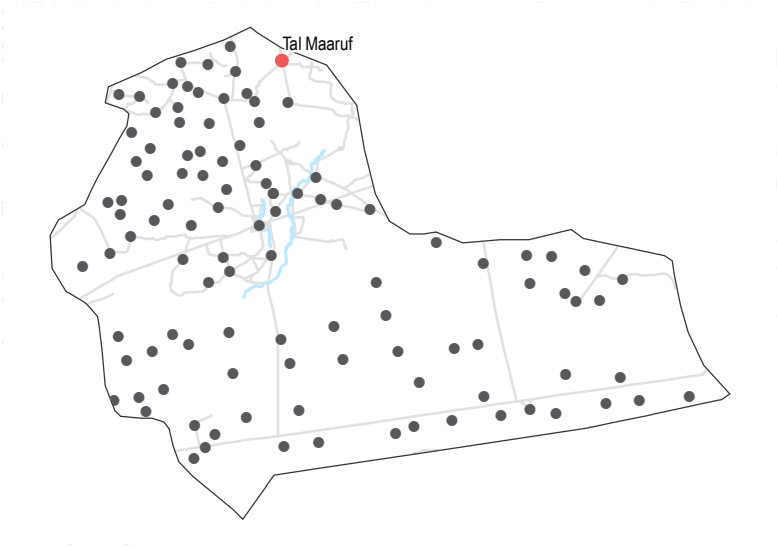

NFIs

Tal Maaruf

B 2700 SYP	3500 SYP
C NA	NA
D NA	NA
F NA	NA

Most common electricity source

- Main network
- Generator
- No source
- Solar alternative
- No information

Fuel Prices (SYP)*

- B Butane (cannister)
- C Coal (1kg)
- D Diesel (1 litre)
- F Firewood (1 tonne)

NFI Prices (SYP)*

- Cement (50kg)
- Floor mat (3*4m)
- Plastic tarpaulin (1m²)
- Tent (5 persons)

NA: not available for purchase

Shelter

Most common shelter

- Independent apartment or house
- Shared apartment or house
- Unfinished apartment or house
- Tent
- Private space not for shelter
- Cave/natural shelter
- Collective public space not for shelter
- No IDPs
- No information

Min - Max: rent paid per room (where known)

Tal Maaruf

NDPs: No info | IDPs: ✕

Livelihoods

Tal Maaruf

Most common sources of income

Stable employment
Daily employment
Remittances

Most common strategies used to cope with lack of income / resources

Reducing meal size

Tal Maaruf

No lack of fuel

Most common strategies used to cope with a lack of fuel

* 1 USD = 434 SYP (UN operational rates of exchange as of 1 December 2017)

Humanitarian Situation Overview in Syria (HSOS): Sub-district Factsheets

Tal Hmis, Al Hasakeh Governorate

Sub-district P-Code: SY080201

November 2017

WASH

Most common water source

Status of water source

- Water is safe to drink
- Water tastes/smells bad
- People sick after drinking
- No information

Sufficiency of available water to meet household needs

- Sufficient
- Insufficient
- No information

Most common method of garbage disposal

Tal Maaruf

- Network
- Private paid collection

• 1/106 community assessed : Tal Maaruf

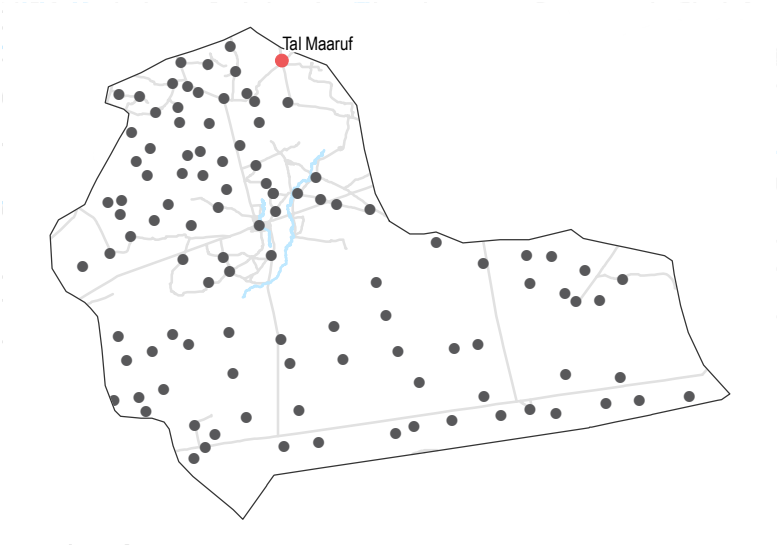

Food Security

Tal Maaruf

Bread: 100 SYP
Rice: 750 SYP
Lentils: 350 SYP
Sugar: 250 SYP
Cooking oil: 300 SYP

- Public bakeries
- Insufficient electricity/fuel
- 1 to 10

Main challenges to obtaining food

- No challenges
- Some foods unavailable
- Local production decreased
- Lack of access to markets
- Some foods expensive
- Lack of resources to buy food
- Lack of access to fuel
- Cooking fuel unavailable
- No information

Bread (public): 1 pack
Rice: 1kg
Lentils: 1 kg
Sugar: 1kg
Cooking oil: 1 litre

Access to bread

- Most common source of bread
- Most common barriers to accessing bread
- Number of days, per month, where bread from private bakeries was unavailable

Education

Status of primary schools in village

- Functioning
- Not functioning
- Not available
- No information

Barriers to accessing education services

Tal Maaruf

Most children accessed education

Health

	Most common health problems	Most common barriers to accessing healthcare
Tal Maaruf	Chronic diseases Pregnancy related diseases Symptoms of psychological trauma	No facilities in the area High cost of transportation Services are too expensive

* 1 USD = 434 SYP (UN operational rates of exchange as of 1 December 2017)

Humanitarian Situation Overview in Syria (HSOS): Sub-district Factsheets

1/2 Ya'robiyah, Al Hasakeh Governorate

Sub-district P-Code: SY080302

November 2017

Displacement

- % of pre-conflict population remaining
- % of population that are female
- % of female-headed households
- IDPs living in village
- New IDP arrivals
- Returnees

Alyana
76-100% | 51-75% | 1-25%
Yes | No info | No

Khadaan
76-100% | 26-50% | 1-25%
Yes | No info | No

Khweitleh Yarubiyeh
76-100% | 51-75% | 1-25%
Yes | No info | No

Mesherifeh
76-100% | 26-50% | 1-25%
Yes | No | No

- 7/50 communities assessed (3 communities are shown on the next factsheet): Alyana, Khadaan, Khweitleh Yarubiyeh, Mesherifeh

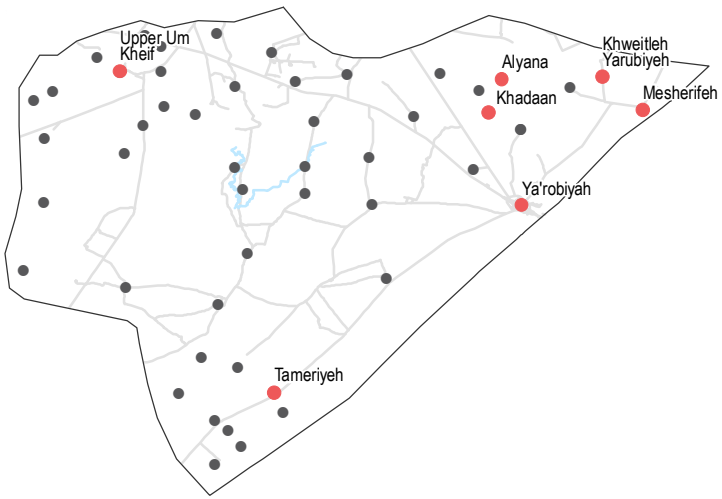

NFIs

Alyana

B	2500 SYP	Cement (50kg)	NA
C	NA	Floor mat (3*4m)	NA
D	140 SYP	Plastic tarpaulin (1m²)	NA
F	NA	Tent (5 persons)	NA

Mesherifeh

B	2200 SYP	Cement (50kg)	NA
C	NA	Floor mat (3*4m)	NA
D	70 SYP	Plastic tarpaulin (1m²)	NA
F	NA	Tent (5 persons)	NA

Khadaan

B	2500 SYP	Cement (50kg)	NA
C	NA	Floor mat (3*4m)	5500 SYP
D	65 SYP	Plastic tarpaulin (1m²)	NA
F	NA	Tent (5 persons)	NA

Khweitleh Yarubiyeh

B	2300 SYP	Cement (50kg)	NA
C	NA	Floor mat (3*4m)	NA
D	100 SYP	Plastic tarpaulin (1m²)	NA
F	NA	Tent (5 persons)	NA

Most common electricity source
- Main network
- Generator
- No source
- Solar alternative
- No information

Fuel Prices (SYP)*
- B Butane (cannister)
- C Coal (1kg)
- D Diesel (1 litre)
- F Firewood (1 tonne)

NFI Prices (SYP)*
- Cement (50kg)
- Floor mat (3*4m)
- Plastic tarpaulin (1m²)
- Tent (5 persons)

NA: not available for purchase

Shelter

Most common shelter
- Independent apartment or house
- Shared apartment or house
- Unfinished apartment or house
- Tent
- Private space not for shelter
- Cave/natural shelter
- Collective public space not for shelter
- No IDPs
- No information

Min - Max: rent paid per room (where known)

Alyana
NDPs: No info | IDPs: ✕

Mesherifeh
NDPs: No info | IDPs: ✓

Khadaan
NDPs: No info | IDPs: ✕

Khweitleh Yarubiyeh
NDPs: No info | IDPs: ✕

Livelihoods

	Most common sources of income	Most common strategies used to cope with lack of income / resources
Alyana	Farm owning Business/trade Remittances	Borrowing from family/friends Reducing meal size
Khadaan	Stable employment High risk/illegal work	Taking loans/buying on credit
Khweitleh Yarubiyeh	Stable employment Farm owning Remittances	Borrowing from family/friends Skipping meals
Mesherifeh	Stable employment Farm owning Business/trade	No info

Most common strategies used to cope with a lack of fuel

Alyana
No lack of fuel

Khadaan
No lack of fuel

Mesherifeh
No lack of fuel

Khweitleh Yarubiyeh
Burning furniture in use
Burning plastics
Burning waste

* 1 USD = 434 SYP (UN operational rates of exchange as of 1 December 2017)

Humanitarian Situation Overview in Syria (HSOS): Sub-district Factsheets

1/2 Ya'robiyah, Al Hasakeh Governorate

Sub-district P-Code: SY080302

November 2017

WASH

Most common water source

Status of water source

- Water is safe to drink
- Water tastes/smells bad
- People sick after drinking
- No information

Sufficiency of available water to meet household needs

- Sufficient
- Insufficient
- No information

Most common method of garbage disposal

Alyana
- Network
- Private paid collection

Khadaan
- Network
- Disposed at designated site

Khweitleh Yarubiyeh
- Closed well
- Buried / burned

Mesherifeh
- Network
- Left in street / public area

• 7/50 communities assessed (3 communities are shown on the next factsheet): Alyana, Khadaan, Khweitleh Yarubiyeh, Mesherifeh

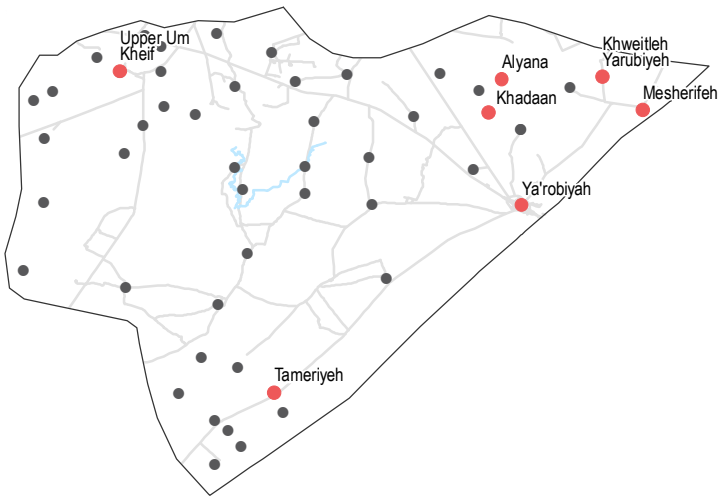

Food Security

Alyana

Bread: no info
Rice: 400 SYP
Lentils: 225 SYP
Sugar: 450 SYP
Cooking oil: 550 SYP

Shops
No difficulties reported
Private bakeries unavailable

Khadaan

Bread: no info
Rice: 450 SYP
Lentils: 350 SYP
Sugar: 650 SYP
Cooking oil: 650 SYP

Shops
No difficulties reported
Private bakeries unavailable

Khweitleh Yarubiyeh

Bread: no info
Rice: 500 SYP
Lentils: 225 SYP
Sugar: 550 SYP
Cooking oil: 700 SYP

Homemade
No difficulties reported
Private bakeries unavailable

Mesherifeh

Bread: no info
Rice: 550 SYP
Lentils: no info
Sugar: 500 SYP
Cooking oil: 750 SYP

Shops
No difficulties reported
Private bakeries unavailable

Main challenges to obtaining food

- No challenges
- Some foods unavailable
- Local production decreased
- Lack of access to markets
- Some foods expensive
- Lack of resources to buy food
- Lack of access to fuel
- Cooking fuel unavailable
- No information

Bread (public): 1 pack
Rice: 1kg
Lentils: 1 kg
Sugar: 1kg
Cooking oil: 1 litre

Access to bread

- Most common source of bread
- Most common barriers to accessing bread
- Number of days, per month, where bread from private bakeries was unavailable

Education

Status of primary schools in village

- Functioning
- Not functioning
- Not available
- No information

Barriers to accessing education services

Alyana
Most children accessed education

Khadaan
Services are too far

Khweitleh Yarubiyeh
Most children accessed education

Mesherifeh
Most children accessed education

Health

	Most common health problems	Most common barriers to accessing healthcare
Alyana	Pregnancy related diseases Acute respiratory infections Severe diseases affecting those aged less than 5	No facilities in the area Old age Services are too expensive
Khadaan	Chronic diseases Severe diseases affecting those aged less than 5	No facilities in the area
Khweitleh Yarubiyeh	Diarrhoea Pregnancy related diseases Malnutrition	No facilities in the area High cost of transportation Services are too expensive
Mesherifeh	Communicable diseases Chronic diseases Acute respiratory infections	No facilities in the area High cost of transportation Services are too expensive

* 1 USD = 434 SYP (UN operational rates of exchange as of 1 December 2017)

Humanitarian Situation Overview in Syria (HSOS): Sub-district Factsheets

2/2 Ya'robiyah, Al Hasakeh Governorate

Sub-district P-Code: SY080302

November 2017

Displacement

- % of pre-conflict population remaining
- % of population that are female
- % of female-headed households
- IDPs living in village
- New IDP arrivals
- Returnees

Tameriyeh

51-75% | 51-75% | 1-25%

Yes | No | No

Upper Um Kheif

51-75% | 51-75% | 26-50%

Yes | No info | No

Ya'robiyah

76-100% | 26-50% | 1-25%

Yes | No info | No

• 7/50 communities assessed (4 communities are shown on the previous factsheet): Tameriyeh, Upper Um Kheif, Ya'robiyah

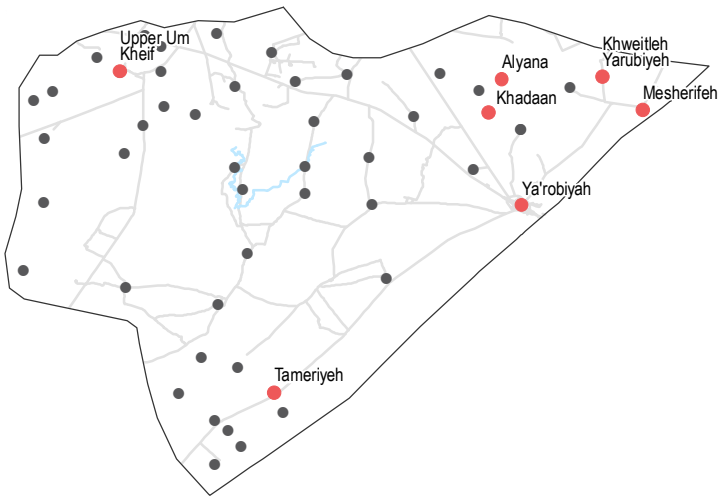

NFIs

Tameriyeh

B	2200 SYP		3000 SYP
C	NA		5500 SYP
D	50 SYP		NA
F	NA		NA

Upper Um Kheif

B	2500 SYP		3200 SYP
C	500 SYP		NA
D	150 SYP		NA
F	NA		NA

Ya'robiyah

B	2300 SYP		2200 SYP
C	700 SYP		5000 SYP
D	40 SYP		NA
F	NA		NA

Most common electricity source

- Main network
- Generator
- No source
- Solar alternative
- No information

Fuel Prices (SYP)*

- B Butane (cannister)
- C Coal (1kg)
- D Diesel (1 litre)
- F Firewood (1 tonne)

NFI Prices (SYP)*

- Cement (50kg)
- Floor mat (3*4m)
- Plastic tarpaulin (1m²)
- Tent (5 persons)

NA: not available for purchase

Shelter

Most common shelter

- Independent apartment or house
- Shared apartment or house
- Unfinished apartment or house
- Tent
- Private space not for shelter
- Cave/natural shelter
- Collective public space not for shelter
- No IDPs
- No information

Min - Max: rent paid per room (where known)

Tameriyeh

NDPs: No info | IDPs: No info

Upper Um Kheif

NDPs: No info | IDPs: No info

Ya'robiyah

NDPs: 1500 - 2000 SYP | IDPs: No info

Livelihoods

	Most common sources of income	Most common strategies used to cope with lack of income / resources
Tameriyeh	Daily employment High risk/illegal work	Adults begging Taking loans/buying on credit Borrowing from family/friends
Upper Um Kheif	Daily employment Business/trade Support from family/friends	No info
Ya'robiyah	Stable employment Allowances	High risk/illegal work

Most common strategies used to cope with a lack of fuel

Tameriyeh

No lack of fuel

Upper Um Kheif

No lack of fuel

Ya'robiyah

No lack of fuel

* 1 USD = 434 SYP (UN operational rates of exchange as of 1 December 2017)

Humanitarian Situation Overview in Syria (HSOS): Sub-district Factsheets

2/2 Ya'robiyah, Al Hasakeh Governorate

Sub-district P-Code: SY080302

November 2017

WASH

Most common water source

Status of water source

- Water is safe to drink
- Water tastes/smells bad
- People sick after drinking
- No information

Sufficiency of available water to meet household needs

- Sufficient
- Insufficient
- No information

Most common method of garbage disposal

Tameriyeh
- Closed well
- Buried / burned

Upper Um Kheif
- Network
- Disposed at designated site

Ya'robiyah
- Network
- Private paid collection

• 7/50 communities assessed (4 communities are shown on the previous factsheet): Tameriyeh, Upper Um Kheif, Ya'robiyah

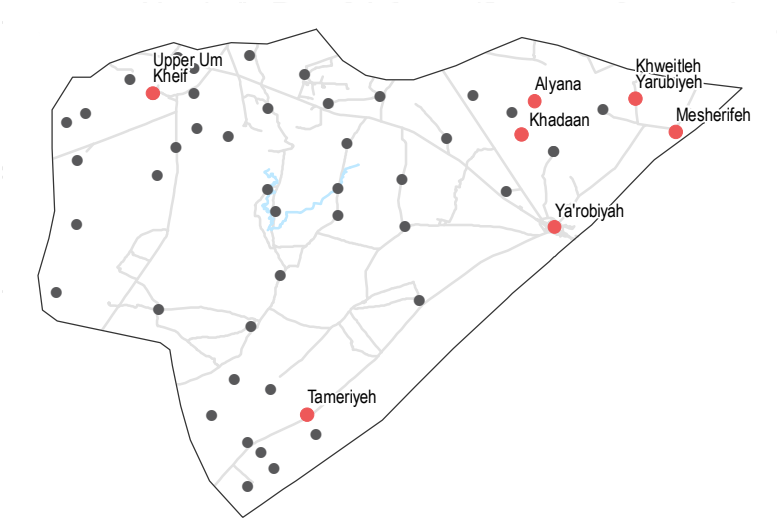

Food Security

Tameriyeh

Bread: no info
Rice: 600 SYP
Lentils: 600 SYP
Sugar: 400 SYP
Cooking oil: 600 SYP

- Homemade
- Flour too expensive
- Private bakeries unavailable

Upper Um Kheif

Bread: 100 SYP
Rice: 500 SYP
Lentils: no info
Sugar: 450 SYP
Cooking oil: 500 SYP

- Shops
- No difficulties reported
- Private bakeries unavailable

Ya'robiyah

Bread: no info
Rice: 700 SYP
Lentils: 300 SYP
Sugar: 450 SYP
Cooking oil: 500 SYP

- Private bakeries
- No difficulties reported
- 0

Main challenges to obtaining food

- No challenges
- Some foods unavailable
- Local production decreased
- Lack of access to markets
- Some foods expensive
- Lack of resources to buy food
- Lack of access to fuel
- Cooking fuel unavailable
- No information

Bread (public): 1 pack
Rice: 1kg
Lentils: 1 kg
Sugar: 1kg
Cooking oil: 1 litre

Access to bread

- Most common source of bread
- Most common barriers to accessing bread
- Number of days, per month, where bread from private bakeries was unavailable

Education

Status of primary schools in village

- Functioning
- Not functioning
- Not available
- No information

Barriers to accessing education services

Ya'robiyah
Most children accessed education

Tameriyeh
Most children accessed education

Upper Um Kheif
Most children accessed education

Health

	Most common health problems	Most common barriers to accessing healthcare
Tameriyeh	Diarrhoea Fever Malnutrition	No facilities in the area Security concerns around travel Services are too expensive
Upper Um Kheif	Pregnancy related diseases Maternal health issues Acute respiratory infections	No facilities in the area
Ya'robiyah	Skin diseases Chronic diseases Acute respiratory infections	Services are too expensive

* 1 USD = 434 SYP (UN operational rates of exchange as of 1 December 2017)