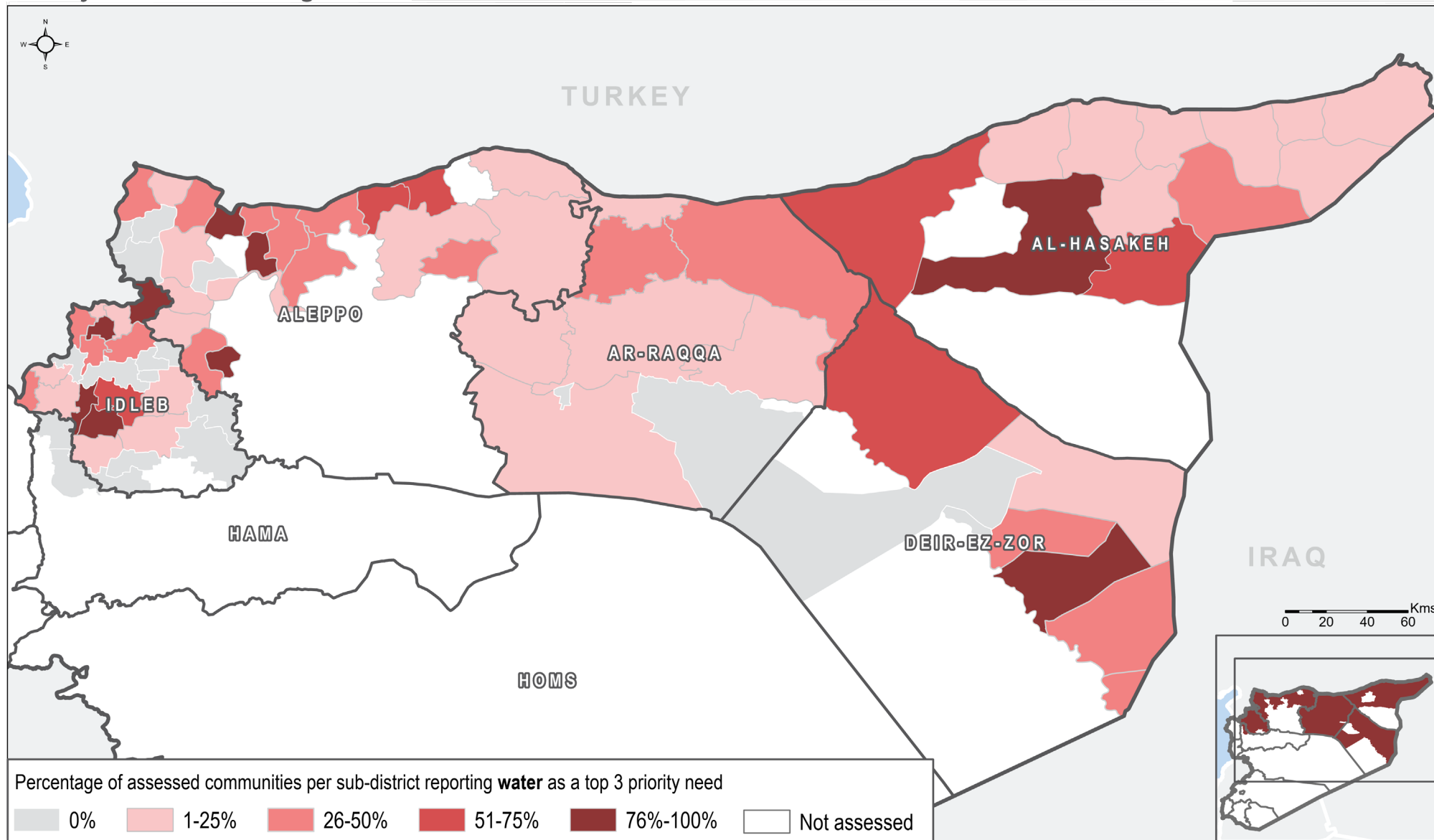


Priority Need: Water - August 2019

Humanitarian Use Only
Production date : 10/10/2019



Data source: REACH - Humanitarian Situation Overview of Syria (HSOS)
Priority need questions were 'select up to three' so the percentages across all maps add up to more than 100%.

Priority needs reported are the perceived top 3 priority needs as reported by KIs within assessed communities and are not necessarily representative of actual priorities.

Annexes detailing the priorities reported by each assessed community are available on request.

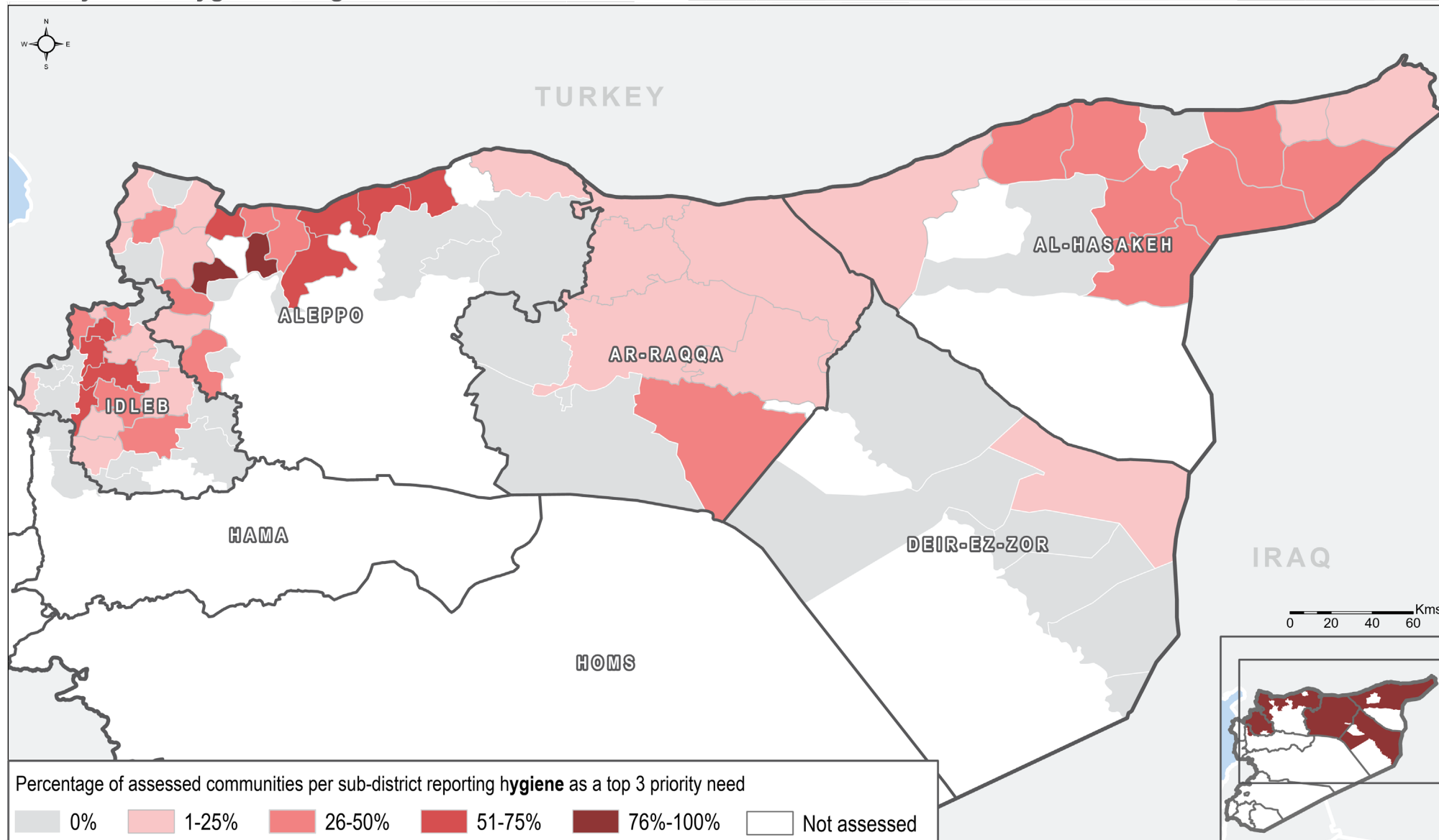
Number of assessed communities in sub-district reporting water as top 3 priority need

admin1Name	admin3Name	Water	admin1Name	admin3Name	Water	admin1Name	admin3Name	Water	admin1Name	admin3Name	Water
Al-Hasakeh	Al-Hasakeh	1/1	Aleppo	Daret Azza	3/25	Ar-Raqqa	Mansura	1/9	Idleb	Ehsem	16/19
Al-Hasakeh	Al-Malikeyyeh	7/49	Aleppo	Ghandorah	20/36	Ar-Raqqa	Sabka	0/2	Idleb	Harim	1/5
Al-Hasakeh	Amuda	2/18	Aleppo	Hadher	1/1	Ar-Raqqa	Suluk	10/37	Idleb	Heish	0/13
Al-Hasakeh	Be'r Al-Hulo Al-Wardeyyeh	1/8	Aleppo	Haritan	2/8	Ar-Raqqa	Tell Abiad	5/26	Idleb	Idleb	0/15
Al-Hasakeh	Darbasiyah	4/16	Aleppo	Jandairis	0/44	Deir-ez-Zor	Basira	7/14	Idleb	Janudiyeh	3/12
Al-Hasakeh	Hole	6/11	Aleppo	Jarablus	24/35	Deir-ez-Zor	Deir-ez-Zor	0/6	Idleb	Jisr-Ash-Shugur	7/39
Al-Hasakeh	Jawadiyah	5/28	Aleppo	Ma'btali	0/25	Deir-ez-Zor	Hajin	2/7	Idleb	Kafr Nobol	2/26
Al-Hasakeh	Qahtaniyyeh	6/29	Aleppo	Mare'	5/6	Deir-ez-Zor	Khasham	0/4	Idleb	Kafr Takharim	8/10
Al-Hasakeh	Quamishli	1/16	Aleppo	Menbij	10/60	Deir-ez-Zor	Kisreh	27/39	Idleb	Khan Shaykun	0/2
Al-Hasakeh	Ras Al Ain	11/20	Aleppo	Nabul	0/1	Deir-ez-Zor	Sur	4/17	Idleb	Ma'arrat An Nu'man	7/30
Al-Hasakeh	Tal Hmis	11/23	Aleppo	Raju	20/50	Deir-ez-Zor	Susat	2/5	Idleb	Maaret Tamsrin	6/22
Al-Hasakeh	Ya'robiyah	3/17	Aleppo	Sarin	2/90	Deir-ez-Zor	Thiban	11/11	Idleb	Mhambal	17/22
Aleppo	A'zaz	13/16	Aleppo	Sharan	9/31	Hama	Madiq Castle	0/2	Idleb	Qourqeena	4/17
Aleppo	Abu Qalqal	7/19	Aleppo	Sheikh El-Hadid	0/13	Hama	Ziyara	0/3	Idleb	Salqin	10/26
Aleppo	Afrin	6/37	Aleppo	Suran	11/25	Idleb	Abul Thohur	0/7	Idleb	Sanjar	0/6
Aleppo	Aghtrin	13/40	Aleppo	Zarbah	6/13	Idleb	Ariha	24/34	Idleb	Saraqab	6/24
Aleppo	Ain al Arab	5/28	Ar-Raqqa	Al-Thawrah	0/2	Idleb	Armanaz	4/14	Idleb	Sarmin	0/1
Aleppo	Al Bab	8/22	Ar-Raqqa	Ar-Raqqa	19/79	Idleb	Badama	4/12	Idleb	Teftnaz	0/7
Aleppo	Ar-Ra'ee	15/30	Ar-Raqqa	Ein Issa	12/46	Idleb	Bennsh	0/4			
Aleppo	Atareb	1/30	Ar-Raqqa	Jurneyyeh	3/42	Idleb	Dana	19/20			
Aleppo	Bulbul	3/33	Ar-Raqqa	Karama	6/28	Idleb	Darkosh	0/9			

Data source: REACH - Humanitarian Situation Overview of Syria (HSOS)

Priority Need: Hygiene - August 2019

Humanitarian Purposes Only
Production date : 08/10/2019



Data source: REACH - Humanitarian Situation Overview of Syria (HSOS)
Priority need questions were 'select up to three' so the percentages across all maps add up to more than 100%.

Priority needs reported are the perceived top 3 priority needs as reported by KIs within assessed communities and are not necessarily representative of actual priorities.

Annexes detailing the priorities reported by each assessed community are available on request.

Humanitarian Situation Overview in Syria (HSOS) August 2019

Number of assessed communities in sub-district reporting sanitation as top 3 priority need

admin1Name	admin3Name	Hygiene	admin1Name	admin3Name	Hygiene	admin1Name	admin3Name	Hygiene	admin1Name	admin3Name	Hygiene
Al-Hasakeh	Al-Hasakeh	0/1	Aleppo	Daret Azza	9/25	Ar-Raqqa	Mansura	0/9	Idleb	Ehsem	2/19
Al-Hasakeh	Al-Malikeyyeh	10/49	Aleppo	Ghandorah	19/36	Ar-Raqqa	Sabka	1/2	Idleb	Harim	1/5
Al-Hasakeh	Amuda	7/18	Aleppo	Hadher	0/1	Ar-Raqqa	Suluk	1/37	Idleb	Heish	0/13
Al-Hasakeh	Be'r Al-Hulo Al-Wardeyyeh	4/8	Aleppo	Haritan	0/8	Ar-Raqqa	Tell Abiad	5/26	Idleb	Idleb	8/15
Al-Hasakeh	Darbasiyah	7/16	Aleppo	Jandairis	0/44	Deir-ez-Zor	Basira	0/14	Idleb	Janudiyeh	0/12
Al-Hasakeh	Hole	4/11	Aleppo	Jarablus	20/35	Deir-ez-Zor	Deir-ez-Zor	0/6	Idleb	Jisr-Ash-Shugur	0/39
Al-Hasakeh	Jawadiyah	1/28	Aleppo	Ma'btali	12/25	Deir-ez-Zor	Hajin	0/7	Idleb	Kafr Nobol	1/26
Al-Hasakeh	Qahtaniyyeh	12/29	Aleppo	Mare'	6/6	Deir-ez-Zor	Khasham	0/4	Idleb	Kafr Takharim	6/10
Al-Hasakeh	Quamishli	0/16	Aleppo	Menbij	0/60	Deir-ez-Zor	Kisreh	0/39	Idleb	Khan Shaykun	0/2
Al-Hasakeh	Ras Al Ain	3/20	Aleppo	Nabul	1/1	Deir-ez-Zor	Sur	1/17	Idleb	Ma'arrat An Nu'man	9/30
Al-Hasakeh	Tal Hmis	9/23	Aleppo	Raju	4/50	Deir-ez-Zor	Susat	0/5	Idleb	Maaret Tamsrin	5/22
Al-Hasakeh	Ya'robiyah	6/17	Aleppo	Sarin	0/90	Deir-ez-Zor	Thiban	0/11	Idleb	Mhambal	12/22
Aleppo	A'zaz	10/16	Aleppo	Sharan	3/31	Hama	Madiq Castle	0/2	Idleb	Qourqeena	5/17
Aleppo	Abu Qalqal	0/19	Aleppo	Sheikh El-Hadid	1/13	Hama	Ziyara	0/3	Idleb	Salqin	10/26
Aleppo	Afrin	1/37	Aleppo	Suran	10/25	Idleb	Abul Thohur	0/7	Idleb	Sanjar	0/6
Aleppo	Aghtrin	19/40	Aleppo	Zarbah	5/13	Idleb	Ariha	16/34	Idleb	Saraqab	5/24
Aleppo	Ain al Arab	1/28	Ar-Raqqa	Al-Thawrah	0/2	Idleb	Armanaz	8/14	Idleb	Sarmin	0/1
Aleppo	Al Bab	12/22	Ar-Raqqa	Ar-Raqqa	14/79	Idleb	Badama	1/12	Idleb	Teftnaz	0/7
Aleppo	Ar-Ra'ee	18/30	Ar-Raqqa	Ein Issa	6/46	Idleb	Bennsh	1/4			
Aleppo	Atareb	3/30	Ar-Raqqa	Jurneyyeh	0/42	Idleb	Dana	0/20			
Aleppo	Bulbul	0/33	Ar-Raqqa	Karama	2/28	Idleb	Darkosh	0/9			

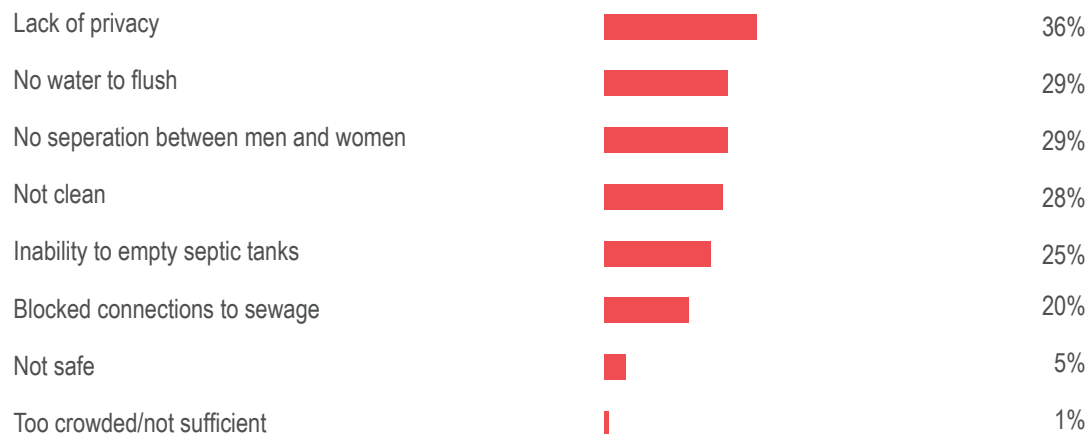
Data source: REACH - Humanitarian Situation Overview of Syria (HSOS)

Humanitarian Situation Overview in Syria (HSOS) August 2019

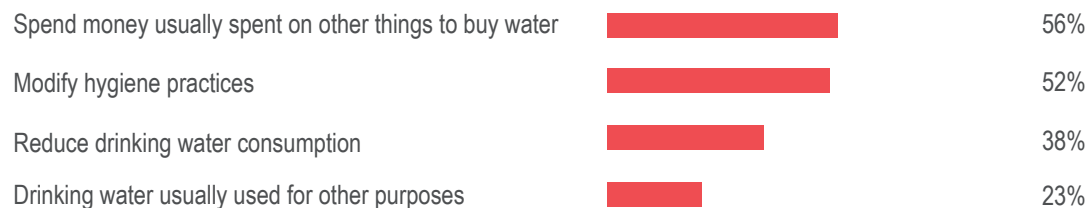
WASH IN NORTHEAST SYRIA (NES)

123/806 Communities reported that water from their primary source tasted and/or smelled bad.
42/806 Communities reported that drinking water from their primary source was perceived to be making people sick.

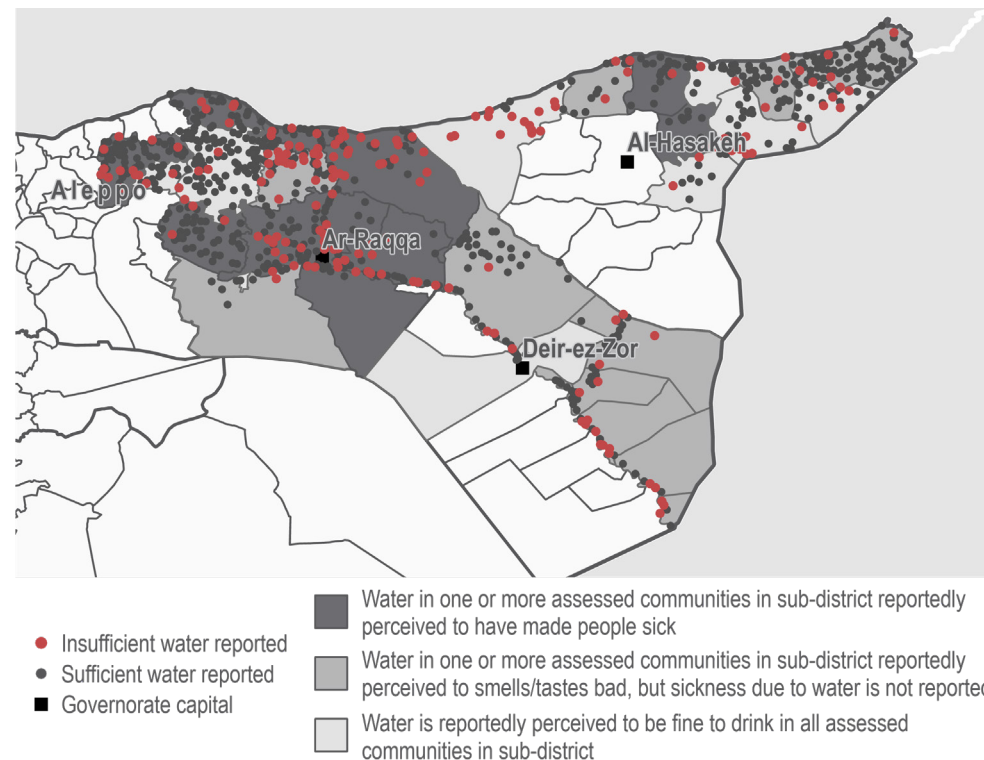
454 communities reported that residents had no problems with latrines. The most commonly reported problems with latrines in the remaining **352** assessed communities were:^{1,2,3}



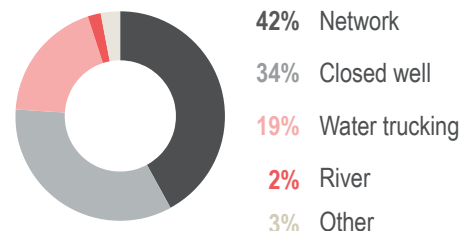
624 communities reported that they had sufficient amounts of water to meet household needs. The most common coping strategies to deal with a lack of water in the remaining **181** assessed communities were:^{1,2,3}



Communities that reported insufficient amounts of water to meet household needs:⁴



Primary drinking water source reported:²



Primary method of garbage disposal reported:^{1,2}

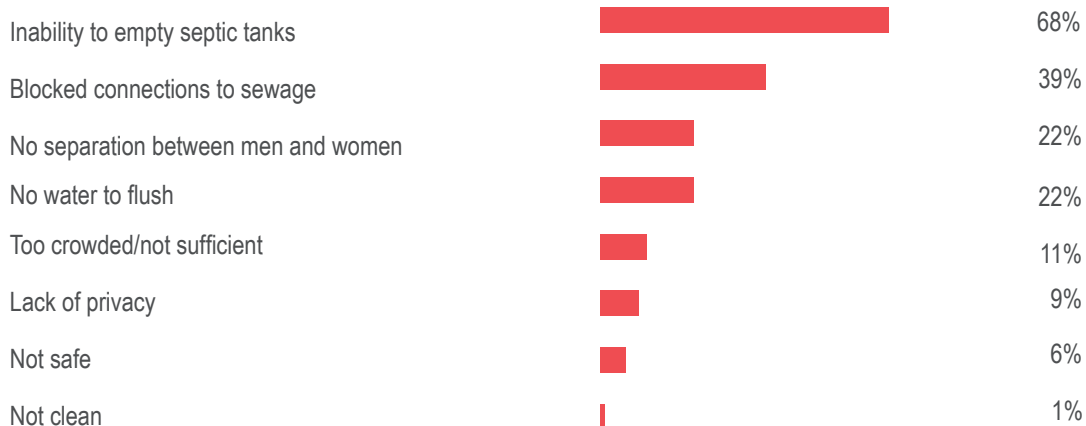


Humanitarian Situation Overview in Syria (HSOS) August 2019

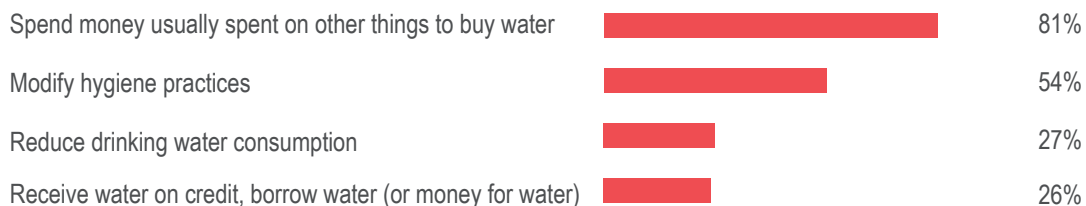
WASH IN NORTHWEST SYRIA (NWS)

11/922 Communities reported that water from their primary source tasted and/or smelled bad.
1/922 Qubbet Elsheikh community (Al Bab sub-district, Aleppo governorate) reported that drinking water from their primary source was perceived to be making people sick.

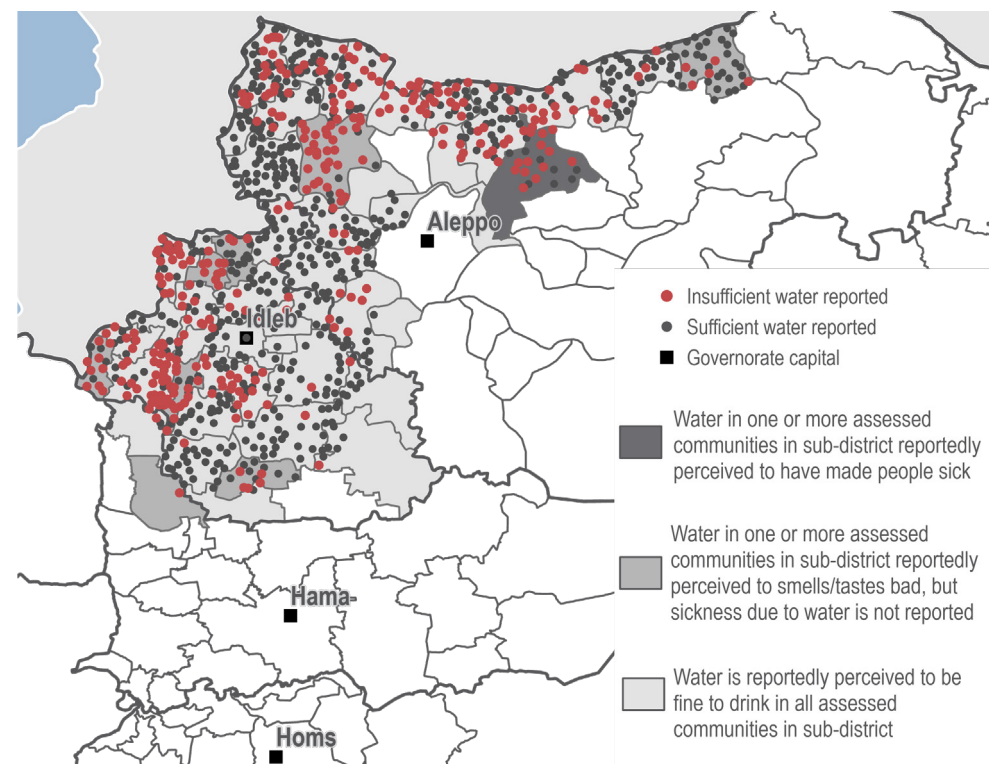
556 communities reported that residents had no problems with latrines. The most commonly reported problems with latrines in the remaining **366** assessed communities were:^{1,2,3}



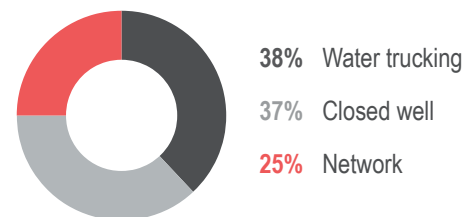
605 communities reported that they had sufficient amounts of water to meet household needs. The most common coping strategies to deal with a lack of water in the remaining **317** assessed communities were:^{1,2,3}



Communities that reported insufficient amounts of water to meet household needs:⁴



Primary drinking water source reported:²



Primary method of garbage disposal reported:^{1,2}



METHODOLOGY

HSOS data collection is conducted through an enumerator network in accessible locations throughout Idleb, Aleppo, northern Hama, Deir-ez-Zor, Ar-Raqqa, and Al-Hasakeh governorates. REACH enumerators are based inside Syria and interview Key Informants (KIs) directly in the community about which they are reporting. Where access and security constraints render direct data collection unfeasible, some KI interviews are conducted remotely through participants identified in camps and settlements in neighbouring countries by REACH field teams. Participants contact multiple KIs in their community in Syria to collect information about their community. KIs are asked to report at the community level. This factsheet presents information gathered in 1,728 communities. Data was collected during the month of September 2019, and refers to the situation in August 2019.

KIs generally included local council members, Syrian NGO workers, medical professionals, teachers, shop owners and farmers, among others, and were chosen based on their community-level or sector specific knowledge. In cases where KIs disagree on a certain piece of information, enumerators triangulate the data with secondary sources or select the response provided by the KI with the more relevant sector-specific background. For each question asked, confidence levels are assigned based on the KIs area of expertise and knowledge of the sector-specific situation. The confidence levels associated with each question are presented in the [final dataset](#). The full confidence matrix used to assign confidence levels is available upon request.

Findings are triangulated through secondary sources, including news monitoring and humanitarian reports. Where necessary, follow-up is conducted with enumerators and participants. Findings are indicative rather than representative, and should not be generalised across the region.

ENDNOTES

¹ Assessed using select multiple questions. ² By percentage of communities reporting. ³ Not all surveys have answers for every question, in these scenarios the KI or participant will input no answer. When the dataset has no answer for a particular question the reported number of assessed communities will not add up to the total number of communities assessed and percentages will be calculated based on submitted responses. ⁴ Based on KI perception of sufficiency.

About REACH

REACH facilitates the development of information tools and products that enhance the capacity of aid actors to make evidence-based decisions in emergency, recovery and development contexts. The methodologies used by REACH include primary data collection and in-depth analysis, and all activities are conducted through inter-agency aid coordination mechanisms. REACH is a joint initiative of IMPACT Initiatives, ACTED and the United Nations Institute for Training and Research - Operational Satellite Applications Programme (UNITAR-UNOSAT). For more information please visit our website: www.reach-initiative.org. You can contact us directly at: geneva@reach-initiative.org and follow us on Twitter [@REACH_info](#).