

Introduction

This multi-sectoral needs assessment is part of a monthly data collection exercise which aims to gather information about needs and the humanitarian situation inside Syria. The factsheets present information collected in May 2018, referring to the situation in April 2018.

These factsheets present information at the community level for seven sub-districts in Idleb district in Idleb governorate. Selected key indicators for the following sectors are included in the factsheets: displacement, shelter, non-food items (NFIs), health, food security, water sanitation and hygiene (WASH) and education. The factsheets do not cover the entire range of indicators gathered in the questionnaire.


For full visualisation of all indicators collected, please see the SIMAWG Needs Identification Dynamic Reporting Tool, available here: <https://reach3.cern.ch/simawg/Default.aspx>.

Methodology and limitations

These findings are based on data collected both directly and remotely (in Turkey) from Key Informants (KIs) residing in the communities assessed.

Information was collected from KIs in 43 communities in 7 sub districts of Idleb governorate. For each question asked, confidence levels were assigned based on the KIs area of expertise and knowledge of the sector-specific situation.

For a full description of the methodology, please see the Terms of Reference, available on the [REACH Resource Centre](#).



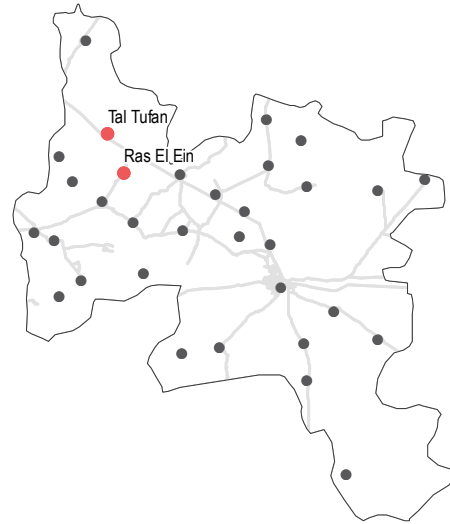
PDF: click on a sub-district name to directly access the relevant factsheet

Displacement

- % of pre-conflict population remaining
- % of population that are female
- % of female-headed households
- IDPs living in village
- New IDP arrivals
- Returnees

Ras El Ein			
76-100%	No info	1-25%	
Yes	Yes	No	
Tal Tufan			
76-100%	26-50%	No info	
Yes	Yes	Yes	

• 2/32 communities assessed : Ras El Ein, Tal Tufan



Shelter

- Independent apartment or house
 - Shared apartment or house
 - Unfinished apartment or house
 - Tent
 - Private space not for shelter
 - Cave/natural shelter
 - Collective public space not for shelter
 - No IDPs
 - No information
- Min - Max: rent paid per room (where known)

Ras El Ein	
NDPs	IDPs
No info	
Tal Tufan	
NDPs	IDPs
No info	

Livelihoods

	Most common sources of income	Most common strategies used to cope with lack of income / resources
Ras El Ein	Stable employment Daily employment Savings	Selling household assets
Tal Tufan	Stable employment Daily employment	Taking loans/buying on credit

NFIs

Ras El Ein	
B 7700 SYP	NA
C 75 SYP	2750 SYP
D 250 SYP	750 SYP
F 75000 SYP	37000 SYP
Tal Tufan	
B 7600 SYP	1900 SYP
C 74 SYP	3200 SYP
D 250 SYP	700 SYP
F 77000 SYP	34000 SYP

- Most common electricity source
- Main network
 - Generator
 - No source
 - Solar alternative
 - Batteries
 - No information
- Fuel Prices (SYP)*
- B** Butane (cannister)
 - C** Coal (1kg)
 - D** Diesel (1 litre)
 - F** Firewood (1 tonne)
- NFI Prices (SYP)*
- Cement (50kg)
 - Floor mat (3*4m)
 - Plastic tarpaulin (1m²)
 - Tent (5 persons)
- NA: not available for purchase

- Ras El Ein**
Cutting trees
- Tal Tufan**
Burning plastics

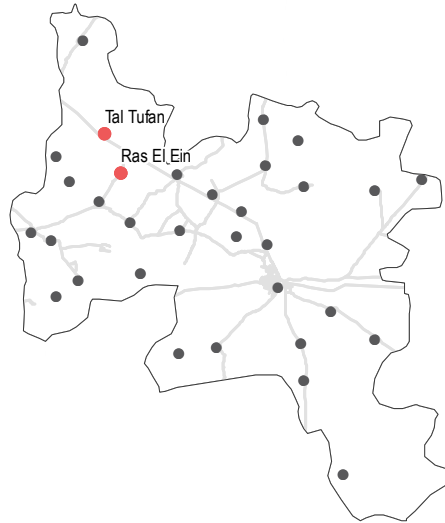
Most common strategies used to cope with a lack of fuel

WASH

- Most common water source
- Status of water source
- Water is safe to drink
 - Water tastes/smells bad
 - People sick after drinking
 - No information
- Sufficiency of available water to meet household needs
- Sufficient
 - Insufficient
 - No information
- Most common method of garbage disposal

- Ras El Ein**
- Closed well
 - Left in street / public area
- Tal Tufan**
- Closed well
 - Left in street / public area

• 2/32 communities assessed : Ras El Ein, Tal Tufan



Food Security

Ras El Ein

- Private bakeries
- Wheat too expensive
- Bread: no info
- Rice: 225 SYP
- Lentils: 200 SYP
- Sugar: 300 SYP
- Cooking oil: 325 SYP

Tal Tufan

- Private bakeries
- No difficulties reported
- Bread: no info
- Rice: 250 SYP
- Lentils: 250 SYP
- Sugar: 300 SYP
- Cooking oil: 300 SYP

Main challenges to obtaining food

- No challenges
- Some foods unavailable
- Local production decreased
- Lack of access to markets
- Some foods expensive
- Lack of resources to buy food
- Lack of access to fuel
- Cooking fuel unavailable
- No information

Bread (public): 1 pack
 Rice: 1kg
 Lentils: 1kg
 Sugar: 1kg
 Cooking oil: 1 litre

Access to bread

- Most common source of bread
- Most common barriers to accessing bread
- Number of days, per month, where bread from private bakeries was unavailable

Education

- Status of primary schools in village
- Functioning
 - Not functioning
 - Not available
 - No information
- Barriers to accessing education services

Ras El Ein

- Lack of teaching staff
- Lack of school supplies

Tal Tufan

- Lack of teaching staff
- Lack of school supplies

Health

- Most common health problems
- Most common barriers to accessing healthcare

Ras El Ein

Skin diseases
 Chronic diseases
 Pregnancy related diseases

No difficulties reported

Tal Tufan

Skin diseases
 Communicable diseases

No difficulties reported

Bennsh, Idleb Governorate

April 2018

Displacement

- % of pre-conflict population remaining
- % of population that are female
- % of female-headed households
- IDPs living in village
- New IDP arrivals
- Returnees

Bennsh					
51-75%	51-75%	1-25%			
Yes	No	No			
Toum					
76-100%	51-75%	1-25%			
Yes	No	No			

• 2/4 communities assessed : Bennsh, Toum



Shelter

- Independent apartment or house
 - Shared apartment or house
 - Unfinished apartment or house
 - Tent
 - Private space not for shelter
 - Cave/natural shelter
 - Collective public space not for shelter
 - No IDPs
 - No information
- Min - Max: rent paid per room (where known)

Bennsh	
NDPs	IDPs
4000 - 5000 SYP	
Toum	
NDPs	IDPs
3000 - 4000 SYP	

Livelihoods

Most common sources of income	Most common strategies used to cope with lack of income / resources
Bennsh	
Daily employment Farm owning Business/trade	Borrowing from family/friends Skipping meals
Toum	
Daily employment Farm owning Business/trade	Borrowing from family/friends Skipping meals

NFIs

Bennsh	
B 8000 SYP	2000 SYP
C NA	5000 SYP
D 250 SYP	500 SYP
F NA	25000 SYP
Toum	
B 8000 SYP	2000 SYP
C NA	5000 SYP
D 250 SYP	600 SYP
F NA	25000 SYP

- Most common electricity source
- Main network
 - Generator
 - No source
 - Solar alternative
 - Batteries
 - No information
- Fuel Prices (SYP)*
- B** Butane (cannister)
 - C** Coal (1kg)
 - D** Diesel (1 litre)
 - F** Firewood (1 tonne)
- NFI Prices (SYP)*
- Cement (50kg)
 - Floor mat (3*4m)
 - Plastic tarpaulin (1m²)
 - Tent (5 persons)
- NA: not available for purchase

- Bennsh**
No lack of fuel
- Toum**
No lack of fuel

- Most common strategies used to cope with a lack of fuel

Bennsh, Idleb Governorate

April 2018

WASH

- Most common water source**
- Water is safe to drink
 - Water tastes/smells bad
 - People sick after drinking
 - No information
- Sufficiency of available water to meet household needs**
- Sufficient
 - Insufficient
 - No information
- Most common method of garbage disposal**

- Bennsh**
- Water trucking
 - Private paid collection
- Toum**
- Water trucking
 - Public free collection

• 2/4 communities assessed : Bennsh, Toum



Food Security

Bennsh

- Bread: 200 SYP
 - Rice: 425 SYP
 - Lentils: 500 SYP
 - Sugar: 325 SYP
 - Cooking oil: 600 SYP
- Public bakeries
 - No difficulties reported
 - 1 to 10

Toum

- Bread: no info
 - Rice: 450 SYP
 - Lentils: 450 SYP
 - Sugar: 325 SYP
 - Cooking oil: 600 SYP
- Shops
 - No difficulties reported
 - Private bakeries unavailable

Main challenges to obtaining food

- No challenges
- Some foods unavailable
- Local production decreased
- Lack of access to markets
- Some foods expensive
- Lack of resources to buy food
- Lack of access to fuel
- Cooking fuel unavailable
- No information

Bread (public): 1 pack
 Rice: 1kg
 Lentils: 1 kg
 Sugar: 1kg
 Cooking oil: 1 litre

Access to bread

- Most common source of bread
- Most common barriers to accessing bread
- Number of days, per month, where bread from private bakeries was unavailable

Education

- Status of primary schools in village**
- Functioning
 - Not functioning
 - Not available
 - No information
- Barriers to accessing education services**

Bennsh
 Lack of school supplies

Toum
 Most children accessed education

Health

Most common health problems
 Chronic diseases
 Acute respiratory infections

Most common barriers to accessing healthcare
 No difficulties reported

Bennsh

Toum

Chronic diseases
 Acute respiratory infections

No facilities in the area
 High cost of transportation
 Lack of transportation

Idleb 1/3, Idleb Governorate

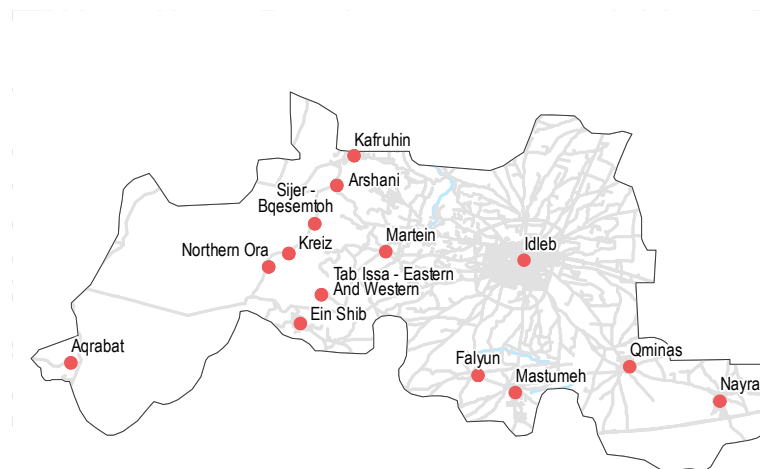
April 2018

Displacement

- % of pre-conflict population remaining
- % of population that are female
- % of female-headed households
- IDPs living in village
- New IDP arrivals
- Returnees

Community	% of pre-conflict population remaining	% of population that are female	% of female-headed households	IDPs living in village	New IDP arrivals	Returnees
Aqrabat	76-100%	51-75%	1-25%	Yes	Yes	No
Arshani	51-75%	26-50%	1-25%	Yes	No	No
Ein Shib	51-75%	26-50%	1-25%	Yes	Yes	No
Falyun	51-75%	26-50%	1-25%	Yes	Yes	No
Idleb	51-75%	26-50%	1-25%	Yes	Yes	Yes

• 14/19 communities assessed (9 communities are shown on the next two factsheets): Aqrabat, Arshani, Ein Shib, Falyun, Idleb



Shelter

- Independent apartment or house
- Shared apartment or house
- Unfinished apartment or house
- Tent
- Private space not for shelter
- Cave/natural shelter
- Collective public space not for shelter
- No IDPs
- No information
- Min - Max: rent paid per room (where known)

Community	Most common shelter	Min - Max: rent paid per room (where known)
Aqrabat	Independent apartment or house (10000 - 12500 SYP)	6000 - 7000 SYP
Arshani	Independent apartment or house (5500 - 6500 SYP)	6000 - 7000 SYP
Ein Shib	Independent apartment or house (5500 - 6500 SYP)	6000 - 7000 SYP
Falyun	No info	6000 - 7000 SYP
Idleb	Independent apartment or house (8000 - 10000 SYP)	6000 - 7000 SYP

Livelihoods

- Most common sources of income
- Most common strategies used to cope with lack of income / resources

Community	Most common sources of income	Most common strategies used to cope with lack of income / resources
Aqrabat	Farm owning Business/trade Support from family/friends	Skipping meals
Arshani	Daily employment Farm owning Business/trade	Children sent to work/beg
Ein Shib	Daily employment Farm owning Business/trade	Children sent to work/beg
Falyun	Daily employment Farm owning Business/trade	Children sent to work/beg
Idleb	Daily employment Business/trade Remittances	Children sent to work/beg

NFIs

Community	Most common electricity source	Fuel Prices (SYP)*	NFI Prices (SYP)*
Aqrabat	Generator (B 8000 SYP)	Butane (cannister) (B 8000 SYP)	Cement (50kg) (B 8000 SYP)
Falyun	Generator (C 400 SYP)	Coal (1kg) (C 400 SYP)	Floor mat (3*4m) (C 400 SYP)
Arshani	Generator (D 240 SYP)	Diesel (1 litre) (D 300 SYP)	Plastic tarpaulin (1m²) (D 300 SYP)
Idleb	Generator (F 55000 SYP)	Firewood (1 tonne) (F 65000 SYP)	Tent (5 persons) (F 68500 SYP)
Ein Shib	Generator (B 8000 SYP)	Butane (cannister) (B 8000 SYP)	Cement (50kg) (B 8000 SYP)

Community	Most common strategies used to cope with a lack of fuel
Aqrabat	No lack of fuel
Arshani	No lack of fuel
Falyun	No lack of fuel
Ein Shib	No lack of fuel
Idleb	No lack of fuel

Idleb 1/3, Idleb Governorate

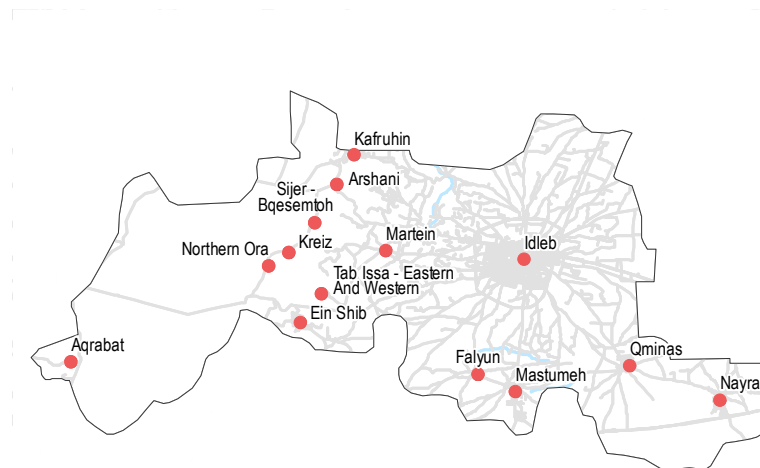
April 2018

WASH

- Most common water source**
- Water is safe to drink
 - Water tastes/smells bad
 - People sick after drinking
 - No information
- Sufficiency of available water to meet household needs**
- Sufficient
 - Insufficient
 - No information
- Most common method of garbage disposal**
- Private paid collection

- Aqrobat**
- Water trucking
 - Public free collection
- Arshani**
- Closed well
 - Private paid collection
- Ein Shib**
- Closed well
 - Private paid collection
- Falyun**
- Closed well
 - Private paid collection
- Idleb**
- Network
 - Private paid collection

• 14/19 communities assessed (9 communities are shown on the next two factsheets): Aqrobat, Arshani, Ein Shib, Falyun, Idleb



Education

- Status of primary schools in village**
- Functioning
 - Not functioning
 - Not available
 - No information
- Barriers to accessing education services**
- Most children accessed education

- Ein Shib**
- Most children accessed education
- Falyun**
- Most children accessed education
- Idleb**
- Most children accessed education

- Aqrobat**
- Most children accessed education
- Arshani**
- Most children accessed education

Health

- Most common health problems
- Most common barriers to accessing healthcare

Community	Most common health problems	Most common barriers to accessing healthcare
Aqrobat	Pregnancy related diseases Maternal health issues Severe diseases affecting those aged less than 5	No difficulties reported
Arshani	Acute respiratory infections Fever Severe diseases affecting those aged less than 5	No facilities in the area
Ein Shib	Pregnancy related diseases Acute respiratory infections Fever	No difficulties reported
Falyun	Acute respiratory infections Fever	No difficulties reported
Idleb	Chronic diseases Maternal health issues Acute respiratory infections	No difficulties reported

Food Security

- Aqrobat**
- Bread: no info
 - Rice: 300 SYP
 - Lentils: 250 SYP
 - Sugar: 300 SYP
 - Cooking oil: 400 SYP
 - Shops
 - No difficulties reported
 - Private bakeries unavailable
- Arshani**
- Bread: 150 SYP
 - Rice: 450 SYP
 - Lentils: 225 SYP
 - Sugar: 350 SYP
 - Cooking oil: 525 SYP
 - Shops
 - No difficulties reported
 - Private bakeries unavailable
- Ein Shib**
- Bread: 150 SYP
 - Rice: 450 SYP
 - Lentils: 250 SYP
 - Sugar: 350 SYP
 - Cooking oil: 500 SYP
 - Shops
 - No difficulties reported
 - 0
- Falyun**
- Bread: 125 SYP
 - Rice: 450 SYP
 - Lentils: 250 SYP
 - Sugar: 350 SYP
 - Cooking oil: 525 SYP
 - Shops
 - No difficulties reported
 - Private bakeries unavailable
- Idleb**
- Bread: 125 SYP
 - Rice: 425 SYP
 - Lentils: 225 SYP
 - Sugar: 300 SYP
 - Cooking oil: 500 SYP
 - Public bakeries
 - No difficulties reported
 - 0

- Main challenges to obtaining food**
- No challenges
 - Some foods unavailable
 - Local production decreased
 - Lack of access to markets
 - Some foods expensive
 - Lack of resources to buy food
 - Lack of access to fuel
 - Cooking fuel unavailable
 - No information
- Bread (public): 1 pack**
- Rice: 1kg**
- Lentils: 1kg**
- Sugar: 1kg**
- Cooking oil: 1 litre**
- Access to bread**
- Most common source of bread
 - Most common barriers to accessing bread
 - Number of days, per month, where bread from private bakeries was unavailable

Idleb 2/3, Idleb Governorate

April 2018

Displacement

- % of pre-conflict population remaining
- % of population that are female
- % of female-headed households
- IDPs living in village
- New IDP arrivals
- Returnees

Community	% of pre-conflict population remaining	% of population that are female	% of female-headed households	IDPs living in village	New IDP arrivals	Returnees
Kafruhin	51-75%	26-50%	1-25%	Yes	No	No
Kreiz	51-75%	26-50%	1-25%	Yes	Yes	No
Martein	51-75%	26-50%	1-25%	Yes	No	No
Mastumeh	51-75%	26-50%	1-25%	Yes	Yes	No
Nayrab	51-75%	26-50%	1-25%	Yes	Yes	No

• 14/19 communities assessed (5 communities are shown on the previous factsheet, 4 communities are shown on the next factsheet): Kafruhin, Kreiz, Marte in, Mastumeh, Nayrab



Shelter

- Independent apartment or house
- Shared apartment or house
- Unfinished apartment or house
- Tent
- Private space not for shelter
- Cave/natural shelter
- Collective public space not for shelter
- No IDPs
- No information
- Min - Max: rent paid per room (where known)

Community	Most common shelter	Min - Max: rent paid per room (where known)
Kafruhin	Independent apartment or house	5500 - 6000 SYP
Kreiz	Independent apartment or house	4000 - 4500 SYP
Martein	No IDPs	5000 - 5500 SYP
Mastumeh	No info	
Nayrab	Independent apartment or house	7000 - 8000 SYP

Livelihoods

- Most common sources of income
- Most common strategies used to cope with lack of income / resources

Community	Most common sources of income	Most common strategies used to cope with lack of income / resources
Kafruhin	Daily employment Farm owning Business/trade	Children sent to work/beg
Kreiz	Daily employment Farm owning Business/trade	Children sent to work/beg
Martein	Daily employment Farm owning Business/trade	Children sent to work/beg
Mastumeh	Daily employment Farm owning Business/trade	Children sent to work/beg
Nayrab	Daily employment Farm owning Business/trade	Children sent to work/beg

NFIs

Community	Lightbulb (Electricity)	Lightbulb (Electricity)
Kafruhin	B 8000 SYP C 400 SYP D 300 SYP F 68500 SYP	B 2800 SYP C 3500 SYP D 1200 SYP F NA
Kreiz	B 8000 SYP C 450 SYP D 275 SYP F NA	B 2800 SYP C 3500 SYP D 1100 SYP F NA
Martein	B 8000 SYP C 400 SYP D 300 SYP F NA	B 2700 SYP C 3500 SYP D 1200 SYP F NA
Mastumeh	B 7500 SYP C 400 SYP D 350 SYP F 65000 SYP	B 2800 SYP C 3500 SYP D 1300 SYP F NA
Nayrab	B 7500 SYP C 400 SYP D 350 SYP F NA	B 2800 SYP C 3500 SYP D 1300 SYP F NA

- Most common electricity source
- Main network
- Generator
- No source
- Solar alternative
- Batteries
- No information
- Fuel Prices (SYP)*
- B** Butane (cannister)
- C** Coal (1kg)
- D** Diesel (1 litre)
- F** Firewood (1 tonne)
- NFI Prices (SYP)*
- Cement (50kg)
- Floor mat (3*4m)
- Plastic tarpaulin (1m²)
- Tent (5 persons)
- NA: not available for purchase
- Most common strategies used to cope with a lack of fuel

Community	Most common strategies used to cope with a lack of fuel
Kafruhin	No lack of fuel
Kreiz	No lack of fuel
Martein	No lack of fuel
Mastumeh	No lack of fuel
Nayrab	No lack of fuel

Idleb 2/3, Idleb Governorate

April 2018

WASH

- Most common water source**
- Water is safe to drink
 - Water tastes/smells bad
 - People sick after drinking
 - No information
- Sufficiency of available water to meet household needs**
- Sufficient
 - Insufficient
 - No information
- Most common method of garbage disposal**

Kafruhin

- Water trucking
- Private paid collection

Kreiz

- Closed well
- Private paid collection

Martein

- Water trucking
- Private paid collection

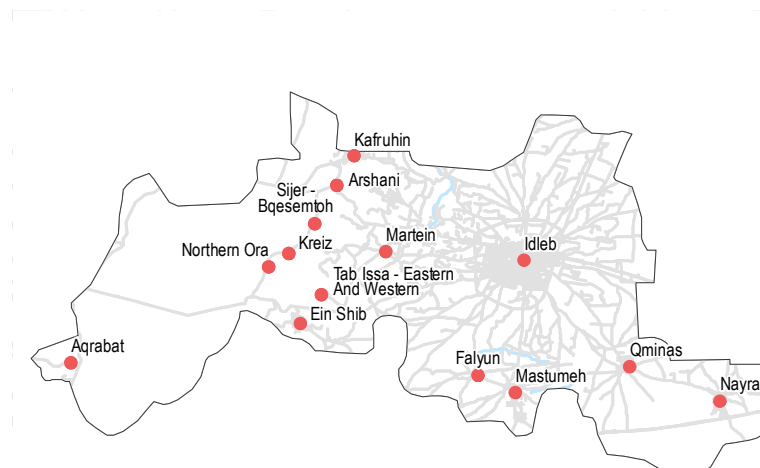
Mastumeh

- Closed well
- Private paid collection

Nayrab

- Closed well
- Private paid collection

• 14/19 communities assessed (5 communities are shown on the previous factsheet, 4 communities are shown on the next factsheet): Kafruhin, Kreiz, Marte in, Mastumeh, Nayrab



Education

- Status of primary schools in village**
- Functioning
 - Not functioning
 - Not available
 - No information
- Barriers to accessing education services**

Martein

Most children accessed education

Mastumeh

Most children accessed education

Kafruhin

Most children accessed education

Kreiz

Most children accessed education

Health

Most common health problems

Most common barriers to accessing healthcare

Kafruhin

Acute respiratory infections
Fever

No facilities in the area

Kreiz

Acute respiratory infections
Fever

No difficulties reported

Martein

Acute respiratory infections

No facilities in the area

Mastumeh

Diarrhoea
Acute respiratory infections

No difficulties reported

Nayrab

Acute respiratory infections
Fever

No difficulties reported

Food Security

Kafruhin

- Bread: 150 SYP
- Rice: 450 SYP
- Lentils: 250 SYP
- Sugar: 350 SYP
- Cooking oil: 525 SYP
- Shops
- No difficulties reported
- Private bakeries unavailable

Kreiz

- Bread: 150 SYP
- Rice: 450 SYP
- Lentils: 250 SYP
- Sugar: 325 SYP
- Cooking oil: 550 SYP
- Shops
- No difficulties reported
- Private bakeries unavailable

Martein

- Bread: 150 SYP
- Rice: 450 SYP
- Lentils: 250 SYP
- Sugar: 325 SYP
- Cooking oil: 525 SYP
- Shops
- No difficulties reported
- Private bakeries unavailable

Mastumeh

- Bread: 125 SYP
- Rice: 450 SYP
- Lentils: 225 SYP
- Sugar: 325 SYP
- Cooking oil: 525 SYP
- Private bakeries
- No difficulties reported
- 0

Nayrab

- Bread: 125 SYP
- Rice: 450 SYP
- Lentils: 250 SYP
- Sugar: 350 SYP
- Cooking oil: 550 SYP
- Private bakeries
- No difficulties reported
- 0

Main challenges to obtaining food

- No challenges
- Some foods unavailable
- Local production decreased
- Lack of access to markets
- Some foods expensive
- Lack of resources to buy food
- Lack of access to fuel
- Cooking fuel unavailable
- No information

Bread (public): 1 pack
Rice: 1kg
Lentils: 1kg
Sugar: 1kg
Cooking oil: 1 litre

Access to bread

Most common source of bread

Most common barriers to accessing bread

Number of days, per month, where bread from private bakeries was unavailable

Displacement

- % of pre-conflict population remaining
- % of population that are female
- % of female-headed households
- IDPs living in village
- New IDP arrivals
- Returnees

Sub-district	% of pre-conflict population remaining	% of population that are female	% of female-headed households	IDPs living in village	New IDP arrivals	Returnees
Northern Ora	51-75%	26-50%	1-25%	Yes	No	No
Qminas	51-75%	26-50%	1-25%	Yes	Yes	No
Sijer Bqesemtoh	51-75%	26-50%	1-25%	Yes	No	No
Tab Issa Eastern And Western	51-75%	26-50%	1-25%	Yes	No	No

• 14/19 communities assessed (10 communities are shown on the previous two factsheets): Northern Ora, Qminas, Sijer Bqesemtoh, Tab Issa Eastern And Western,



NFIs

Sub-district	Most common electricity source	Fuel Prices (SYP)*	NFI Prices (SYP)*
Northern Ora	B 7500 SYP	B 8000 SYP	B 7500 SYP
Tab Issa Eastern And Western	C 400 SYP	C 450 SYP	C 400 SYP
Qminas	D 350 SYP	D 300 SYP	D 350 SYP
Sijer Bqesemtoh	F 65000 SYP	F NA	F NA

- Most common electricity source
- Main network
- Generator
- No source
- Solar alternative
- Batteries
- No information
- Fuel Prices (SYP)***
- B** Butane (cannister)
- C** Coal (1kg)
- D** Diesel (1 litre)
- F** Firewood (1 tonne)
- NFI Prices (SYP)***
- Cement (50kg)
- Floor mat (3*4m)
- Plastic tarpaulin (1m²)
- Tent (5 persons)
- NA: not available for purchase

Shelter

- Independent apartment or house
- Shared apartment or house
- Unfinished apartment or house
- Tent
- Private space not for shelter
- Cave/natural shelter
- Collective public space not for shelter
- No IDPs
- No information
- Min - Max: rent paid per room (where known)

Sub-district	Most common shelter	Min - Max: rent paid per room (where known)
Northern Ora	NDPs IDPs	5000 - 6000 SYP
Tab Issa Eastern And Western	NDPs IDPs	4000 - 4500 SYP
Qminas	NDPs IDPs	No info
Sijer Bqesemtoh	NDPs IDPs	5500 - 6500 SYP

Livelihoods

- Most common sources of income
- Most common strategies used to cope with lack of income / resources

Sub-district	Most common sources of income	Most common strategies used to cope with lack of income / resources
Northern Ora	Daily employment Farm owning Business/trade	Children sent to work/beg
Qminas	Daily employment Farm owning Business/trade	Children sent to work/beg
Sijer Bqesemtoh	Daily employment Farm owning Business/trade	Children sent to work/beg
Tab Issa Eastern And Western	Daily employment Farm owning Business/trade	Children sent to work/beg

- Northern Ora**
No lack of fuel
- Qminas**
No lack of fuel
- Tab Issa Eastern And Western**
No lack of fuel
- Sijer Bqesemtoh**
No lack of fuel

Idleb 3/3, Idleb Governorate

April 2018

WASH

- Most common water source**
- Status of water source**
- Water is safe to drink
 - Water tastes/smells bad
 - People sick after drinking
 - No information
- Sufficiency of available water to meet household needs**
- Sufficient
 - Insufficient
 - No information
- Most common method of garbage disposal**

Northern Ora

- Closed well
- Private paid collection

Qminas

- Closed well
- Private paid collection

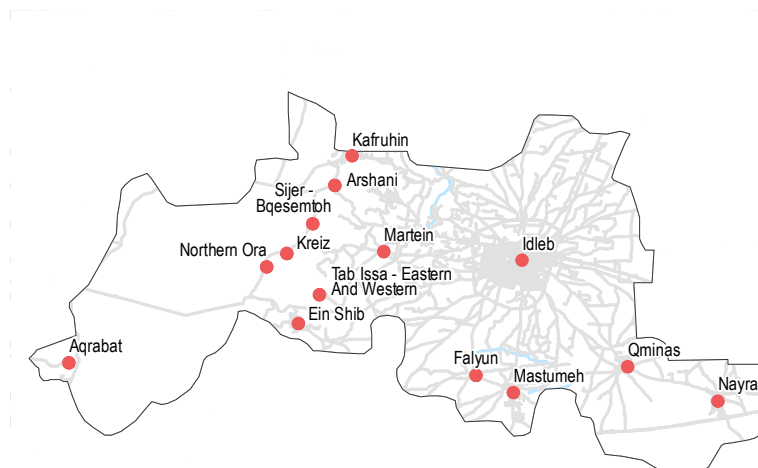
Sijer Bqesemtoh

- Network
- Private paid collection

Tab Issa Eastern And Western

- Water trucking
- Private paid collection

14/19 communities assessed (10 communities are shown on the previous two factsheets): Northern Ora, Qminas, Sijer Bqesemtoh, Tab Issa Eastern And Western,



Education

- Status of primary schools in village**
- Functioning
 - Not functioning
 - Not available
 - No information
- Barriers to accessing education services**

Sijer Bqesemtoh

Most children accessed education

Tab Issa Eastern And Western

Most children accessed education

Northern Ora

Most children accessed education

Qminas

Most children accessed education

Health

Most common health problems

Most common barriers to accessing healthcare

Northern Ora

Acute respiratory infections

No facilities in the area

Qminas

Acute respiratory infections
Fever

No facilities in the area

Sijer Bqesemtoh

Pregnancy related diseases
Acute respiratory infections

No difficulties reported

Tab Issa Eastern And Western

Acute respiratory infections

No facilities in the area

Food Security

Northern Ora

- Government distribution
- Bread: 150 SYP
- Rice: 450 SYP
- Lentils: 250 SYP
- Sugar: 350 SYP
- Cooking oil: 550 SYP
- No difficulties reported
- Private bakeries unavailable

Qminas

- Shops
- Bread: 125 SYP
- Rice: 450 SYP
- Lentils: 250 SYP
- Sugar: 350 SYP
- Cooking oil: 550 SYP
- No difficulties reported
- Private bakeries unavailable

Sijer Bqesemtoh

- Private bakeries
- Bread: 120 SYP
- Rice: 450 SYP
- Lentils: 250 SYP
- Sugar: 350 SYP
- Cooking oil: 525 SYP
- No difficulties reported
- 0

Tab Issa Eastern And Western

- Shops
- Bread: 150 SYP
- Rice: 450 SYP
- Lentils: 250 SYP
- Sugar: 350 SYP
- Cooking oil: 550 SYP
- No difficulties reported
- Private bakeries unavailable

Main challenges to obtaining food

- No challenges
- Some foods unavailable
- Local production decreased
- Lack of access to markets
- Some foods expensive
- Lack of resources to buy food
- Lack of access to fuel
- Cooking fuel unavailable
- No information

Bread (public): 1 pack
Rice: 1kg
Lentils: 1kg
Sugar: 1kg
Cooking oil: 1 litre

Access to bread

Most common source of bread

Most common barriers to accessing bread

Number of days, per month, where bread from private bakeries was unavailable

Maaret Tamsrin 1/2, Idleb Governorate

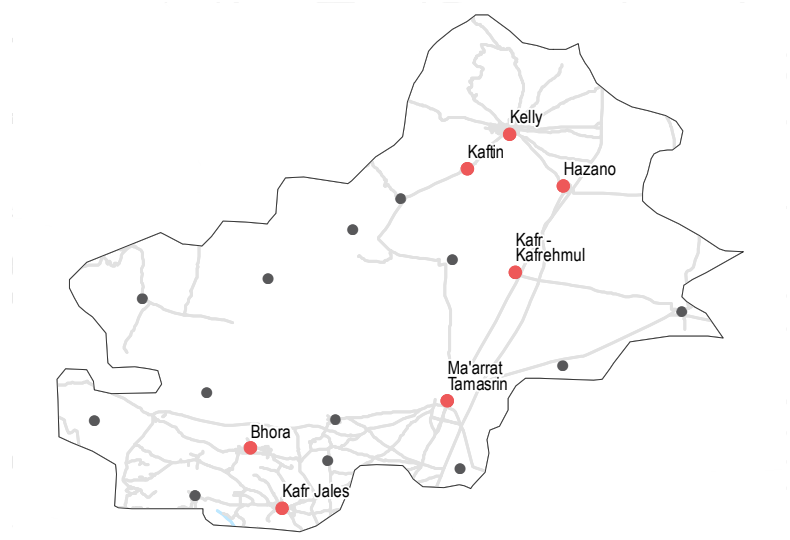
April 2018

Displacement

- % of pre-conflict population remaining
- % of population that are female
- % of female-headed households
- IDPs living in village
- New IDP arrivals
- Returnees

Community	% of pre-conflict population remaining	% of population that are female	% of female-headed households	IDPs living in village	New IDP arrivals	Returnees
Bhora	51-75%	26-50%	1-25%	Yes	No	No
Hazano	76-100%	51-75%	1-25%	Yes	No	No
Kafr Kafrehmul	51-75%	26-50%	1-25%	Yes	Yes	No
Kafr Jales	51-75%	26-50%	1-25%	Yes	No	No

• 7/19 communities assessed (3 communities are shown on the next factsheet): Bhora, Hazano, Kafr Kafrehmul, Kafr Jales



NFIs

Community	B	C	D	F
Bhora	7800 SYP	400 SYP	275 SYP	NA
Kafr Jales	7900 SYP	450 SYP	275 SYP	NA
Hazano	7500 SYP	NA	225 SYP	NA
Kafr Kafrehmul	7800 SYP	450 SYP	275 SYP	NA

- Most common electricity source
- Main network
 - Generator
 - No source
 - Solar alternative
 - Batteries
 - No information
- Fuel Prices (SYP)*
- B** Butane (cannister)
 - C** Coal (1kg)
 - D** Diesel (1 litre)
 - F** Firewood (1 tonne)
- NFI Prices (SYP)*
- Cement (50kg)
 - Floor mat (3*4m)
 - Plastic tarpaulin (1m²)
 - Tent (5 persons)
- NA: not available for purchase

Shelter

- Most common shelter
- Independent apartment or house
 - Shared apartment or house
 - Unfinished apartment or house
 - Tent
 - Private space not for shelter
 - Cave/natural shelter
 - Collective public space not for shelter
 - No IDPs
 - No information
- Min - Max: rent paid per room (where known)

Community	NDPs	IDPs
Bhora	5000 - 6000 SYP	
Kafr Jales	4500 - 5500 SYP	
Hazano	10000 - 12000 SYP	
Kafr Kafrehmul	6000 - 8000 SYP	

Livelihoods

- Most common sources of income
- Most common strategies used to cope with lack of income / resources

Community	Most common sources of income	Most common strategies used to cope with lack of income / resources
Bhora	Daily employment Farm owning Business/trade	Children sent to work/beg
Hazano	Daily employment Farm owning Business/trade	Borrowing from family/friends Skipping meals Reducing meal size
Kafr Kafrehmul	Daily employment Farm owning Business/trade	Children sent to work/beg
Kafr Jales	Daily employment Farm owning Business/trade	Children sent to work/beg

- Bhora**
No lack of fuel
- Hazano**
No lack of fuel
- Kafr Jales**
No lack of fuel
- Kafr Kafrehmul**
No lack of fuel

WASH

- Most common water source**
- Water is safe to drink
 - Water tastes/smells bad
 - People sick after drinking
 - No information
- Sufficiency of available water to meet household needs**
- Sufficient
 - Insufficient
 - No information
- Most common method of garbage disposal**
- Private paid collection

Bhora

- Closed well
- Private paid collection

Hazano

- Water trucking
- Public free collection

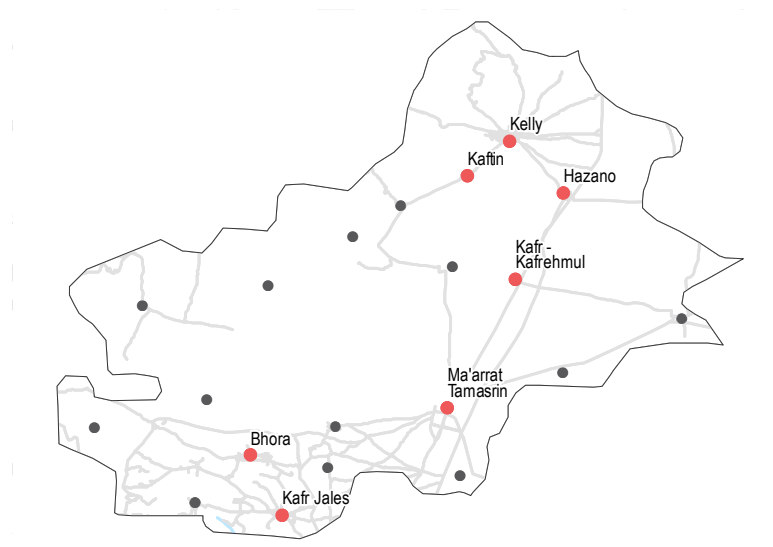
Kafr Kafrehmul

- Closed well
- Private paid collection

Kafr Jales

- Closed well
- Private paid collection

7/19 communities assessed (3 communities are shown on the next factsheet): Bhora, Hazano, Kafr Kafrehmul, Kafr Jales



Education

- Status of primary schools in village**
- Functioning
 - Not functioning
 - Not available
 - No information
- Barriers to accessing education services**
- Most common barriers to accessing bread

Kafr Kafrehmul

Most children accessed education

Kafr Jales

Most children accessed education

Bhora

Most children accessed education

Hazano

Most children accessed education

Health

Most common health problems

Acute respiratory infections
Fever

Most common barriers to accessing healthcare

No difficulties reported

Bhora

Hazano

Kafr Kafrehmul

Kafr Jales

Chronic diseases
Injuries
Acute respiratory infections

No facilities in the area
High cost of transportation
Lack of transportation

Acute respiratory infections
Fever

No difficulties reported

Acute respiratory infections

No facilities in the area

Food Security

Bhora

Bread: 150 SYP
Rice: 450 SYP
Lentils: 250 SYP
Sugar: 325 SYP
Cooking oil: 525 SYP

Shops

No difficulties reported

Private bakeries unavailable

Hazano

Bread: no info
Rice: 450 SYP
Lentils: 450 SYP
Sugar: 325 SYP
Cooking oil: 600 SYP

Private bakeries

No difficulties reported

1 to 10

Kafr Kafrehmul

Bread: 125 SYP
Rice: 450 SYP
Lentils: 250 SYP
Sugar: 325 SYP
Cooking oil: 525 SYP

Private bakeries

No difficulties reported

0

Kafr Jales

Bread: 150 SYP
Rice: 450 SYP
Lentils: 250 SYP
Sugar: 325 SYP
Cooking oil: 525 SYP

Shops

No difficulties reported

Private bakeries unavailable

Main challenges to obtaining food

- No challenges
- Some foods unavailable
- Local production decreased
- Lack of access to markets
- Some foods expensive
- Lack of resources to buy food
- Lack of access to fuel
- Cooking fuel unavailable
- No information

Bread (public): 1 pack
Rice: 1kg
Lentils: 1kg
Sugar: 1kg
Cooking oil: 1 litre

Access to bread

Most common source of bread

Most common barriers to accessing bread

Number of days, per month, where bread from private bakeries was unavailable

Ma'aret Tamsrin 2/2, Idleb Governorate

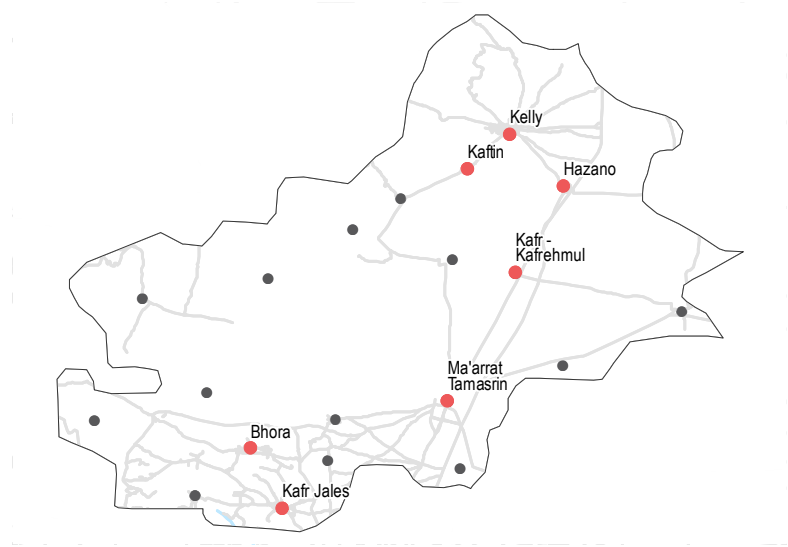
April 2018

Displacement

- % of pre-conflict population remaining
- % of population that are female
- % of female-headed households
- IDPs living in village
- New IDP arrivals
- Returnees

Kaftin		Kelly		Ma'arrat Tamsrin	
51-75%	26-50%	76-100%	51-75%	51-75%	26-50%
Yes	No	Yes	No	Yes	Yes
1-25%	No	1-25%	No	1-25%	No

• 7/19 communities assessed (4 communities are shown on the previous factsheet): Kaftin, Kelly, Ma'arrat Tamsrin



Shelter

- Independent apartment or house
- Shared apartment or house
- Unfinished apartment or house
- Tent
- Private space not for shelter
- Cave/natural shelter
- Collective public space not for shelter
- No IDPs
- No information
- Min - Max: rent paid per room (where known)

Kaftin		Kelly		Ma'arrat Tamsrin	
NDPs	IDPs	NDPs	IDPs	NDPs	IDPs
5500 - 6000 SYP		8000 - 10000 SYP		8500 - 9500 SYP	

Livelihoods

- Most common sources of income
- Most common strategies used to cope with lack of income / resources

Community	Most common sources of income	Most common strategies used to cope with lack of income / resources
Kaftin	Daily employment Farm owning Business/trade	Children sent to work/beg
Kelly	Daily employment Farm owning Business/trade	Borrowing from family/friends Skipping meals
Ma'arrat Tamsrin	Daily employment Farm owning Business/trade	Children sent to work/beg

NFIs

Kaftin		Kelly		Ma'arrat Tamsrin	
B	7800 SYP	B	7500 SYP	B	7500 SYP
C	400 SYP	C	NA	C	450 SYP
D	350 SYP	D	225 SYP	D	250 SYP
F	63000 SYP	F	NA	F	65000 SYP

- Kaftin**
No lack of fuel
- Kelly**
No lack of fuel
- Ma'arrat Tamsrin**
No lack of fuel

- Most common electricity source
- Main network
- Generator
- No source
- Solar alternative
- Batteries
- No information
- Fuel Prices (SYP)*
- B** Butane (cannister)
- C** Coal (1kg)
- D** Diesel (1 litre)
- F** Firewood (1 tonne)
- NFI Prices (SYP)*
- Cement (50kg)
- Floor mat (3*4m)
- Plastic tarpaulin (1m²)
- Tent (5 persons)
- NA: not available for purchase

- Most common strategies used to cope with a lack of fuel

WASH

- Most common water source**
- Status of water source**
- Water is safe to drink
 - Water tastes/smells bad
 - People sick after drinking
 - No information
- Sufficiency of available water to meet household needs**
- Sufficient
 - Insufficient
 - No information
- Most common method of garbage disposal**

Kaftin

- Closed well
- Private paid collection

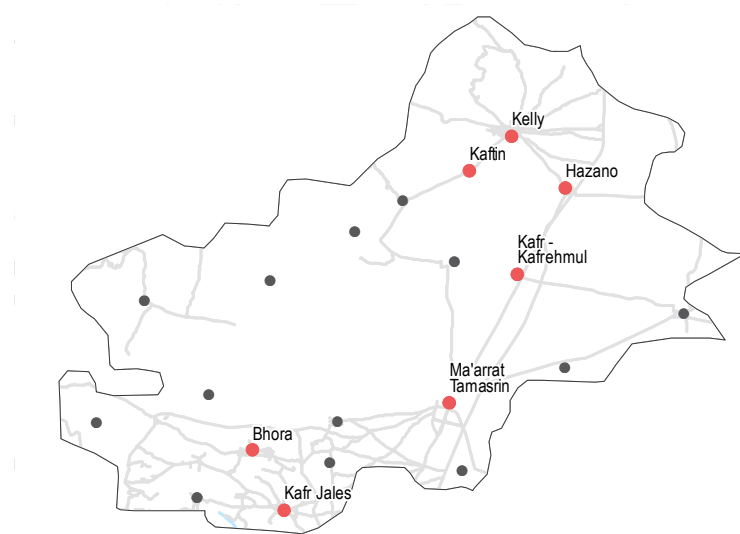
Kelly

- Water trucking
- Public free collection

Ma'arrat Tamsrin

- Network
- Private paid collection

• 7/19 communities assessed (4 communities are shown on the previous factsheet): Kaftin, Kelly, Ma'arrat Tamsrin



Food Security

Kaftin

- Bread: 125 SYP
- Rice: 450 SYP
- Lentils: 225 SYP
- Sugar: 350 SYP
- Cooking oil: 525 SYP
- Government distribution
- No difficulties reported
- Private bakeries unavailable

Kelly

- Bread: 115 SYP
- Rice: 450 SYP
- Lentils: 450 SYP
- Sugar: 325 SYP
- Cooking oil: 600 SYP
- Public bakeries
- No difficulties reported
- 1 to 10

Ma'arrat Tamsrin

- Bread: 120 SYP
- Rice: 450 SYP
- Lentils: 225 SYP
- Sugar: 325 SYP
- Cooking oil: 500 SYP
- Public bakeries
- No difficulties reported
- 0

Main challenges to obtaining food

- No challenges
- Some foods unavailable
- Local production decreased
- Lack of access to markets
- Some foods expensive
- Lack of resources to buy food
- Lack of access to fuel
- Cooking fuel unavailable
- No information

Bread (public): 1 pack
 Rice: 1kg
 Lentils: 1kg
 Sugar: 1kg
 Cooking oil: 1 litre

Access to bread

- Most common source of bread
- Most common barriers to accessing bread
- Number of days, per month, where bread from private bakeries was unavailable

Education

- Status of primary schools in village**
- Functioning
 - Not functioning
 - Not available
 - No information
- Barriers to accessing education services**

Ma'arrat Tamsrin
 Most children accessed education

Kaftin
 Most children accessed education

Kelly
 Most children accessed education

Health

- Most common health problems**
 Acute respiratory infections
- Most common barriers to accessing healthcare**
 No difficulties reported

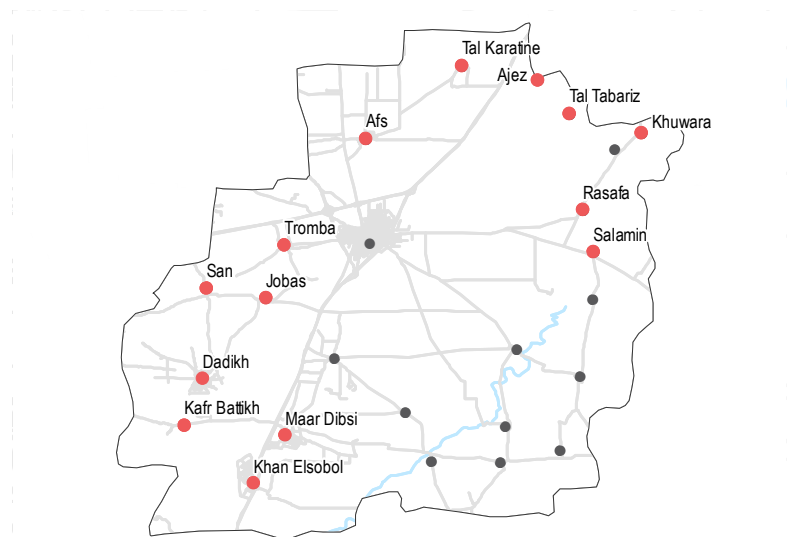
Community	Most common health problems	Most common barriers to accessing healthcare
Kaftin	Acute respiratory infections	No difficulties reported
Kelly	Chronic diseases Injuries Acute respiratory infections	No difficulties reported
Ma'arrat Tamsrin	Acute respiratory infections Severe diseases affecting those aged less than 5	No difficulties reported

Displacement

- % of pre-conflict population remaining
- % of population that are female
- % of female-headed households
- IDPs living in village
- New IDP arrivals
- Returnees

Community	% of pre-conflict population remaining	% of population that are female	% of female-headed households	IDPs living in village	New IDP arrivals	Returnees
Afs	76-100%	51-75%	1-25%	Yes	Yes	No
Ajez	76-100%	51-75%	1-25%	Yes	No	No
Dadikh	76-100%	51-75%	1-25%	Yes	No	No
Jobas	76-100%	51-75%	1-25%	Yes	Yes	No
Kafr Battikh	76-100%	51-75%	1-25%	Yes	No	No

• 14/25 communities assessed (9 communities are shown on the next two factsheets): Afs, Ajez, Dadikh, Jobas, Kafr Battikh



Shelter

- Independent apartment or house
- Shared apartment or house
- Unfinished apartment or house
- Tent
- Private space not for shelter
- Cave/natural shelter
- Collective public space not for shelter
- No IDPs
- No information
- Min - Max: rent paid per room (where known)

Community	Most common shelter	NDPs	IDPs
Afs	Independent apartment or house	4000 - 5000 SYP	4000 - 5000 SYP
Jobas	Independent apartment or house	3000 - 4000 SYP	3000 - 4000 SYP
Ajez	Independent apartment or house	3000 - 4000 SYP	3000 - 4000 SYP
Kafr Battikh	Independent apartment or house	4000 - 5000 SYP	4000 - 5000 SYP
Dadikh	No IDPs	4000 - 5000 SYP	4000 - 5000 SYP

Livelihoods

- Most common sources of income
- Most common strategies used to cope with lack of income / resources

Community	Most common sources of income	Most common strategies used to cope with lack of income / resources
Afs	Daily employment Farm owning Business/trade	Borrowing from family/friends Skipping meals Reducing meal size
Ajez	Daily employment Farm owning Business/trade	Borrowing from family/friends Reducing meal size
Dadikh	Daily employment Farm owning Business/trade	Borrowing from family/friends Reducing meal size
Jobas	Daily employment Farm owning Business/trade	Borrowing from family/friends Skipping meals
Kafr Battikh	Daily employment Farm owning Business/trade	Borrowing from family/friends Selling household assets Skipping meals

NFIs

Community	Most common electricity source	Fuel Prices (SYP)*	NFI Prices (SYP)*
Afs	B 8500 SYP C NA D 250 SYP F NA	2000 SYP 5000 SYP 600 SYP 25000 SYP	2000 SYP 5500 SYP 500 SYP 25000 SYP
Jobas	B 7500 SYP C NA D 250 SYP F NA	2000 SYP 6000 SYP 500 SYP 25000 SYP	2000 SYP 5500 SYP 500 SYP 25000 SYP
Ajez	B 7500 SYP C NA D 225 SYP F NA	2000 SYP 5500 SYP 500 SYP 25000 SYP	2000 SYP 5500 SYP 500 SYP 25000 SYP
Kafr Battikh	B 7000 SYP C NA D 250 SYP F NA	2000 SYP 5500 SYP 500 SYP 25000 SYP	2000 SYP 5500 SYP 500 SYP 25000 SYP
Dadikh	B 8500 SYP C NA D 250 SYP F NA	2000 SYP 5500 SYP 600 SYP 25000 SYP	2000 SYP 5500 SYP 600 SYP 25000 SYP

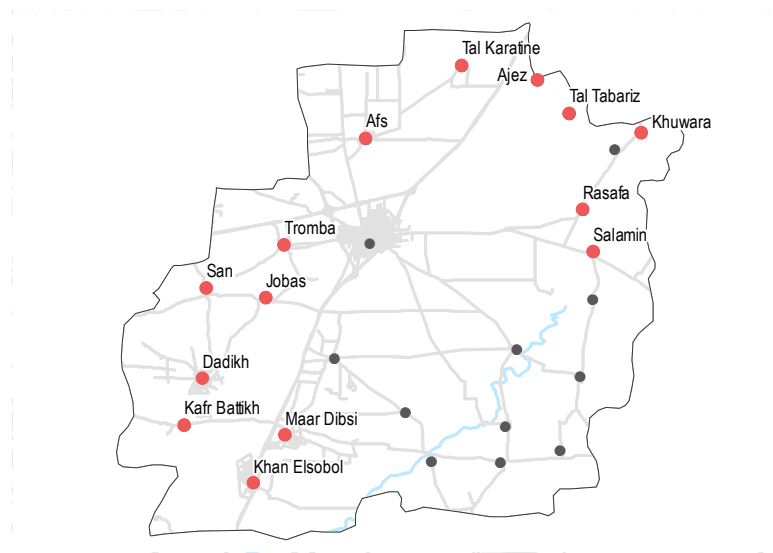
- Main network
- Generator
- No source
- Solar alternative
- Batteries
- No information
- Fuel Prices (SYP)***
- B** Butane (cannister)
- C** Coal (1kg)
- D** Diesel (1 litre)
- F** Firewood (1 tonne)
- NFI Prices (SYP)***
- Cement (50kg)
- Floor mat (3*4m)
- Plastic tarpaulin (1m²)
- Tent (5 persons)
- NA: not available for purchase
- Most common strategies used to cope with a lack of fuel**
- No lack of fuel

WASH

- Most common water source**
- Water is safe to drink
 - Water tastes/smells bad
 - People sick after drinking
 - No information
- Sufficiency of available water to meet household needs**
- Sufficient
 - Insufficient
 - No information
- Most common method of garbage disposal**
- Public free collection
 - Private paid collection
 - No information

- Afs**
- Water trucking
 - Public free collection
- Ajez**
- Water trucking
 - Left in street / public area
- Dadikh**
- Water trucking
 - Public free collection
- Jobas**
- Water trucking
 - Private paid collection
- Kafr Battikh**
- Water trucking
 - Public free collection

• 14/25 communities assessed (9 communities are shown on the next two factsheets): Afs, Ajez, Dadikh, Jobas, Kafr Battikh



Education

- Status of primary schools in village**
- Functioning
 - Not functioning
 - Not available
 - No information
- Barriers to accessing education services**
- Lack of teaching staff
 - Lack of school supplies

- Dadikh**
- Lack of teaching staff
 - Lack of school supplies
- Jobas**
- Most children accessed education
- Kafr Battikh**
- Most children accessed education

Afs
Most children accessed education

Ajez
Lack of teaching staff
Lack of school supplies

Health

- Most common health problems
- Most common barriers to accessing healthcare

Community	Most common health problems	Most common barriers to accessing healthcare
Afs	Chronic diseases Acute respiratory infections	High cost of transportation Lack of transportation
Ajez	Chronic diseases Acute respiratory infections	No facilities in the area High cost of transportation Lack of transportation
Dadikh	Chronic diseases Acute respiratory infections	No facilities in the area High cost of transportation Lack of transportation
Jobas	Chronic diseases Acute respiratory infections	No facilities in the area High cost of transportation Lack of transportation
Kafr Battikh	Skin diseases Chronic diseases Acute respiratory infections	No difficulties reported

Food Security

- Afs**
- Bread: no info
 - Rice: 400 SYP
 - Lentils: 500 SYP
 - Sugar: 325 SYP
 - Cooking oil: 600 SYP
- Private bakeries
 - No difficulties reported
 - 1 to 10
- Ajez**
- Bread: no info
 - Rice: 400 SYP
 - Lentils: 450 SYP
 - Sugar: 325 SYP
 - Cooking oil: 600 SYP
- Shops
 - No difficulties reported
 - Private bakeries unavailable
- Dadikh**
- Bread: 100 SYP
 - Rice: 425 SYP
 - Lentils: 450 SYP
 - Sugar: 325 SYP
 - Cooking oil: 600 SYP
- Public bakeries
 - No difficulties reported
 - 1 to 10
- Jobas**
- Bread: no info
 - Rice: 400 SYP
 - Lentils: 500 SYP
 - Sugar: 325 SYP
 - Cooking oil: 600 SYP
- Shops
 - No difficulties reported
 - Private bakeries unavailable
- Kafr Battikh**
- Bread: 100 SYP
 - Rice: 400 SYP
 - Lentils: 450 SYP
 - Sugar: 325 SYP
 - Cooking oil: 600 SYP
- Public bakeries
 - No difficulties reported
 - 1 to 10

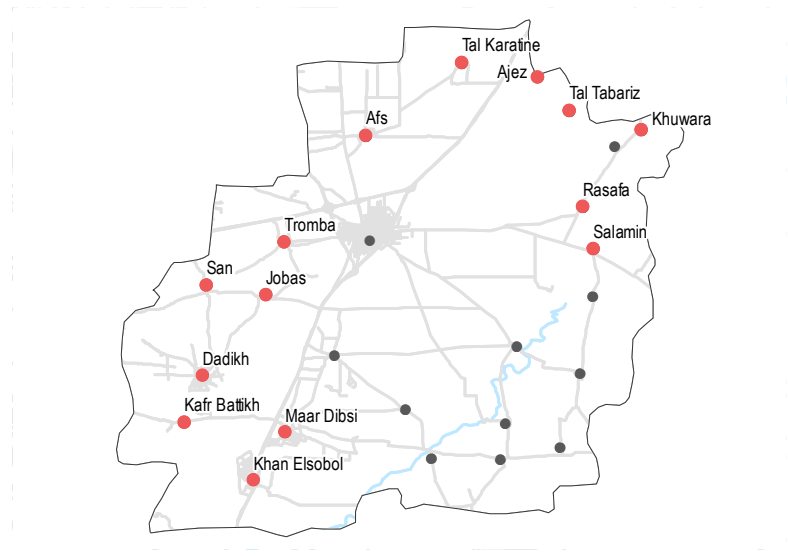
- Main challenges to obtaining food**
- No challenges
 - Some foods unavailable
 - Local production decreased
 - Lack of access to markets
 - Some foods expensive
 - Lack of resources to buy food
 - Lack of access to fuel
 - Cooking fuel unavailable
 - No information
- Bread (public): 1 pack**
Rice: 1kg
Lentils: 1kg
Sugar: 1kg
Cooking oil: 1 litre
- Access to bread**
- Most common source of bread
 - Most common barriers to accessing bread
 - Number of days, per month, where bread from private bakeries was unavailable

Displacement

- % of pre-conflict population remaining
- % of population that are female
- % of female-headed households
- IDPs living in village
- New IDP arrivals
- Returnees

Community	% of pre-conflict population remaining	% of population that are female	% of female-headed households	IDPs living in village	New IDP arrivals	Returnees
Khan Elsobol	76-100%	51-75%	1-25%	Yes	No	No
Khuwara	76-100%	51-75%	1-25%	Yes	No	No
Maar Dibsi	76-100%	51-75%	26-50%	Yes	No	No
Rasafa	76-100%	51-75%	1-25%	Yes	No	No
Salamin	76-100%	51-75%	1-25%	Yes	No	No

• 14/25 communities assessed (5 communities are shown on the previous factsheet, 4 communities are shown on the next factsheet): Khan Elsobol, Khuwara, Maar Dibsi, Rasafa, Salamin



Shelter

- Independent apartment or house
- Shared apartment or house
- Unfinished apartment or house
- Tent
- Private space not for shelter
- Cave/natural shelter
- Collective public space not for shelter
- No IDPs
- No information
- Min - Max: rent paid per room (where known)

Community	Most common shelter	NDPs	IDPs
Khan Elsobol	Independent apartment or house	4000 - 5000 SYP	4000 - 5000 SYP
Rasafa	Independent apartment or house	3000 - 4000 SYP	3000 - 4000 SYP
Khuwara	Independent apartment or house	4000 - 5000 SYP	4000 - 5000 SYP
Salamin	Independent apartment or house	4000 - 5000 SYP	4000 - 5000 SYP
Maar Dibsi	No IDPs	3000 - 4000 SYP	3000 - 4000 SYP

Livelihoods

Community	Most common sources of income	Most common strategies used to cope with lack of income / resources
Khan Elsobol	Daily employment Farm owning Business/trade	Borrowing from family/friends Reducing meal size
Khuwara	Daily employment Farm owning Business/trade	Borrowing from family/friends Reducing meal size
Maar Dibsi	Daily employment Farm owning Business/trade	Borrowing from family/friends Skipping meals Reducing meal size
Rasafa	Daily employment Farm owning Business/trade	Borrowing from family/friends Skipping meals
Salamin	Daily employment Farm owning Business/trade	Borrowing from family/friends Skipping meals Reducing meal size

NFIs

Community	Electricity source	Fuel Prices (SYP)*	NFI Prices (SYP)*
Khan Elsobol	B 7500 SYP C NA D 225 SYP F NA	2000 SYP 5500 SYP 500 SYP 25000 SYP	2000 SYP 5500 SYP 500 SYP 25000 SYP
Rasafa	B 7500 SYP C NA D 250 SYP F NA	2000 SYP 5500 SYP 500 SYP 25000 SYP	2000 SYP 5500 SYP 500 SYP 25000 SYP
Khuwara	B 7200 SYP C NA D 250 SYP F NA	2000 SYP 5500 SYP 500 SYP 25000 SYP	2000 SYP 5500 SYP 500 SYP 25000 SYP
Salamin	B 7300 SYP C NA D 250 SYP F NA	2000 SYP 5500 SYP 500 SYP 25000 SYP	2000 SYP 5500 SYP 500 SYP 25000 SYP
Maar Dibsi	B 7500 SYP C NA D 250 SYP F NA	2000 SYP 5500 SYP 500 SYP 25000 SYP	2000 SYP 5500 SYP 500 SYP 25000 SYP

- Most common electricity source
- Main network
- Generator
- No source
- Solar alternative
- Batteries
- No information
- Fuel Prices (SYP)*
- B** Butane (cannister)
- C** Coal (1kg)
- D** Diesel (1 litre)
- F** Firewood (1 tonne)
- NFI Prices (SYP)*
- Cement (50kg)
- Floor mat (3*4m)
- Plastic tarpaulin (1m²)
- Tent (5 persons)
- NA: not available for purchase
- Most common strategies used to cope with a lack of fuel

Community	Most common strategies used to cope with a lack of fuel
Khan Elsobol	No lack of fuel
Khuwara	No lack of fuel
Rasafa	No lack of fuel
Maar Dibsi	No lack of fuel
Salamin	No lack of fuel

WASH

- Most common water source**
- Status of water source
- Water is safe to drink
 - Water tastes/smells bad
 - People sick after drinking
 - No information
- Sufficiency of available water to meet household needs
- Sufficient
 - Insufficient
 - No information
- Most common method of garbage disposal

Khan Elsobol

- Water trucking
- Public free collection

Khuwara

- Water trucking
- Disposed at designated site

Maar Dibsi

- Water trucking
- Private paid collection

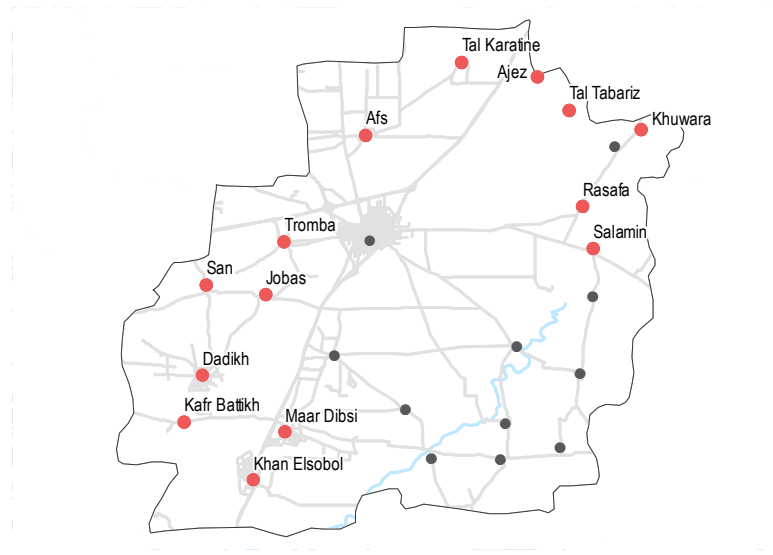
Rasafa

- Network
- Left in street / public area

Salamin

- Water trucking
- Left in street / public area

• 14/25 communities assessed (5 communities are shown on the previous factsheet, 4 communities are shown on the next factsheet): Khan Elsobol, Khuwara, Maar Dibsi, Rasafa, Salamin



Education

- Status of primary schools in village
- Functioning
 - Not functioning
 - Not available
 - No information
- Barriers to accessing education services

Maar Dibsi

Most children accessed education

Rasafa

Lack of teaching staff
Lack of school supplies

Salamin

Most children accessed education

Khan Elsobol

Some facilities destroyed
Lack of teaching staff
Lack of school supplies

Khuwara

Lack of teaching staff
Lack of school supplies

Health

Most common health problems

Most common barriers to accessing healthcare

Khan Elsobol

Skin diseases
Chronic diseases
Injuries

High cost of transportation
Lack of transportation

Khuwara

Chronic diseases
Acute respiratory infections

No difficulties reported

Maar Dibsi

Skin diseases
Chronic diseases
Maternal health issues

High cost of transportation
Lack of transportation

Rasafa

Chronic diseases
Acute respiratory infections

No facilities in the area
High cost of transportation
Lack of transportation

Salamin

Chronic diseases
Acute respiratory infections

High cost of transportation
Lack of transportation

Food Security

Khan Elsobol

Bread: no info
Rice: 425 SYP
Lentils: 500 SYP
Sugar: 325 SYP
Cooking oil: 600 SYP

Private bakeries

No difficulties reported

1 to 10

Khuwara

Bread: no info
Rice: 450 SYP
Lentils: 450 SYP
Sugar: 325 SYP
Cooking oil: 600 SYP

Private bakeries

No difficulties reported

1 to 10

Maar Dibsi

Bread: no info
Rice: 425 SYP
Lentils: 450 SYP
Sugar: 325 SYP
Cooking oil: 600 SYP

Private bakeries

No difficulties reported

1 to 10

Rasafa

Bread: no info
Rice: 400 SYP
Lentils: 450 SYP
Sugar: 325 SYP
Cooking oil: 600 SYP

Shops

No difficulties reported

Private bakeries unavailable

Salamin

Bread: no info
Rice: 450 SYP
Lentils: 450 SYP
Sugar: 325 SYP
Cooking oil: 600 SYP

Private bakeries

No difficulties reported

1 to 10

Main challenges to obtaining food

- No challenges
- Some foods unavailable
- Local production decreased
- Lack of access to markets
- Some foods expensive
- Lack of resources to buy food
- Lack of access to fuel
- Cooking fuel unavailable
- No information

Bread (public): 1 pack
Rice: 1kg
Lentils: 1kg
Sugar: 1kg
Cooking oil: 1 litre

Access to bread

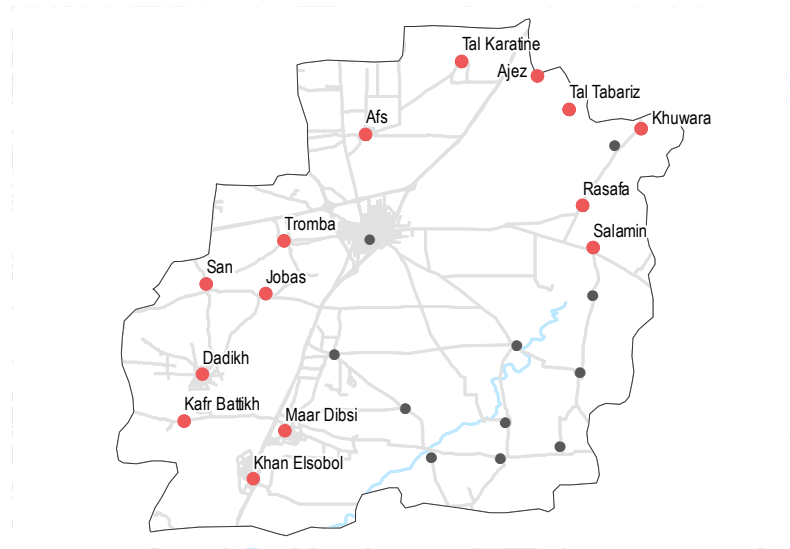
- Most common source of bread
- Most common barriers to accessing bread
- Number of days, per month, where bread from private bakeries was unavailable

Displacement

- % of pre-conflict population remaining
- % of population that are female
- % of female-headed households
- IDPs living in village
- New IDP arrivals
- Returnees

San	Tal Karatine	Tal Tabariz	Tromba
76-100% 51-75% 1-25%	76-100% 51-75% 1-25%	76-100% 51-75% 1-25%	76-100% 51-75% 1-25%
Yes No No	Yes No No	Yes No No	Yes No No

• 14/25 communities assessed (10 communities are shown on the previous two factsheets): San, Tal Karatine, Tal Tabariz, Tromba



Shelter

- Independent apartment or house
- Shared apartment or house
- Unfinished apartment or house
- Tent
- Private space not for shelter
- Cave/natural shelter
- Collective public space not for shelter
- No IDPs
- No information
- Min - Max: rent paid per room (where known)

San	Tromba
NDPs IDPs 8000 - 10000 SYP	NDPs IDPs 3500 - 4000 SYP
Tal Karatine NDPs IDPs 3000 - 4000 SYP	
Tal Tabariz NDPs IDPs 3000 - 4000 SYP	

Livelihoods

Most common sources of income

Most common strategies used to cope with lack of income / resources

San	Tal Karatine	Tal Tabariz	Tromba
Daily employment Farm owning Business/trade	Daily employment Farm owning Business/trade	Daily employment Farm owning Business/trade	Daily employment Farm owning Business/trade
Borrowing from family/friends Skipping meals Reducing meal size	Borrowing from family/friends Skipping meals	Borrowing from family/friends Skipping meals Reducing meal size	Borrowing from family/friends Skipping meals

NFIs

San	Tromba	Tal Karatine	Tal Tabariz
B 7000 SYP 2000 SYP C NA 5500 SYP D 250 SYP 500 SYP F NA 25000 SYP	B 7000 SYP 2000 SYP C NA 5500 SYP D 250 SYP 500 SYP F NA 25000 SYP	B 7200 SYP 2000 SYP C NA 5500 SYP D 225 SYP 500 SYP F NA 25000 SYP	B 7500 SYP 2000 SYP C NA 5500 SYP D 225 SYP 500 SYP F NA 25000 SYP

- Most common electricity source
- Main network
- Generator
- No source
- Solar alternative
- Batteries
- No information
- Fuel Prices (SYP)*
- B** Butane (cannister)
- C** Coal (1kg)
- D** Diesel (1 litre)
- F** Firewood (1 tonne)
- NFI Prices (SYP)*
- Cement (50kg)
- Floor mat (3*4m)
- Plastic tarpaulin (1m²)
- Tent (5 persons)
- NA: not available for purchase

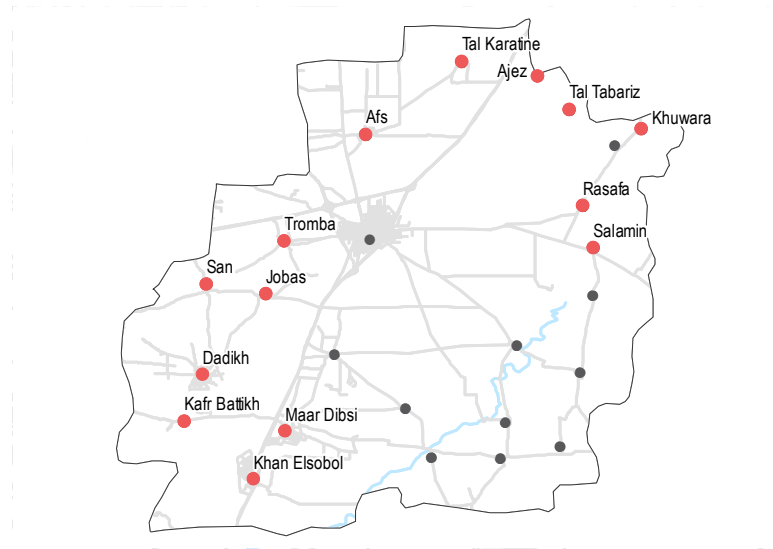
San	Tal Karatine	Tromba	Tal Tabariz
San No lack of fuel	Tal Karatine No lack of fuel	Tromba No lack of fuel	Tal Tabariz No lack of fuel

WASH

- Most common water source**
- Water is safe to drink
 - Water tastes/smells bad
 - People sick after drinking
 - No information
- Sufficiency of available water to meet household needs**
- Sufficient
 - Insufficient
 - No information
- Most common method of garbage disposal**
- Left in street / public area

- San**
- Water trucking
 - Left in street / public area
- Tal Karatine**
- Water trucking
 - Left in street / public area
- Tal Tabariz**
- Water trucking
 - Left in street / public area
- Tromba**
- Water trucking
 - Left in street / public area

• 14/25 communities assessed (10 communities are shown on the previous two factsheets): San, Tal Karatine, Tal Tabariz, Tromba



Education

- Status of primary schools in village**
- Functioning
 - Not functioning
 - Not available
 - No information
- Barriers to accessing education services**
- Lack of teaching staff
 - Lack of school supplies

- Tal Tabariz**
- Lack of teaching staff
 - Lack of school supplies
- Tromba**
- Some facilities destroyed
 - Lack of teaching staff
 - Lack of school supplies

San

- Lack of teaching staff
- Lack of school supplies

Tal Karatine

- Most children accessed education

Health

- Most common health problems**
- Skin diseases
 - Chronic diseases
 - Acute respiratory infections
- Most common barriers to accessing healthcare**
- No facilities in the area
 - High cost of transportation
 - Lack of transportation

Community	Most common health problems	Most common barriers to accessing healthcare
San	Skin diseases Chronic diseases Acute respiratory infections	No facilities in the area High cost of transportation Lack of transportation
Tal Karatine	Skin diseases Chronic diseases Acute respiratory infections	No facilities in the area High cost of transportation Lack of transportation
Tal Tabariz	Chronic diseases Acute respiratory infections	No facilities in the area High cost of transportation Lack of transportation
Tromba	Chronic diseases Acute respiratory infections	No facilities in the area High cost of transportation Lack of transportation

Food Security

- San**
- Bread: no info
 - Rice: 425 SYP
 - Lentils: 450 SYP
 - Sugar: 325 SYP
 - Cooking oil: 600 SYP
 - Shops
 - No difficulties reported
 - Private bakeries unavailable
- Tal Karatine**
- Bread: no info
 - Rice: 425 SYP
 - Lentils: 450 SYP
 - Sugar: 325 SYP
 - Cooking oil: 600 SYP
 - Shops
 - No difficulties reported
 - Private bakeries unavailable
- Tal Tabariz**
- Bread: no info
 - Rice: 425 SYP
 - Lentils: 450 SYP
 - Sugar: 325 SYP
 - Cooking oil: 600 SYP
 - Shops
 - No difficulties reported
 - Private bakeries unavailable
- Tromba**
- Bread: no info
 - Rice: 400 SYP
 - Lentils: 450 SYP
 - Sugar: 325 SYP
 - Cooking oil: 600 SYP
 - Shops
 - No difficulties reported
 - Private bakeries unavailable
- Main challenges to obtaining food**
- No challenges
 - Some foods unavailable
 - Local production decreased
 - Lack of access to markets
 - Some foods expensive
 - Lack of resources to buy food
 - Lack of access to fuel
 - Cooking fuel unavailable
 - No information
- Access to bread**
- Bread (public): 1 pack
 - Rice: 1kg
 - Lentils: 1kg
 - Sugar: 1kg
 - Cooking oil: 1 litre
 - Most common source of bread
 - Most common barriers to accessing bread
 - Number of days, per month, where bread from private bakeries was unavailable

Sarmin, Idleb Governorate

April 2018

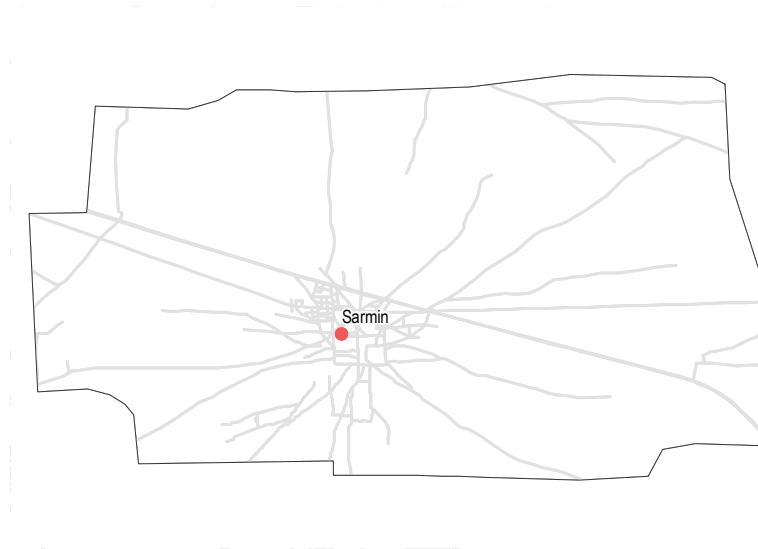
Displacement

- % of pre-conflict population remaining
- % of population that are female
- % of female-headed households
- IDPs living in village
- New IDP arrivals
- Returnees

Sarmin

51-75% 51-75% 1-25%
 Yes No No

• 1/1 community assessed : Sarmin



NFIs

Sarmin

- B** 7500 SYP 2000 SYP
- C** NA 5500 SYP
- D** 250 SYP 500 SYP
- F** NA 25000 SYP

Most common electricity source

- Main network
- Generator
- No source
- Solar alternative
- Batteries
- No information

Fuel Prices (SYP)*

- B** Butane (cannister)
- C** Coal (1kg)
- D** Diesel (1 litre)
- F** Firewood (1 tonne)

NFI Prices (SYP)*

- Cement (50kg)
- Floor mat (3*4m)
- Plastic tarpaulin (1m²)
- Tent (5 persons)

NA: not available for purchase

Shelter

- Most common shelter
 - Independent apartment or house
 - Shared apartment or house
 - Unfinished apartment or house
 - Tent
 - Private space not for shelter
 - Cave/natural shelter
 - Collective public space not for shelter
 - No IDPs
 - No information
- Min - Max: rent paid per room (where known)

Sarmin

NDPs IDPs

 4000 - 5000 SYP

Livelihoods

Most common sources of income

- Daily employment
- Farm owning
- Business/trade

Most common strategies used to cope with lack of income / resources

- Borrowing from family/friends
- Skipping meals
- Reducing meal size

Sarmin

Sarmin

No lack of fuel

Most common strategies used to cope with a lack of fuel

Sarmin, Idleb Governorate

April 2018

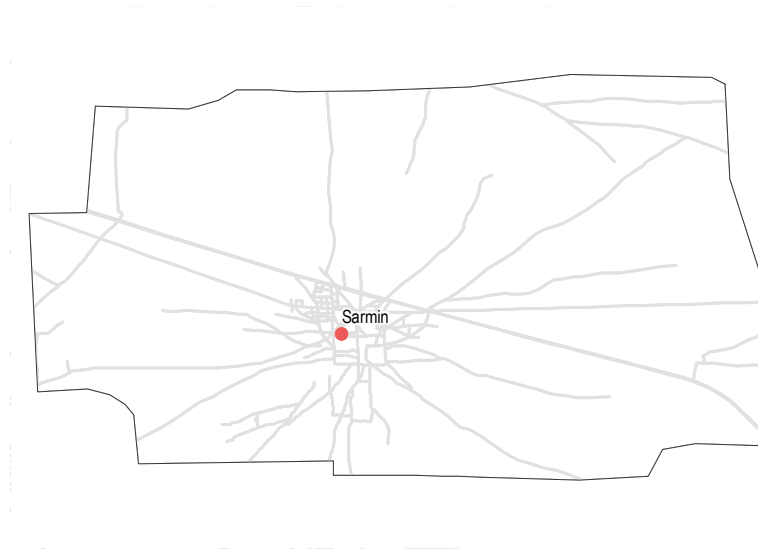
WASH

- Most common water source
- Status of water source
 - Water is safe to drink
 - Water tastes/smells bad
 - People sick after drinking
 - No information
- Sufficiency of available water to meet household needs
 - Sufficient
 - Insufficient
 - No information
- Most common method of garbage disposal

Sarmin

- Water trucking
- Public free collection

• 1/1 community assessed : Sarmin



Food Security

Sarmin

- Bread: no info
- Rice: 400 SYP
- Lentils: 450 SYP
- Sugar: 325 SYP
- Cooking oil: 600 SYP
- Private bakeries
- No difficulties reported
- 1 to 10

Main challenges to obtaining food

- No challenges
- Some foods unavailable
- Local production decreased
- Lack of access to markets
- Some foods expensive
- Lack of resources to buy food
- Lack of access to fuel
- Cooking fuel unavailable
- No information

Bread (public): 1 pack
 Rice: 1kg
 Lentils: 1 kg
 Sugar: 1kg
 Cooking oil: 1 litre

Access to bread

- Most common source of bread
- Most common barriers to accessing bread
- Number of days, per month, where bread from private bakeries was unavailable

Education

- Status of primary schools in village
 - Functioning
 - Not functioning
 - Not available
 - No information
- Barriers to accessing education services

Sarmin

- Some facilities destroyed
- Lack of teaching staff

Health

- Most common health problems
 - Skin diseases
 - Chronic diseases
 - Acute respiratory infections
- Most common barriers to accessing healthcare
 - No difficulties reported

Teftnaz, Idleb Governorate

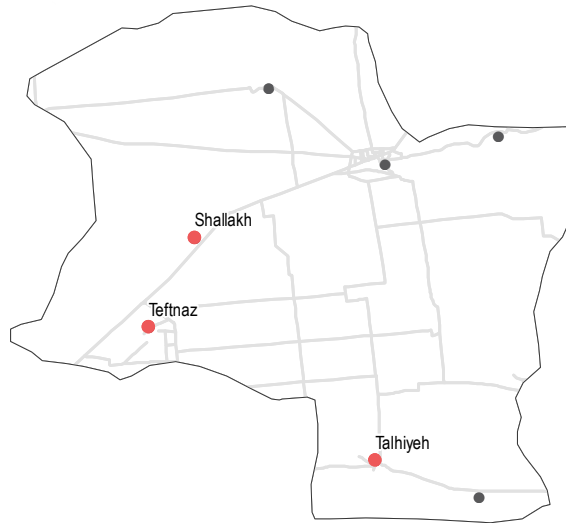
April 2018

Displacement

- % of pre-conflict population remaining
- % of population that are female
- % of female-headed households
- IDPs living in village
- New IDP arrivals
- Returnees

Shallakh		Talhiyeh		Teftnaz	
76-100%	51-75%	76-100%	51-75%	51-75%	1-25%
Yes	No	Yes	No	Yes	No
No	No	26-50%	No	No	No

• 3/7 communities assessed : Shallakh, Talhiyeh, Teftnaz



Shelter

- Independent apartment or house
- Shared apartment or house
- Unfinished apartment or house
- Tent
- Private space not for shelter
- Cave/natural shelter
- Collective public space not for shelter
- No IDPs
- No information
- Min - Max: rent paid per room (where known)

Shallakh		Talhiyeh		Teftnaz	
NDPs	IDPs	NDPs	IDPs	NDPs	IDPs
4000 - 5000 SYP		3000 - 4000 SYP		3000 - 4000 SYP	

Livelihoods

Most common sources of income

Most common strategies used to cope with lack of income / resources

Shallakh

Daily employment
Farm owning
Business/trade

Borrowing from family/friends
Skipping meals
Reducing meal size

Talhiyeh

Daily employment
Farm owning
Business/trade

Borrowing from family/friends
Skipping meals
Reducing meal size

Teftnaz

Daily employment
Farm owning
Business/trade

Borrowing from family/friends
Skipping meals
Reducing meal size

NFIs

Shallakh

B 7000 SYP	2000 SYP
C NA	5500 SYP
D 225 SYP	500 SYP
F NA	25000 SYP

Talhiyeh

B 7200 SYP	2000 SYP
C NA	5500 SYP
D 225 SYP	500 SYP
F NA	25000 SYP

Teftnaz

B 7500 SYP	2000 SYP
C NA	5500 SYP
D 250 SYP	600 SYP
F NA	25000 SYP

Shallakh

No lack of fuel

Talhiyeh

No lack of fuel

Teftnaz

No lack of fuel

Most common electricity source

- Main network
- Generator
- No source
- Solar alternative
- Batteries
- No information

Fuel Prices (SYP)*

- B** Butane (cannister)
- C** Coal (1kg)
- D** Diesel (1 litre)
- F** Firewood (1 tonne)

NFI Prices (SYP)*

- Cement (50kg)
- Floor mat (3*4m)
- Plastic tarpaulin (1m²)
- Tent (5 persons)

NA: not available for purchase

Most common strategies used to cope with a lack of fuel

Teftnaz, Idleb Governorate

April 2018

WASH

- Most common water source**
- Water is safe to drink
 - Water tastes/smells bad
 - People sick after drinking
 - No information
- Sufficiency of available water to meet household needs**
- Sufficient
 - Insufficient
 - No information
- Most common method of garbage disposal**
- Left in street / public area
 - Public free collection

Shallakh

- Water trucking
- Private paid collection

Talhiyeh

- Water trucking
- Left in street / public area

Teftnaz

- Water trucking
- Public free collection

• 3/7 communities assessed : Shallakh, Talhiyeh, Teftnaz



Education

- Status of primary schools in village**
- Functioning
 - Not functioning
 - Not available
 - No information
- Barriers to accessing education services**

Teftnaz

Most children accessed education

Shallakh

Most children accessed education

Talhiyeh

Lack of teaching staff
Lack of school supplies

Health

Most common health problems

Skin diseases
Chronic diseases
Acute respiratory infections

Most common barriers to accessing healthcare

No facilities in the area
High cost of transportation
Lack of transportation

Shallakh

Chronic diseases
Acute respiratory infections

Talhiyeh

No facilities in the area
High cost of transportation
Lack of transportation

Teftnaz

Chronic diseases
Maternal health issues
Acute respiratory infections

Food Security

Shallakh



Bread: no info
Rice: 450 SYP
Lentils: 450 SYP
Sugar: 325 SYP
Cooking oil: 600 SYP



No difficulties reported

Private bakeries unavailable

Talhiyeh



Bread: no info
Rice: 450 SYP
Lentils: 450 SYP
Sugar: 325 SYP
Cooking oil: 600 SYP



No difficulties reported

1 to 10

Teftnaz



Bread: 125 SYP
Rice: 425 SYP
Lentils: 450 SYP
Sugar: 325 SYP
Cooking oil: 600 SYP



No difficulties reported

1 to 10

Main challenges to obtaining food

- No challenges
- Some foods unavailable
- Local production decreased
- Lack of access to markets
- Some foods expensive
- Lack of resources to buy food
- Lack of access to fuel
- Cooking fuel unavailable
- No information

Bread (public): 1 pack
Rice: 1kg
Lentils: 1kg
Sugar: 1kg
Cooking oil: 1 litre

Access to bread

- Most common source of bread
- Most common barriers to accessing bread
- Number of days, per month, where bread from private bakeries was unavailable