

## General Overview

**Communities assessed:** 427  
**Total IDP arrivals:** 127,440  
**Total IDP departures:** 136,397  
**Total ACO\* arrivals:** 732

### Top 5 shelter types of new IDP arrivals:

(1) Solid/finished house 30,622 IDPs  
 (2) Individual tent 28,215 IDPs  
 (3) Managed camp 25,406 IDPs  
 (4) Unfinished/damaged building 14,121 IDPs  
 (5) Solid/finished apartment 7,080 IDPs

\*ACO: Arrival to Community of Origin is an IDP who returns to the community that they originated from, but not necessarily to their place of habitual residence prior to displacement, and does not enjoy the complete rights they had prior to their displacement.

### Top 5 ISMI-Covered Arrivals:

Departure community (governorate):	Total IDPs:	Destination community (governorate):
(1) Sanjar (Idleb)	2,337 IDPs	Babilla (Idleb)
(2) Ma'arrat An Nu'man (Idleb)	2,280 IDPs	Qah (Idleb)
(3) Ma'arrat An Nu'man (Idleb)	1,283 IDPs	Atmeh (Idleb)
(4) Daret Azza (Aleppo)	1,169 IDPs	Dana (Idleb)
(5) Latmin (Hama)	1,146 IDPs	Idleb (Idleb)

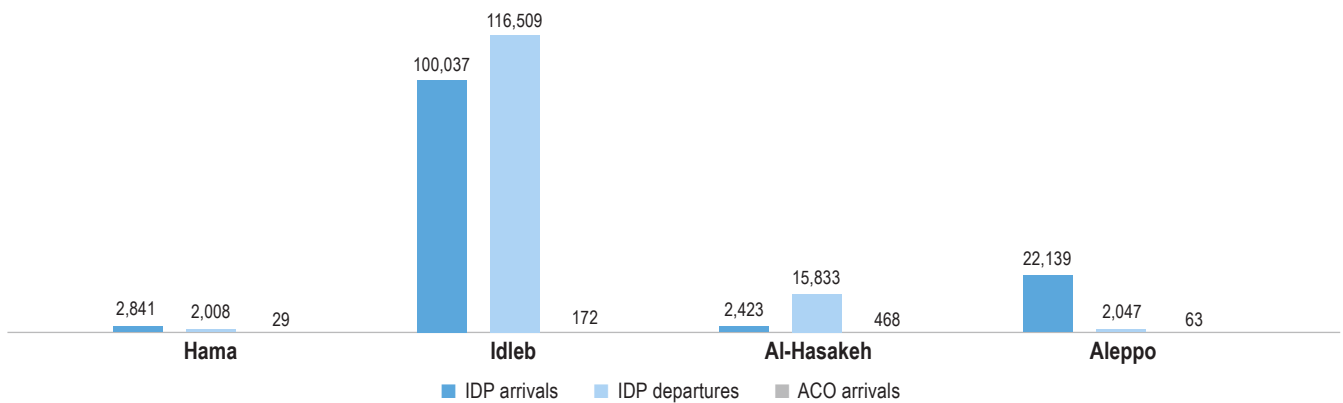
### Latest Developments:

- Increased hostilities and insecurity in southern Idleb and northeastern Hama governorates during the coverage period<sup>1</sup> have led to a significant increase of IDP arrivals and departures in Idleb governorate compared to the previous two weeks. The majority of IDPs were displaced to other communities further north in Idleb governorate.
- In parallel, Aleppo governorate witnessed the arrival of 22,139 IDPs in the second half of December, most commonly from Idleb and Hama governorates.
- Meanwhile, Al-Hasakeh governorate witnessed the arrival of 2,423 IDPs and the departure of 15,833 IDPs, most commonly to other governorates.

<sup>1</sup> UNHCR, [Flash Update on Recent Events](#), 4 January 2018.

## Overall Movements

Total IDP arrivals, IDP departures and ACO arrivals by governorate:



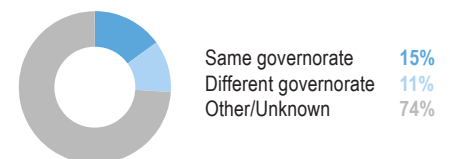
Last place of departure of IDP arrivals:



Intended destinations of IDP departures:



Last place of departure of ACO arrivals:



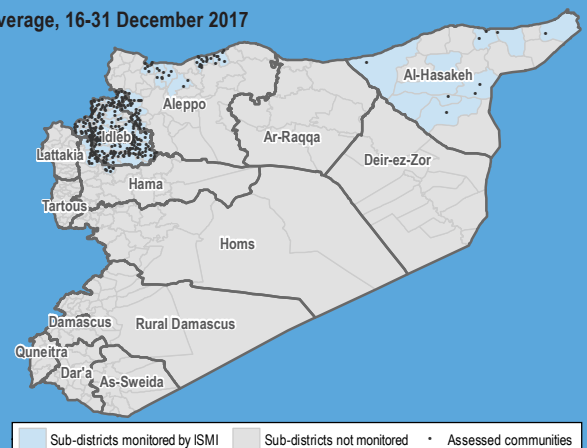
## About ISMI & This Factsheet

The IDP Situation Monitoring Initiative (ISMI) is an initiative of the Camp Coordination and Camp Management (CCCM) Cluster, implemented by REACH and supported by cluster members.

Following a baseline assessment conducted at the end of 2016, weekly/bi-weekly data collection cycles were initiated. This factsheet presents an overview of reported inward and outward movements of IDPs from 16 to 31 December 2017. Such displacements were reported in 427 communities in sub-districts monitored by ISMI. The coverage map in this section shows the sub-districts that were monitored for the most recent round of data collection, as well as the communities reporting movements. ISMI monitoring coverage varies over time depending on access.

Displacements are identified through an extensive key informant (KI) network, either from alerts initiated by KIs or from follow-up by enumerators. At least two KIs are interviewed in each assessed community, and collected information is further triangulated through other sources, including CCCM member data and humanitarian updates. This approach allows for regular updates on IDP movements at the community level across sub-districts monitored by ISMI in northwest Syria.

Coverage, 16-31 December 2017



### Idleb

Communities assessed: 283  
Total IDP arrivals: 100,037  
Total IDP departures: 116,509  
Total ACO arrivals: 172

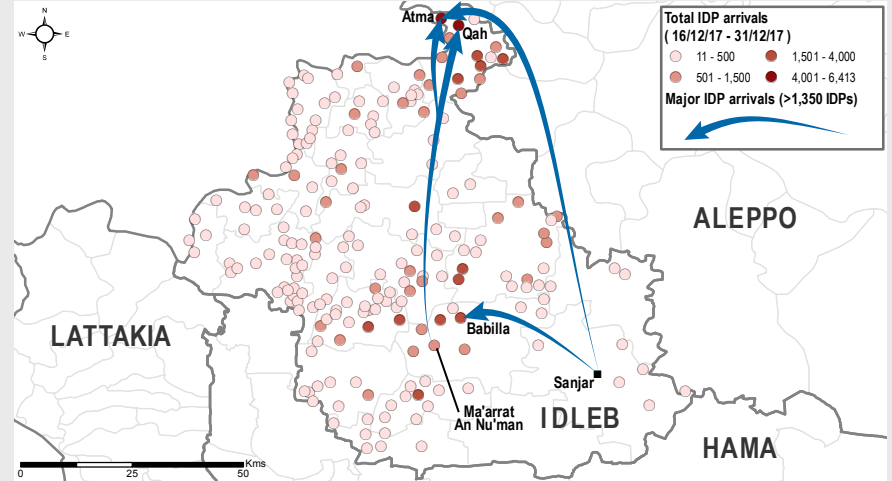
Vulnerable groups among IDP arrivals<sup>3</sup>:



Top 3 shelter types of IDP arrivals:

- (1) Solid/finished house 25,032 IDPs
- (2) Individual tent 24,336 IDPs
- (3) Managed camp 20,425 IDPs

Major IDP arrivals to communities in Idleb governorate<sup>2</sup>



### IDP Arrivals

Sub-districts with most arrivals (# IDPs):

Dana	28,758
Saraqab	13,089
Ehsem	11,305
Ma'arrat An Nu'man	11,145
Ariha	4,545

Last sub-district of departure of arrivals (# IDPs):

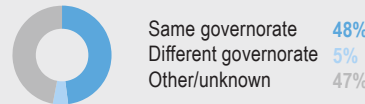
Sanjar	31,838
Ma'arrat An Nu'man	14,811
Tamanaah	11,800
Abul Thohur	5,067
As-Saan	4,178

### IDP Departures<sup>4</sup>

Sub-districts with most departures (# IDPs):

Ma'arrat An Nu'man	40,244
Sanjar	26,946
Tamanaah	22,919
Heish	19,941
Abul Thohur	3,654

Intended destinations of departures:



### ACO Arrivals

Sub-districts with most ACO arrivals:

Mhambal	86
Ehsem	57
Ariha	29

ACO returning to former homes<sup>5</sup>:

Mhambal	57
Ariha	28
Ehsem	22

### Aleppo

Communities assessed<sup>6</sup>: 92  
Total IDP arrivals: 22,139  
Total IDP departures: 2,047  
Total ACO arrivals: 63

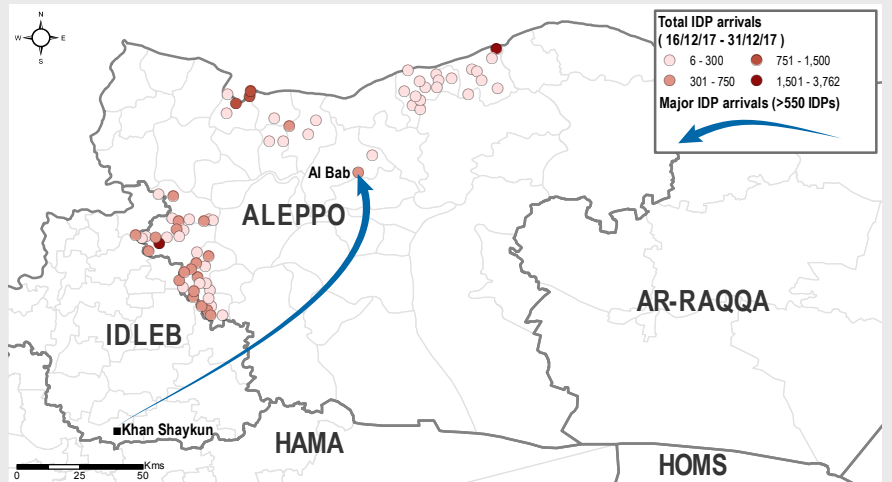
Vulnerable groups among IDP arrivals<sup>3</sup>:



Top 3 shelter types of IDP arrivals:

- (1) Solid/finished house 3,790 IDPs
- (2) Open area 3,397 IDPs
- (3) Individual tent 3,383 IDPs

Major IDP arrivals to communities in Aleppo governorate<sup>2</sup>



### IDP Arrivals

Sub-districts with most arrivals (# IDPs):

Zarbah	6,979
Atareb	6,208
A'zaz	3,074
Daret Azza	2,155
Jarablus	1,813

Last sub-district of departure of arrivals (# IDPs):

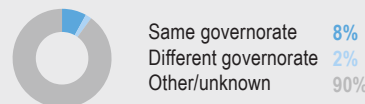
Sanjar	2,036
Oqeirbat	724
Khan Shaykun	570
Abul Thohur	531
Al Mayadin	239

### IDP Departures<sup>4</sup>

Sub-districts with most departures (# IDPs):

Jarablus	941
A'zaz	519
Aghtrin	263
Al Bab	200
Suran	57

Intended destinations of departures:



### ACO Arrivals

Sub-districts with most ACO arrivals:

Suran	46
A'zaz	17

ACO returning to former homes<sup>5</sup>:

Suran	45
A'zaz	17

<sup>2</sup>The community markers also account for camps/informal settlements when they are within close proximity to a community.

<sup>3</sup>Vulnerable groups: † Female-headed households/Women travelling alone ‡ Child-headed households/children travelling alone \*X Orphans † Elderly-headed households/Elderly travelling alone ‡ Disabled-headed households/Individuals with disabilities travelling alone.

<sup>4</sup>IDP departure figures reflect aggregated departures of both IDP and host community populations.

<sup>5</sup>The data presented in this graph is aggregated to sub-district level. Returns to former homes does not imply a planned, voluntary, safe, and sustainable way, such that the person returning can enjoy the full spectrum of rights and privileges afforded to them prior to their displacement.

<sup>6</sup>Figures for Aleppo governorate only reflect ISMI-covered communities in Aghtrin, Al Bab, Atareb, A'zaz, Daret Azza, Ghandorah, Jarablus, Mare', Suran and Zarbah sub-district and are, thus, not indicative of the whole governorate.

### Al-Hasakeh

Communities assessed<sup>7</sup>: 28  
 Total IDP arrivals: 2,423  
 Total IDP departures: 15,833  
 Total ACO arrivals: 468

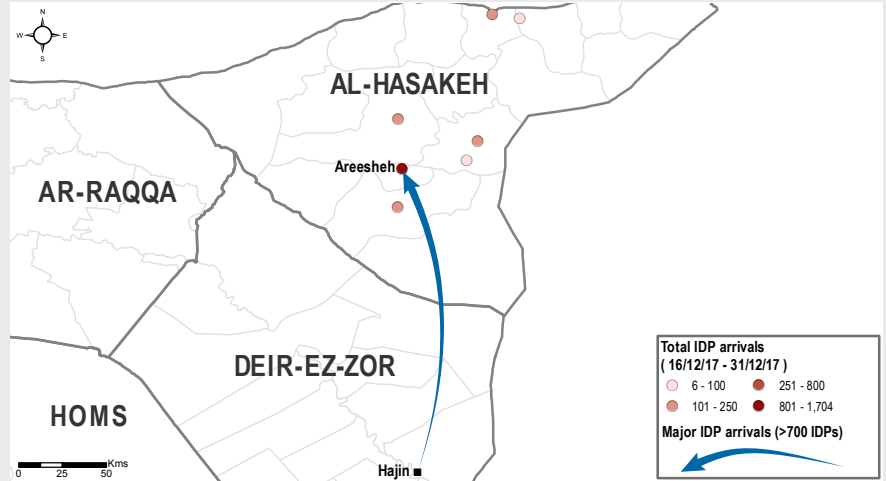
Vulnerable groups among IDP arrivals<sup>3</sup>:



Top 3 shelter types of IDP arrivals:

- (1) Managed camp 1,714 IDPs
- (2) Solid/finished house 504 IDPs
- (3) Solid/finished apartment 65 IDPs

Major IDP arrivals to communities in Al-Hasakeh governorate<sup>2</sup>



### IDP Arrivals

Sub-districts with most arrivals (# IDPs):

Areesheh	1,704
Hole	222
Shadadah	200
Quamishli	177
Al-Hasakeh	114

Last sub-district of departure of arrivals (# IDPs):

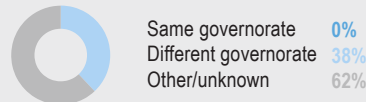
Hajin	843
Susat	137

### IDP Departures<sup>4</sup>

Sub-districts with most departures (# IDPs):

Areesheh	8,026
Shadadah	3,859
Al-Hasakeh	1,456
Quamishli	931
Ras Al Ain	713

Intended destinations of departures:



### ACO Arrivals

Sub-districts with most ACO arrivals:

Quamishli	445
Qahtaniyyeh	23

ACO returning to former homes<sup>5</sup>:

None reported

### Hama

Communities assessed<sup>8</sup>: 24  
 Total IDP arrivals: 2,841  
 Total IDP departures: 2,008  
 Total ACO arrivals: 29

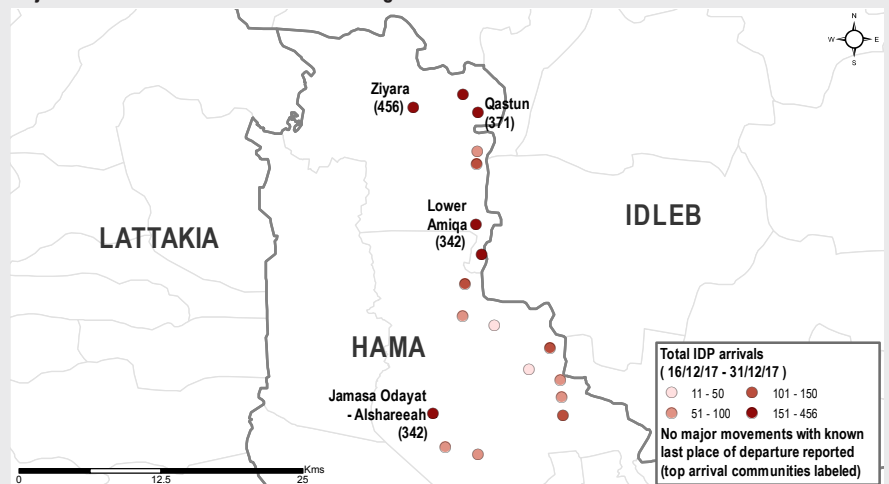
Vulnerable groups among IDP arrivals<sup>3</sup>:



Top 3 shelter types of IDP arrivals:

- (1) Solid/finished house 1,295 IDPs
- (2) Unfinished/damaged building 699 IDPs
- (3) Individual tent 496 IDPs

Major IDP arrivals to communities in Hama governorate



### IDP Arrivals

Sub-districts with most arrivals (# IDPs):

Ziyara	1,682
Madiq Castle	1,159

Last sub-district of departure of arrivals (# IDPs):

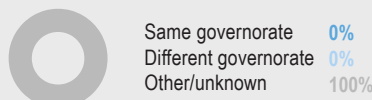
Oqeirbat	457
Tamanaah	405
Sanjar	200
Ma'arrat An Nu'man	86
Heish	11

### IDP Departures<sup>4</sup>

Sub-districts with most departures (# IDPs):

Kafr Zeita	1,991
Madiq Castle	17

Intended destinations of departures<sup>9</sup>:



### ACO Arrivals

Sub-districts with most ACO arrivals:

Ziyara	29
--------	----

ACO returning to former homes<sup>5</sup>:

Ziyara	28
--------	----

<sup>7</sup> Figures for assessed communities in Al-Hasakeh governorate commonly include multiple villages, towns and settlements when they are part of the same administrative council.

<sup>8</sup> Figures for Hama governorate only reflect ISMI-covered communities in Kafr Zeita, Madiq Castle and Ziyara sub-districts and are, thus, not indicative of the whole governorate.

<sup>9</sup> Intended destinations on unknown for all reported departures from ISMI-covered communities in Hama governorate.