

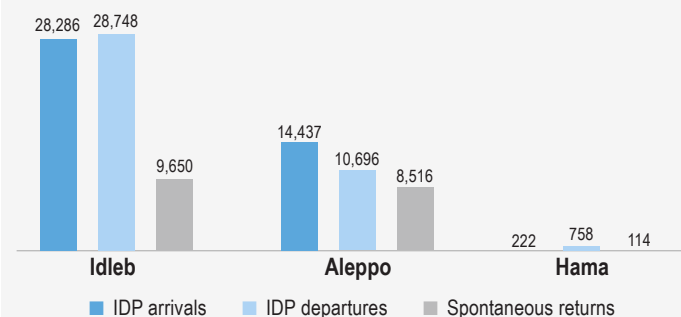
# IDP Situation Monitoring Initiative (ISMI)

## Monthly overview of IDP Movements in northern Syria, May 2018

### Summary of Findings

<b>Communities assessed:</b>	<b>323</b>
<b>Total IDP arrivals:<sup>1</sup></b>	<b>42,945</b>
<b>Total IDP departures:<sup>2</sup></b>	<b>40,202</b>
<b>Total spontaneous returns (SRs):</b>	<b>18,280</b>

Total IDP arrivals, IDP departures and spontaneous returns by governorate:

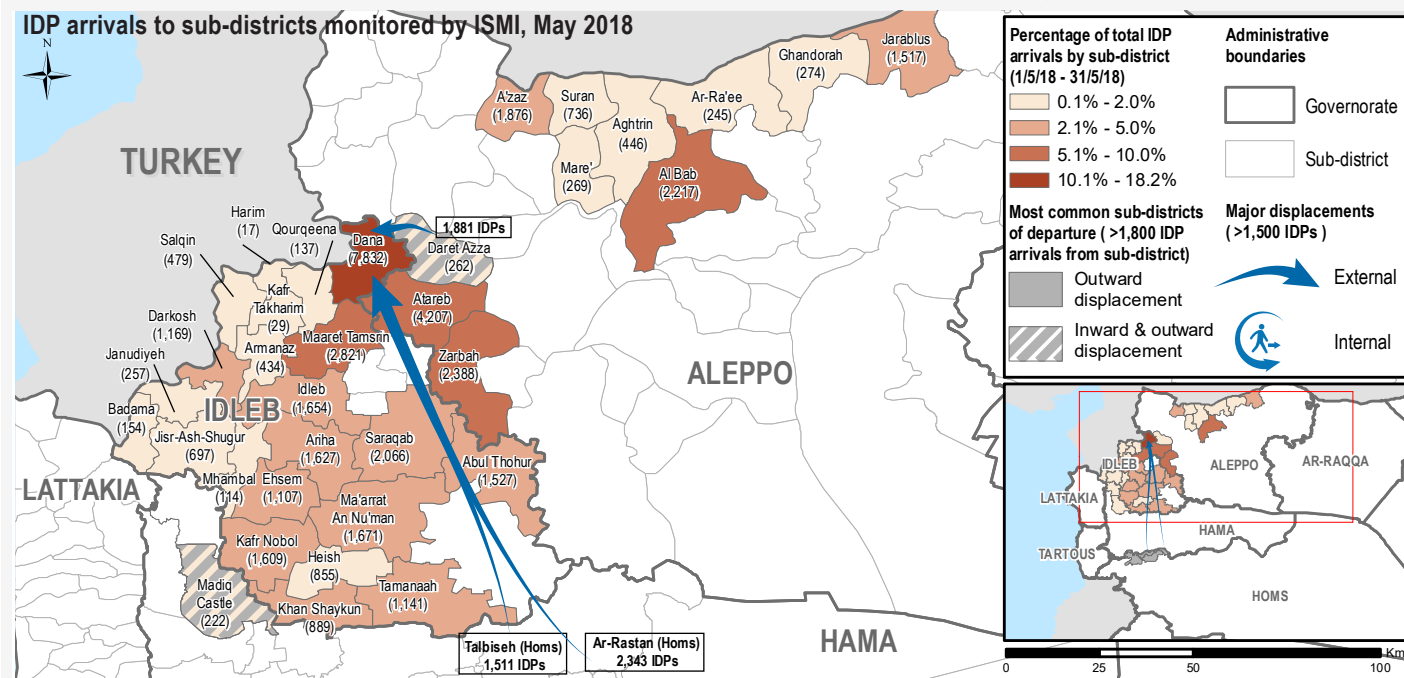


In May 2018, opposition-held areas in north-west Syria experienced a **third successive month of large cross-line displacements** from other parts of the country. Heavy fighting and subsequent relocation agreements reached in **opposition enclaves of southern Hama and northern Homs governorates** led to the displacement of tens of thousands from these areas to north-west Syria after 2 May.<sup>3</sup>

Resultantly, a third of the total **42,945 reported IDP arrivals** to assessed communities in Idleb, Aleppo and Hama governorates were from Homs governorate. More than half of these arrived to **Atareb (4,178) and Dana (3,985) sub-districts**, both of which host major camps, transit/reception centres and other IDP sites.

Meanwhile, a total of **40,202 IDP departures** were reported, more than two thirds of whom from assessed locations in Idleb governorate. The most commonly reported intended destinations of IDP departures were in the south-east of Idleb governorate, likely indicative of returns to areas that experienced heavy clashes and IDP departures between late 2017 and early 2018.<sup>4</sup> In parallel, **72% of the reported 18,280 SRs** in May were to the sub-districts of **Abul Thohur (6,816) and Zarbah (6,384)** in south-eastern Idleb and western Aleppo governorate.

<sup>1</sup> Some figures reported may be repeated displacements.  
<sup>2</sup> IDP departure figures reflect aggregated departures of both IDP and resident (pre-conflict) populations.  
<sup>3</sup> UNHCR, Syria: Flash Update on Recent Events, 9 May 2018; 24 May 2018.  
<sup>4</sup> CCCM, ISMI Monthly Displacement Summary, December 2017; January 2018.



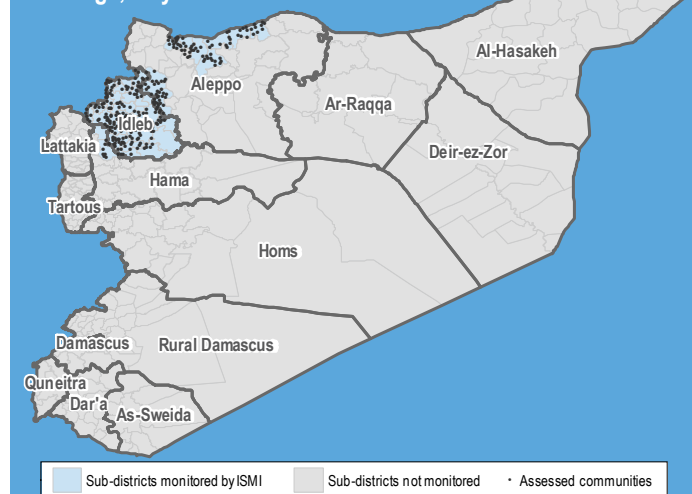
### About ISMI & This Factsheet

The IDP Situation Monitoring Initiative (ISMI) is an initiative of the Camp Coordination and Camp Management (CCCM) Cluster, implemented by REACH and supported by cluster members.

Following a baseline assessment conducted at the end of 2016, weekly/bi-weekly data collection cycles were initiated. This factsheet presents an overview of reported inward and outward movements of IDPs from 1 to 31 May 2018. Such displacements were reported in 323 communities in sub-districts monitored by ISMI. The coverage map in this section shows the sub-districts that were monitored for the most recent round of data collection, as well as the communities reporting movements. ISMI monitoring coverage varies over time depending on access. Displacements are identified through an extensive key informant (KI) network, either from alerts initiated by KIs or from follow-up by enumerators. At least two KIs are interviewed in each assessed community, and collected information is further triangulated through other sources, including CCCM member data and humanitarian updates. This approach allows for regular updates on IDP movements at the community level across sub-districts monitored by ISMI in northwest Syria.

The data used for this product was collected, triangulated and verified based on submissions from ISMI's network and select CCCM cluster members following the ISMI methodology. Due to differences in methodology and coverage, figures presented in this output may differ from official CCCM Cluster or UNHCR data. All data is for humanitarian use only.

### Coverage, May 2018



## IDLEB

### Key Figures

Communities assessed: **193**

Total IDP arrivals: **28,286** (+31%)<sup>5</sup>

Sub-districts with most arrivals (# IDPs):

Dana	7,832
Maaret Tamsrin	2,821
Saraqab	2,066
Ma'arrat An Nu'man	1,671
Idleb	1,654

Total IDP departures: **28,748** (+28%)

Sub-districts with most departures (# IDPs):

Dana	5,131
Ariha	4,905
Darkosh	4,864
Kafr Nobol	3,433
Maaret Tamsrin	3,198

Total spontaneous returns: **9,650** (+89%)

Sub-districts with most spontaneous returns:

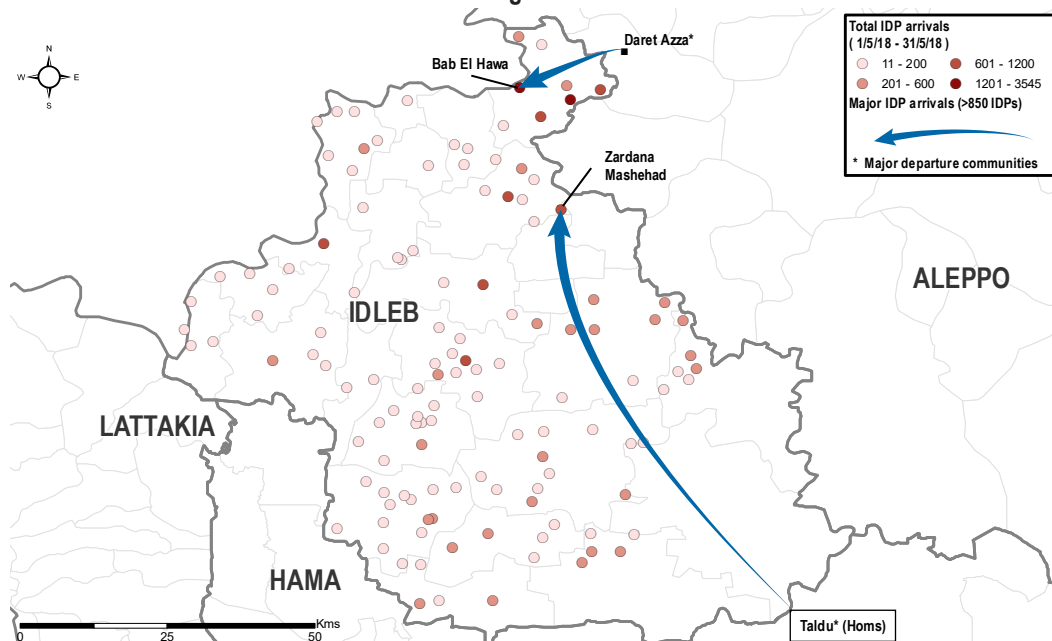
Abul Thohur	6,816
Dana	998
Tamanaah	861
Khan Shaykun	684
Mhambal	171

### Overview

Heavy clashes concentrated in opposition-held areas of **southern Hama and northern Homs governorates** led to large cross-line displacements to Idleb governorate and other parts of north-west Syria after relocation agreements were reportedly reached on 2 May.<sup>6</sup>

These movements follow two months of **similar cross-line displacements to the north-west** of the country, which began in mid-March from Al-Qadam neighbourhood in Damascus governorate.<sup>7</sup> In total, approximately **100,000-110,000** of these arrivals have now been reported to ISMI-monitored sub-districts between mid-March and late May, some of which may be repeated displacements.<sup>8</sup>

### IDP arrivals to assessed communities in Idleb governorate<sup>9</sup>



### IDP Arrivals

Almost two thirds of the **28,286 IDP arrivals** to assessed communities in Idleb governorate in May were reported in the **first half of the month**. Most commonly, IDPs arrived to **Bab El Hawa and Dana communities** in Dana sub-district, and **Maaret Elekhwani Transit Reception Centre** in neighbouring Maaret Tamsrin.

Last sub-district of departure of arrivals (# IDPs):

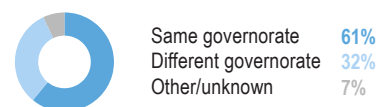
Ar-Rastan	3,382
Madiq Castle	2,974
Taldu	2,127
Talbiseh	2,025
Daret Azza	1,881

Approximately **one third of all reported IDP arrivals to Idleb were from Homs governorate**. In addition, a further **2,974 IDPs were reported from Madiq Castle sub-district**, most likely individuals transiting through the transfer point in the sub-district, having previously left from Homs.

### IDP Departures

More than half of IDP departures from assessed communities in Idleb governorate took place from **Dana (5,131), Ariha (4,905) and Darkosh (4,853) sub-districts**. At the community level, **Bab El Hawa**, in Dana sub-district, reported the highest number of IDP departures (**3,506**). The majority of IDPs leaving Dana sub-district were secondary displacements reportedly intending to go to **Afrin and Jarablus sub-districts** in northern Aleppo governorate.

Intended destinations of departures:



Meanwhile, a high proportion of IDP departures from Ariha and Darkosh sub-districts reportedly intended to go to **Abul Thohur, Sanjar and Saraqab sub-districts** in the south-east of Idleb governorate. These expected destinations are possibly indicative

of displaced persons returning to these areas, all of which were close to frontlines or witnessed ground incursions and/or aerial bombardment between December 2017 and February 2018.<sup>10</sup>

Top intended destination sub-districts (# IDPs):

Abul Thohur	4,749
Afrin	3,472
Sanjar	3,013
Saraqab	2,724
Jarablus	1,642

### Spontaneous Returns

In line with reported IDP departures, **Abul Thohur sub-district accounted for 71% of SR arrivals** in May. **2,583 and 2,046 SRs were reported to Tal Tufan and Ras El Ein communities**, in Abul Thohur sub-district, respectively. More than three quarters of these occurred in the second half of the month.

Last sub-district of departure of SR arrivals (# SRs):

Jebel Saman	998
Dana	937
Heish	393
Badama	114
Madiq Castle	114

These returns are likely linked to a relative decrease in conflict in the south-east of Idleb governorate and a perceived reduction in the likelihood of future clashes in these areas. While almost all of these SRs reportedly returned to former homes, a **high number went back to unfinished or damaged buildings (1,613)** and other vulnerable shelter settings.

Top 3 shelter types of SRs:

(1) Solid/finished house	3,784 SRs
(2) Unfinished/damaged building	1,613 SRs
(3) Solid/finished apartment	534 SRs

<sup>5</sup> CCCM, ISMI Monthly Displacement Summary, [April 2018](#).

<sup>6</sup> UNHCR, Syria: Flash Update on Recent Events, [9 May 2018](#); [24 May 2018](#).

<sup>7</sup> CCCM, ISMI Rapid Assessment of Evacuations from Eastern Ghouta, [25-31 March 2018](#); [1-14 April 2018](#).

<sup>8</sup> Based on cumulative arrivals to assessed communities during this period; CCCM, ISMI Monthly Displacement Summary, [March 2018](#); [April 2018](#).

<sup>9</sup> Community markers also account for camps/informal settlements when they are within close proximity to a community.

<sup>10</sup> OHCHR, [Monthly Human Rights Digest: Syria](#), December 2017; UNOCHA, [Turkey | Syria: Recent Developments in North-western Syria](#), 30 January 2018

## ALEPPO

### Key Figures

Communities assessed: **123**

Total IDP arrivals: **14,437 (+16%)**

Sub-districts with most arrivals (# IDPs):

Atareb	4,207
Zarbah	2,388
Al Bab	2,217
A'zaz	1,876
Jarablus	1,517

Total IDP departures: **10,696 (+22%)**

Sub-districts with most departures (# IDPs):

A'zaz	3,970
Al Bab	3,118
Zarbah	1,608
Ghandorah	519
Jarablus	490

Total spontaneous returns: **8,516 (+176%)**

Sub-districts with most spontaneous returns:

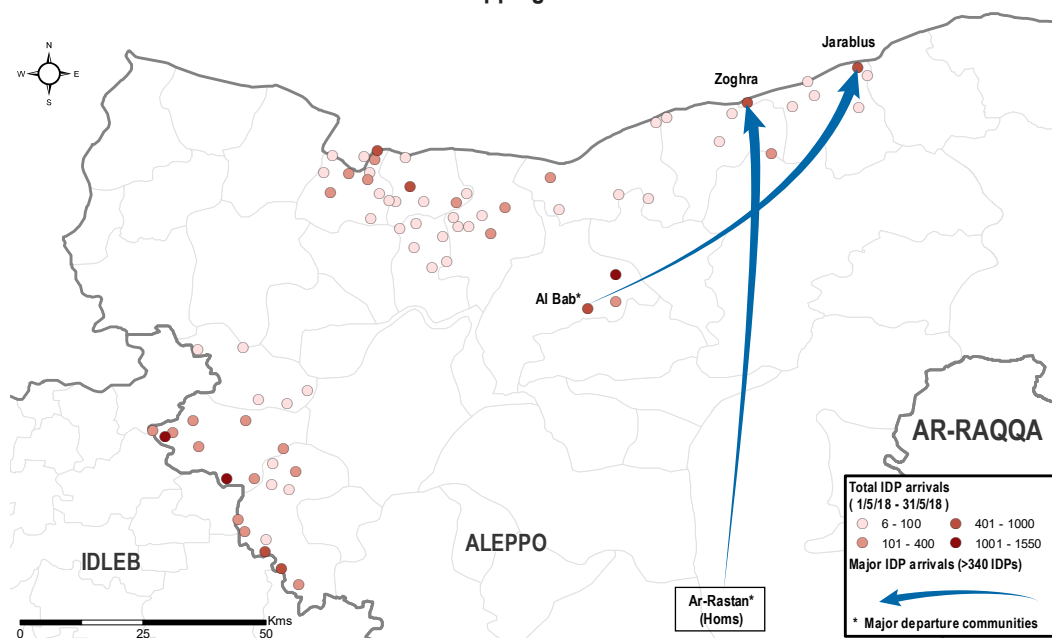
Zarbah	6,384
A'zaz	1,631
Jarablus	239
Aghtrin	143
Ghandorah	108

### Overview

Throughout May, communities and sites in Aleppo governorate also witnessed **substantial cross-line displacements from southern Hama and northern Homs governorates**. Many of these arrivals from Homs were to **transit/reception centres and camps in the west and north of Aleppo governorate**.<sup>11</sup>

In tandem, the number of **SRs** to assessed communities in Aleppo governorate **more than doubled compared to April**. Despite a **brief increase in clashes in the region between armed opposition groups (AOGs) and GoS forces**,<sup>12</sup> Zarbah sub-district, in the west of Aleppo governorate, accounted for the vast majority of SRs.

### IDP arrivals to assessed communities in Aleppo governorate<sup>13</sup>



### IDP Arrivals

Over a third of the **14,437 IDP arrivals** to assessed communities in Aleppo governorate in May were cross-line displacements **from Ar-Rastan and Talbiseh sub-districts** in Homs governorate. Of the **5,358 total arrivals reported from Homs to Aleppo governorate, 78%** were to Atareb sub-district.

Last sub-district of departure of arrivals (# IDPs):

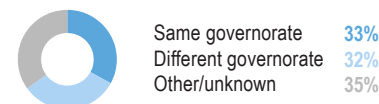
Ar-Rastan	1,733
Al Bab	1,697
Talbiseh	1,003
Idleb	297
Afrin	108

IDP arrivals to assessed communities in Aleppo governorate were also reported from communities elsewhere in the governorate. Most commonly, these were **from Al Bab (1,697) sub-district**. Many of these arrived to camps and communities in **Jarablus sub-district**.

### IDP Departures

Meanwhile, **10,696 departures** were reported from assessed communities in Aleppo governorate, two thirds of which from **A'zaz (3,970) and Al Bab (3,118) sub-districts**. Over a quarter of IDPs leaving assessed communities reportedly intended to go to **Afrin**, following a de-escalation of conflict in the district.

Intended destinations of departures:



### Spontaneous Returns

Three quarters of the **8,516 SRs** to assessed communities in Aleppo governorate were to **Zarbah sub-district**. At the community level, SRs most commonly arrived to **Talafeh (2,525) and Abad (1,881)**. An estimated 2,240 SRs to these areas reportedly returned to unfinished/damaged buildings.

## HAMA

### Key Figures

Communities assessed: **7**

Total IDP arrivals: **222 (+74%)**

Sub-districts with most arrivals (# IDPs):

Madiq Castle	222
--------------	-----

Total IDP departures: **758 (+69%)**

Sub-districts with most departures (# IDPs):

Madiq Castle	735
Ziyara	23

Total spontaneous returns: **114 (+99%)**

Sub-districts with most spontaneous returns:

Madiq Castle	114
--------------	-----

### Overview

The total number of movements reported to and from assessed communities in Hama governorate in May declined considerably (91%) compared to the month of April. As with previous arrival waves, the **latest cross-line displacements from southern Hama and northern Homs governorate reportedly transited through Madiq Castle sub-district** and elsewhere in Hama governorate to Idleb and Aleppo governorates.

Notably, with only 114 SRs, May also marked a pause in the **large waves of returns** seen to communities in the north-east of Hama governorate in recent months. In March and April, **24,710 and 8,368 SRs** were respectively reported to assessed communities in Madiq Castle sub-district.<sup>14</sup> These movements were reportedly linked to a perceived stabilisation of clashes and reduction of conflict in the region.

<sup>11</sup> OCHA, [Turkey | Syria: Situation in North-western Syria, Situation Report No.4](#), 8 May 2018

<sup>12</sup> INSO, Syria Report Issue 88, 16-31 May 2018

<sup>13</sup> Community markers also account for camps/informal settlements when they are within close proximity to a community.

<sup>14</sup> CCCM, ISMI Monthly Displacement Summary, [March 2018; April 2018](#).