

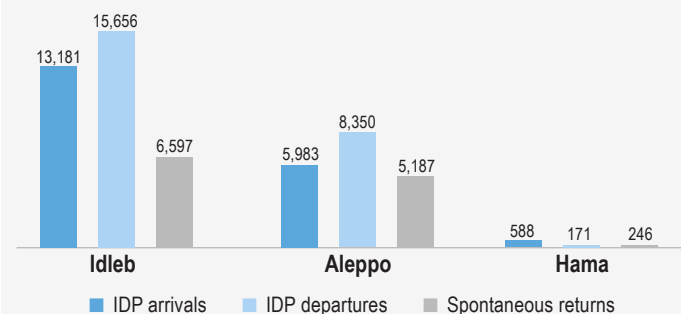
IDP Situation Monitoring Initiative (ISMI)

Monthly overview of IDP Movements in northern Syria, June 2018

Summary of Findings

Communities assessed:	294
Total IDP arrivals:¹	19,752
Total IDP departures:²	24,177
Total spontaneous returns (SRs):	12,030

Total IDP arrivals, IDP departures and spontaneous returns by governorate:



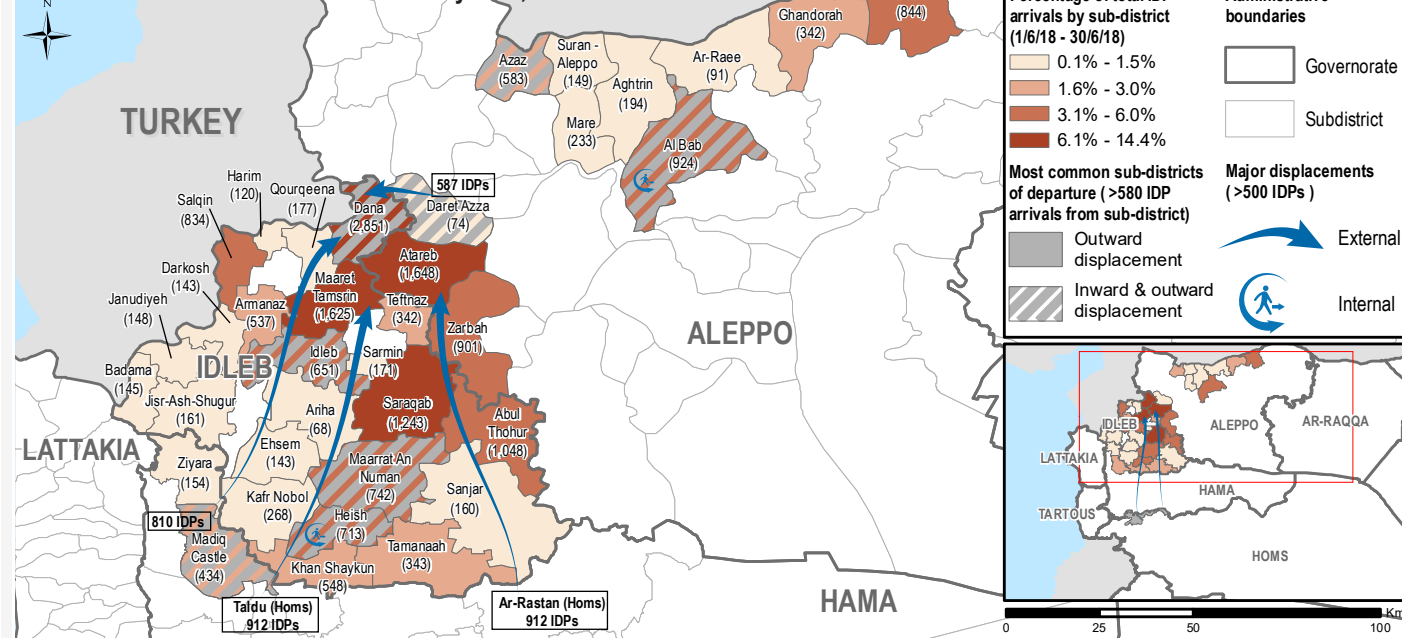
In June, assessed communities in Idleb, Aleppo and Hama governorates witnessed a total of **19,752 IDP arrivals**. More than two thirds of IDPs (13,181) arrived to assessed communities in Idleb governorate, many of whom arrived to **Dana (2,851)** and **Maaret Tamsrin (1,625)** sub-districts.

In parallel, the most commonly reported intended destination of IDP departures was **Afrin (3,854) sub-district** in Aleppo governorate. Many movements to and from assessed communities included secondary displacements of IDPs from previously besieged areas in Eastern Ghouta, Rural Damascus, and in northern Homs and southern Hama governorates.

Overall, however, total IDP movements decreased across assessed communities compared to May, likely due to a relative decrease in conflict across north-west Syria, following heavy fighting and evacuations in May from southern Hama and northern Homs governorates. IDP arrivals decreased by 54%, IDP departures by 40% and SRs by 34% compared to figures reported for May.³ Nevertheless, assessed governorates still witnessed general instability, growing hostility among armed opposition groups (AOGs), as well as increased aerial bombardments in Idleb.

¹ Some figures reported may be repeated displacements.
² IDP departure figures reflect aggregated departures of both IDP and host community populations.
³ CCCM, ISMI Monthly Displacement Summary, [May 2018](#).

IDP arrivals to sub-districts monitored by ISMI, June 2018



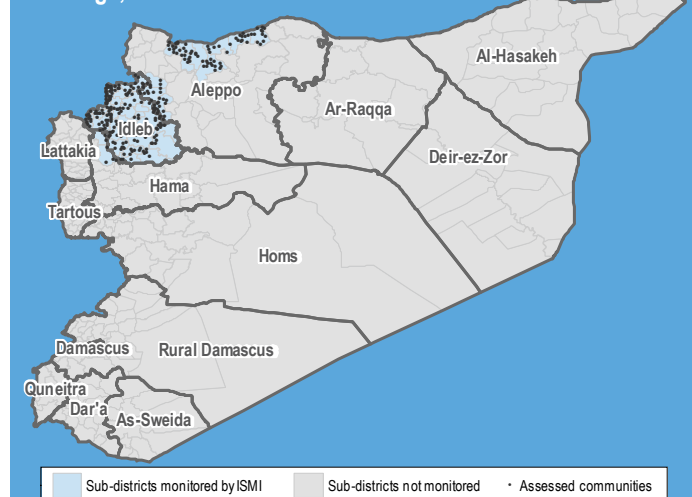
About ISMI & This Factsheet

The IDP Situation Monitoring Initiative (ISMI) is an initiative of the Camp Coordination and Camp Management (CCCM) Cluster, implemented by REACH and supported by cluster members.

Following a baseline assessment conducted at the end of 2016, weekly/bi-weekly data collection cycles were initiated. This factsheet presents an overview of reported inward and outward movements of IDPs from 1 to 30 June 2018. Such displacements were reported in 294 communities in sub-districts monitored by ISMI. The coverage map in this section shows the sub-districts that were monitored for the most recent round of data collection, as well as the communities reporting movements. ISMI monitoring coverage varies over time depending on access. Displacements are identified through an extensive key informant (KI) network, either from alerts initiated by KIs or from follow-up by enumerators. At least two KIs are interviewed in each assessed community, and collected information is further triangulated through other sources, including CCCM member data and humanitarian updates. This approach allows for regular updates on IDP movements at the community level across sub-districts monitored by ISMI in northwest Syria.

The data used for this product was collected, triangulated and verified based on submissions from ISMI's network and select CCCM cluster members following the ISMI methodology. Due to differences in methodology and coverage, figures presented in this output may differ from official CCCM Cluster or UNHCR data. All data is for humanitarian use only.

Coverage, June 2018



IDLEB

Key Figures

Communities assessed: 177

Total IDP arrivals: 13,181 (+53%)⁴

Sub-districts with most arrivals (# IDPs):

Dana	2,851
Maaret Tamsrin	1,625
Saraqab	1,243
Abul Thohur	1,048
Salqin	834

Total IDP departures: 15,656 (+46%)

Sub-districts with most departures (# IDPs):

Maaret Tamsrin	2,007
Ma'arrat An Nu'man	1,847
Dana	1,792
Heish	1,312
Kafr Nobol	1,204

Total spontaneous returns: 6,597 (+32%)

Sub-districts with most spontaneous returns:

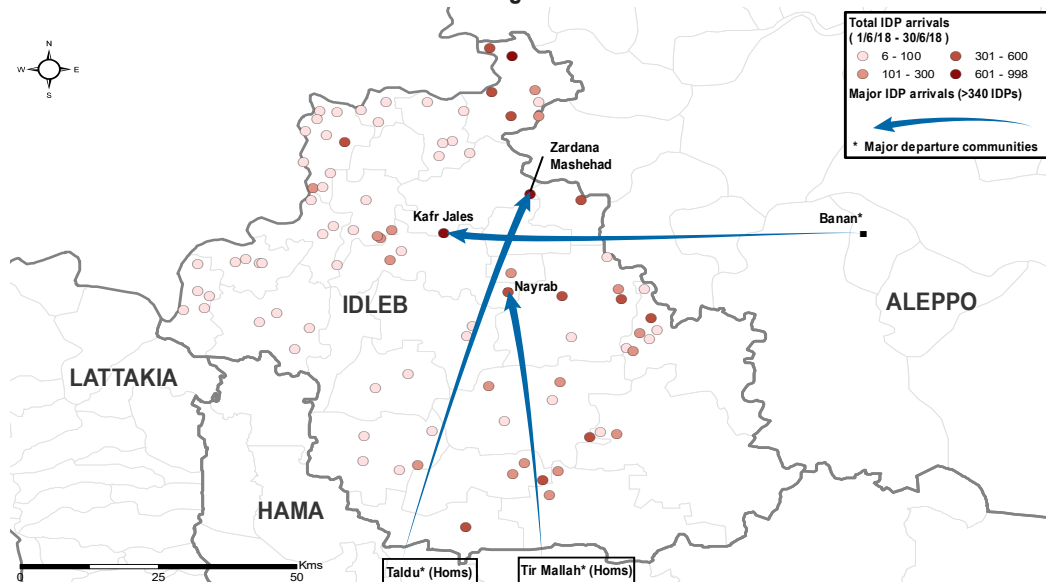
Abul Thohur	2,188
Sanjar	1,056
Tamanaah	1,009
Jisr-Ash-Shugur	577
Dana	570

Overview

In the first half of June, parts of Idleb governorate witnessed an **escalation of aerial bombardments** and a renewed wave of attacks by AOGs on the besieged areas of Foah and Kafraya (Maaret Tamsrin).⁵ Heightened insecurity continued throughout the second half of the month.

Overall, **the total number of IDP movements to and from assessed communities in Idleb governorate declined compared to May (47%)**, possibly indicating a relative increase in stability within the region despite continued hostilities and cross-border displacements. In June, **15,656 IDPs departed from assessed communities** in Idleb governorate, some of which reportedly included secondary displacements.

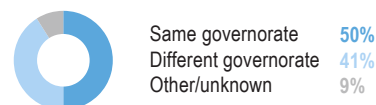
IDP arrivals to assessed communities in Idleb governorate⁶



IDP Arrivals

In Idleb governorate, 7,474 and 5,707 IDP arrivals were reported during the first and second half of June, respectively. Reportedly, **41% of the total arrivals (5,404) came from outside of Idleb governorate**. 2,496 of these arrived from Aleppo governorate, most commonly from Daret Azza (587) sub-district. These movements are likely driven by pull factors of relative safety and stability, possibly linked to airstrikes in western Aleppo near Daret Azza during the first half of June, the first the region has reportedly experienced since late 2017.⁷

Last place of departure of IDP arrivals:



Vulnerable groups among IDP arrivals:⁸



More than a quarter of the 13,181 total reported IDP arrivals in the governorate were to assessed communities in **Dana (2,851) and Maaret Tamsrin (1,625) sub-districts**.

Many IDPs to assessed communities in Dana reportedly arrived from **Madiq Castle (810) sub-district**, Hama governorate. Additionally, more than half of all arrivals to Maaret Tamsrin were reportedly **primary or secondary arrivals of IDPs from Taldu (912)**, Homs governorate. These movements are most likely connected to the heavy fighting and evacuations witnessed in May in opposition enclaves of southern Hama and northern Homs governorates.

IDP Departures

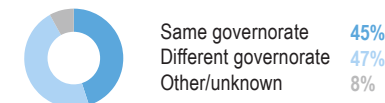
In June, **15,656 departures** were reported from assessed communities in Idleb governorate, most commonly from **Maaret Tamsrin (2,007) and Ma'arrat An Nu'man (1,847) sub-districts**. Total IDP departures reported for June decreased by 46% compared to the previous month.

Top intended destination sub-districts (# IDPs):

Afrin	3,854
Ma'arrat An Nu'man	1,011
Idleb	1,009
Abul Thohur	789
Saraqab	788

Many IDPs (47%) reportedly intended to move to other governorates, with 3,854 IDPs intending to move to Afrin sub-district in north-west Aleppo governorate.

Intended destinations of departures:



Spontaneous Returns

Between 1 and 30 June, 6,597 SRs were reported to assessed communities in Idleb governorate. The number of SRs to assessed communities in the governorate decreased by 32% compared to May (8,650), with a reportedly higher number of SRs to the south-east of the governorate following a perceived stabilisation in the region.

Sub-districts with most spontaneous returns to former homes:

Abul Thohur	2,166
Sanjar	1,043
Tamanaah	997
Jisr-Ash-Shugur	575
Dana	570

During the reporting period, 46% of the total number of SRs in Idleb governorate were to **Abul Thohur (2,188) and Sanjar (1,056) sub-districts**. Both of these sub-districts are on or close to frontlines and have witnessed large departures following an escalation of conflict at the start of 2018. Overall, SRs in June continued to follow patterns seen in the previous month.

Top 3 shelter types of SRs:

- (1) Solid/finished house 1,177 IDPs
- (2) Unfinished/damaged building 288 IDPs
- (3) Solid/finished apartment 120 IDPs

Of the total SRs to Abul Thohur and Sanjar sub-districts, 99% were reported to their former homes. Many IDPs reportedly returned to solid/finished houses (18%), unfinished/damaged buildings (4%) and solid/finished apartments (2%).

⁴CCCM, ISMI Monthly Displacement Summary, [May 2018](#).

⁵Al Jazeera, [Syrian forces launch deadly air raids in Idlib](#), June 2018.

⁶Community markers also account for camps/informal settlements when they are within close proximity to a community.

⁷CCCM, ISMI Bi-weekly Displacement Summary, [1-15 June 2018](#).

⁸Vulnerable groups: † Female-headed households/Women travelling alone ‡ Orphans † Elderly-headed households/Elderly travelling alone

‡ Disabled-headed households/Individuals with disabilities travelling alone.

ALEPPO⁹

Key Figures

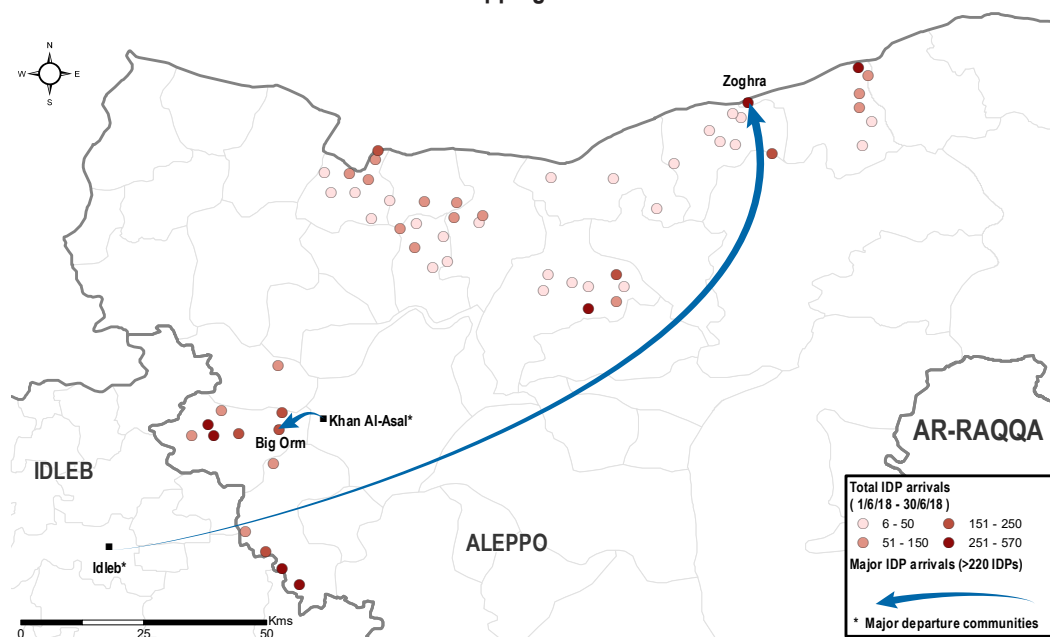
Communities assessed:	110
Total IDP arrivals:	5,983 (+59%)
Sub-districts with most arrivals (# IDPs):	
Atareb	1,648
Al Bab	924
Zarbah	901
Jarablus	844
A'zaz	583
Total IDP departures: 8,350 (+22%)	
Sub-districts with most departures (# IDPs):	
A'zaz	2,060
Al Bab	2,020
Zarbah	1,120
Ghandorah	1,006
Atareb	684
Total spontaneous returns: 5,187 (+39%)	
Sub-districts with most spontaneous returns:	
Zarbah	3,669
Ghandorah	401
A'zaz	356
Jarablus	292
Aghtrin	217

Overview

Despite assessed communities in Aleppo governorate witnessing an **overall decline in movements compared to May (42%)**, conflict and displacements continued throughout the region in June.

In the north of the governorate, major towns in **A'zaz, Al Bab and Jarablus** sub-districts experienced an **intensification of hostilities among AOGs**.¹⁰ In parallel, **western Aleppo governorate saw a continuation in aerial bombardments**, following heightened insecurity witnessed in previous reporting periods.¹¹

IDP arrivals to assessed communities in Aleppo governorate¹²



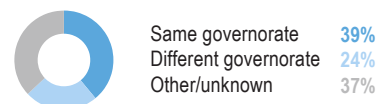
IDP Arrivals

More than a quarter of the **5,983 total reported IDP arrivals** in Aleppo governorate were to assessed communities in **Atareb (1,648)** sub-district. Many of these were reportedly from **Ar-Rastan (912)** and **Talbiseh (342)** sub-districts, Homs governorate, who had arrived following relocation agreements reached in previous months.¹³

IDP Departures

Meanwhile, **8,350 departures** were reported from assessed communities in Aleppo governorate, almost half of which from **A'zaz (2,060)** and **Al Bab (2,020)** sub-districts. These are likely linked to an increase in conflict, as well as to the onward movement of earlier cross-line displacements to other areas.

Intended destinations of departures:



More than a third of IDPs departing assessed communities reportedly intended to go to **Afrin (2,100)** and **Idleb (1,126)** districts. Many of those intending to travel to Afrin left from **Atareb (684)** and **Al Bab (656)** sub-districts, both of which are host to major transit and reception sites that have received large numbers of IDPs in successive cross-line displacement waves over the last three months.¹⁴

Spontaneous Returns

Following return patterns seen in May, **SRs continued to Zarbah sub-district** throughout June, comprising 71% of the governorate's reported total. Most commonly, SRs arrived to **Jazraya (1,795)** and **Abad (923)** communities. While **3,308 (64%) SRs arrived from Idleb governorate** – likely persons displaced by conflict at the start of the year¹⁵ – a further **756 (15%) reportedly arrived from other countries**.

Top 3 shelter types of SRs:

(1) Solid/finished house	667 IDPs
(2) Unfinished/damaged building	282 IDPs
(3) Solid/finished apartment	139 IDPs

HAMA¹⁶

Key Figures

Communities assessed:	7
Total IDP arrivals:	588 (+165%)
Sub-districts with most arrivals (# IDPs):	
Madiq Castle	434
Ziyara	154
Total IDP departures: 171 (+77%)	
Sub-districts with most departures (# IDPs):	
Ziyara	131
Madiq Castle	40
Total spontaneous returns: 246 (+116%)	
Sub-districts with most spontaneous returns:	
Ziyara	143
Madiq Castle	103

Overview

The total number of movements reported to and from assessed communities in Hama governorate declined by 9% compared to the month of May. Madiq Castle witnessed 434 IDP arrivals, most commonly from Tal Hawash (165) community in Dana sub-district, Idleb governorate. Overall, no IDPs departing assessed communities reportedly intended to stay within Hama governorate, but rather **97% of IDPs intended to move to different governorates**. Following patterns seen in previous reporting periods and a perceived reduction in hostilities, assessed communities in Madiq Castle and Ziyara sub-districts witnessed 246 SRs.

⁹ Figures for Aleppo governorate reflect assessed communities in Aghtrin, Al Bab, Ar-Ra'ee, Atareb, Azaz, Daret Azza, Ghandorah, Jarablus, Mare', Suran and Zarbah sub-districts and are, thus, not indicative of the whole governorate.
¹⁰ CCCM, ISMI Bi-weekly Displacement Summary, 16-30 June 2018.
¹¹ UN, *Nearly 50,000 People Displaced in South-Western Syria amid Full Ground Offensive, Aerial Bombardments, Special Envoy Tells Security Council*, June 2018.
¹² Community markers also account for camps/informal settlements when they are within close proximity to a community.
¹³ UNHCR, Syria: Flash Update on Recent Events, 9 May 2018; 24 May 2018.
¹⁴ CCCM, ISMI Monthly Displacement Summary, March 2018; April 2018; May 2018.
¹⁵ OHCHR, *Monthly Human Rights Digest: Syria*, December 2017; UNOCHA, *Turkey | Syria: Recent Developments in North-western Syria*, 30 January 2018.
¹⁶ Figures for Hama governorate reflect assessed communities in Ziyara and Madiq Castle sub-districts and are, thus, not indicative of the whole governorate.