

## Introduction

This multi-sector needs assessment is part of a monthly data collection exercise which aims to gather information about needs and the humanitarian situation inside Syria. The factsheets present information collected in August 2017, referring to the situation in July 2017.

These factsheets present information at the community level for 10 sub-districts in Al Hasakeh governorate. In Qamishli City, neighbourhood-level data have been collected, and information is presented at this level\*. Selected key indicators for the following sectors are included in the factsheets: displacement, shelter, NFIs, health, food security, WASH and education. The factsheets do not cover the entire range of indicators gathered in the questionnaire.

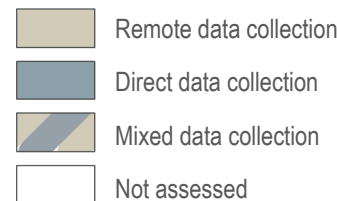
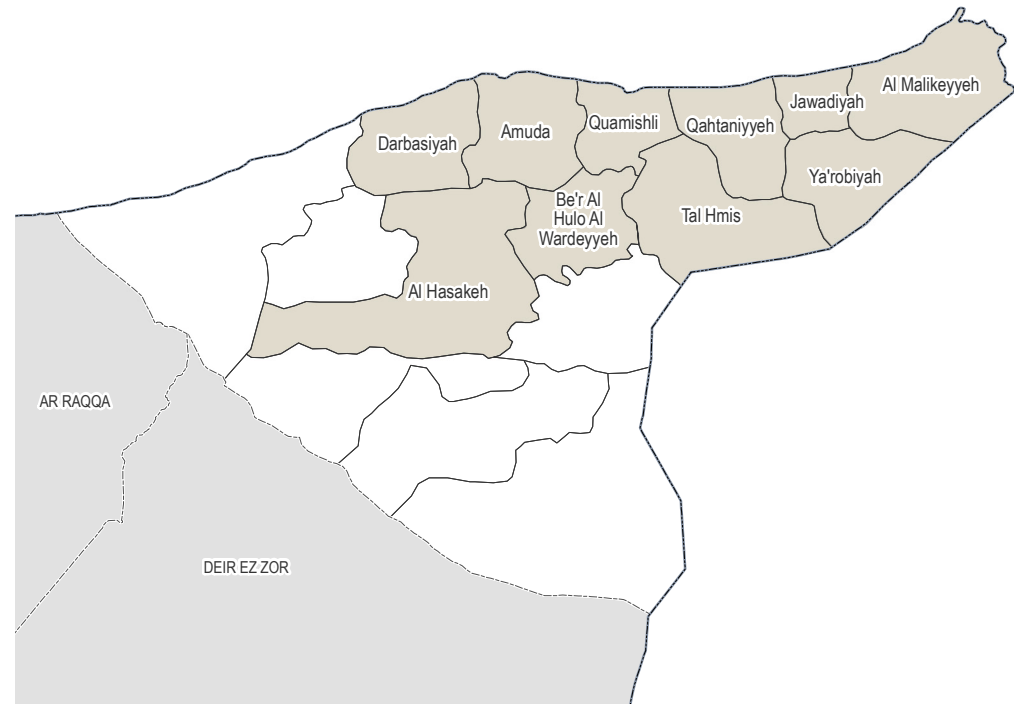
For full visualisation of all indicators collected, please see the SIMAWG Needs Identification Dynamic Reporting Tool, available here: <http://www.reach-info.org/syr/simawg/>.

## Methodology and limitations

These findings are based on data collected remotely (in Lebanon and the Kurdistan Region of Iraq) from Key Informants residing in the communities assessed.

Information was collected from Key Informants in 82 communities in 10 sub-districts of Al Hasakeh governorate. For each question asked, confidence levels are assigned based on the Key Informant's area of expertise and knowledge of the sector-specific situation.

For a full description of the methodology, please see the Terms of Reference, available on the [REACH Resource Centre](#).

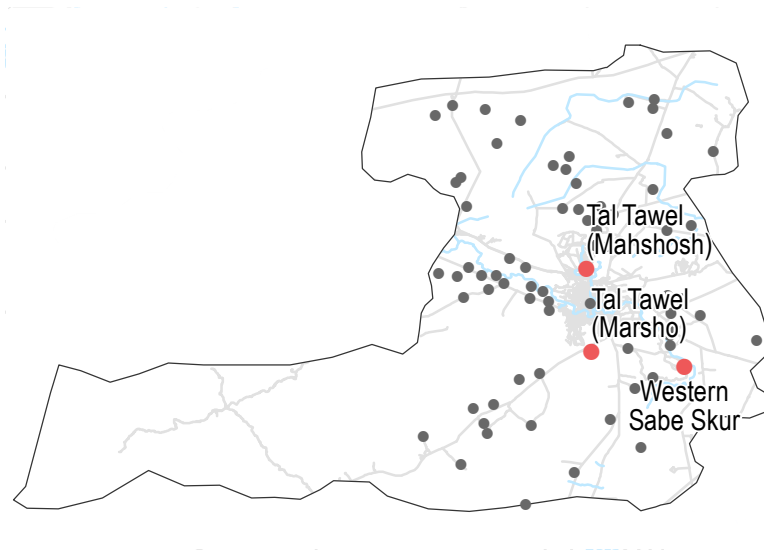


PDF: click on a sub-district name to directly access the relevant factsheet

### Displacement

% of pre-conflict population remaining	76-100%	51-75%	1-25%
% of population that are female	Yes	No	Yes
% of female-headed households	<b>Tal Tawel (Mahshosh)</b>		
IDPs living in village	76-100%	26-50%	1-25%
New IDP arrivals	Yes	No info	Yes
Returnees	<b>Western Sabe Skur</b>		
	51-75%	51-75%	1-25%
	Yes	No info	No

• 3/52 communities assessed : Tal Tawel (Marsho), Tal Tawel (Mahshosh), Western Sabe Skur



### NFIs

<b>Tal Tawel (Marsho)</b>	<b>Tal Tawel (Mahshosh)</b>	<b>Western Sabe Skur</b>
<b>B</b> 2100 SYP	<b>B</b> NA	<b>B</b> 2150 SYP
<b>C</b> 450 SYP	<b>C</b> NA	<b>C</b> NA
<b>D</b> NA	<b>D</b> NA	<b>D</b> 125 SYP
<b>F</b> 19000 SYP	<b>F</b> NA	<b>F</b> NA

Most common electricity source

- Main network
- Generator
- No source
- Solar alternative
- No information

Fuel Prices (SYP)\*

- B** Butane (cannister)
- C** Coal (1kg)
- D** Diesel (1 litre)
- F** Firewood (tonne)

NFI Prices (SYP)\*

- Cement (50kg)
- Floor mat (3\*4m)
- Plastic tarpaulin (1m²)
- Tent (5 persons)

NA: not available for purchase

### Shelter

Independent apartment or house	<b>Tal Tawel (Marsho)</b>	
Shared apartment or house	NDPs	IDPs
Unfinished apartment or house		
Tent	3000 - 10000 SYP	
Private space not for shelter	<b>Tal Tawel (Mahshosh)</b>	
Cave/natural shelter	NDPs	IDPs
Collective public space not for shelter		
No IDPs	No info	
No information	<b>Western Sabe Skur</b>	
Min - Max: rent paid per room (where known)	NDPs	IDPs
	No info	

### Livelihoods

	Most common source of income	Most common strategies used to cope with lack of income / resources
<b>Tal Tawel (Marsho)</b>	Farm owning Business/trade Remittances	Skipping meals Reducing meal size
<b>Tal Tawel (Mahshosh)</b>	Support from family/friends Remittances Savings	Borrowing from family/friends Skipping meals
<b>Western Sabe Skur</b>	Farm owning Business/trade Support from family/friends	Borrowing from family/friends

<b>Tal Tawel (Marsho)</b>	No lack of fuel
<b>Tal Tawel (Mahshosh)</b>	No lack of fuel
<b>Western Sabe Skur</b>	Burning furniture not in use Burning productive assets

Most common strategies used to cope with a lack of fuel

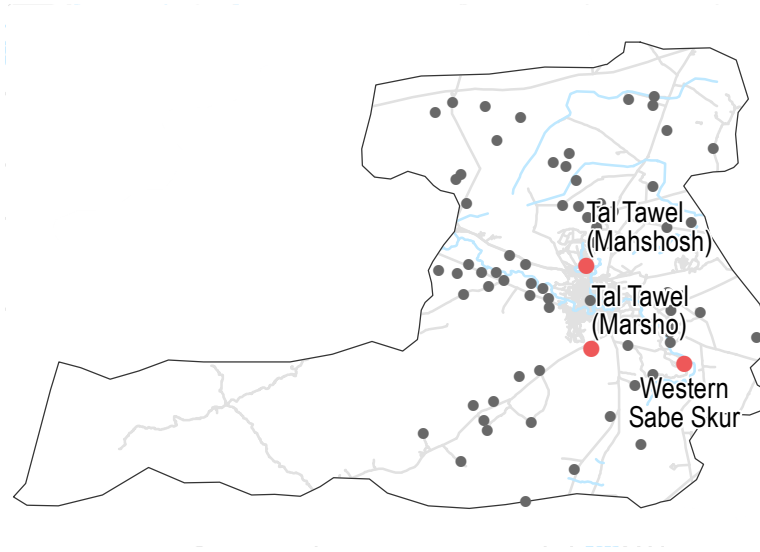
### WASH

- Most common water source
- Status of water source
- Water is safe to drink
  - Water tastes/smells bad
  - People sick after drinking
  - No information
- Sufficiency of available water to meet household needs
- Sufficient
  - Insufficient
  - No information
- Most common method of garbage disposal

#### Tal Tawel (Marsho)

- Network
  - Public free collection
- #### Tal Tawel (Mahshosh)
- Network
  - Private paid collection
- #### Western Sabe Skur
- Water trucking
  - Buried / burned

•3/52 communities assessed : Tal Tawel ( Marsho ), Tal Tawel (Mahshosh), Western Sabe Skur



### Food Security

#### Tal Tawel (Marsho)

- Bread: 125 SYP
  - Rice: 500 SYP
  - Lentils: 450 SYP
  - Sugar: 400 SYP
  - Cooking oil: 600 SYP
- Public bakeries
  - No difficulties reported
  - Private bakeries unavailable

#### Tal Tawel (Mahshosh)

- Bread: no info
  - Rice: 550 SYP
  - Lentils: 500 SYP
  - Sugar: 400 SYP
  - Cooking oil: 600 SYP
- Private bakeries
  - Wheat not always available
  - Flour not always available
  - Insufficient electricity/fuel
  - 1 to 10

#### Western Sabe Skur

- Bread: no info
  - Rice: 550 SYP
  - Lentils: 550 SYP
  - Sugar: no info
  - Cooking oil: 550 SYP
- Homemade
  - No difficulties reported
  - Private bakeries unavailable

#### Main challenges to obtaining food

- No challenges
- Some foods unavailable
- Local production decreased
- Lack of access to markets
- Some foods expensive
- Lack of resources to buy food
- Lack of access to fuel
- Cooking fuel unavailable
- No information

- Bread (public): 1 pack
- Rice: 1kg
- Lentils: 1kg
- Sugar: 1kg
- Cooking oil: 1 litre

- Access to bread
- Most common source of bread
- Most common barriers to accessing bread
- Number of days, per month, where bread from private bakeries was unavailable

### Education

- Status of primary schools in village
- Functioning
  - Not functioning
  - Not available
  - No information
- Barriers to accessing education services
- #### Tal Tawel (Marsho)
- Most children accessed education

- #### Western Sabe Skur
- Most children accessed education

- #### Tal Tawel (Mahshosh)
- Most children accessed education

### Health

- Most common health problems
- Most common barriers to accessing healthcare

#### Tal Tawel (Marsho)

- Diarrhoea
- Maternal health issues
- Fever

- No facilities in the area
- Old age

#### Tal Tawel (Mahshosh)

- Chronic diseases
- Acute respiratory infections
- Symptoms of psychological trauma
- No facilities in the area
- Security concerns around travel
- Family not permitting travel

#### Western Sabe Skur

- Disabilities
- Pregnancy related diseases
- Symptoms of psychological trauma
- No facilities in the area
- High cost of transportation
- Services are too expensive

# Al Hasakeh City, Al Hasakeh Governorate

# August 2017

## Displacement

- % of pre-conflict population remaining
- % of population that are female
- % of female-headed households
- IDPs living in village
- New IDP arrivals
- Returnees

### Al Kallasa

51-75% 26-50% 1-25%  
 Yes No No

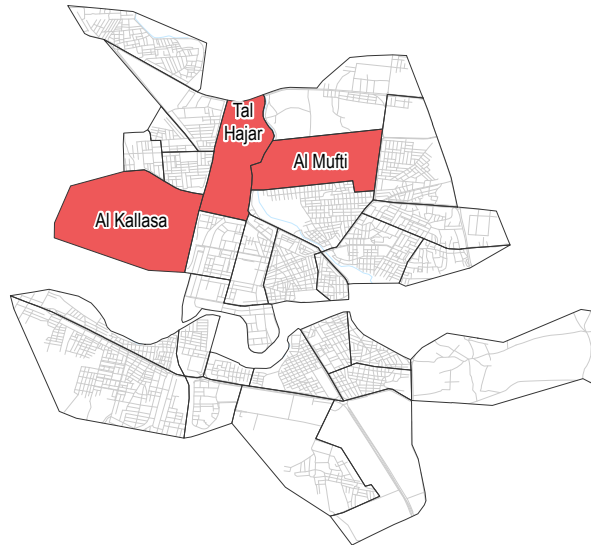
### Al Mufti

26-50% 51-75% 1-25%  
 Yes No info Yes

### Hay Tal Hajar

51-75% 51-75% 1-25%  
 Yes No info No

• 3/31 neighbourhoods assessed : Al Kallasa, Al Mufti, Hay Tal Hajar



## Shelter

- Most common shelter
- Independent apartment or house
- Shared apartment or house
- Unfinished apartment or house
- Tent
- Private space not for shelter
- Cave/natural shelter
- Collective public space not for shelter
- No IDPs
- No information
- Min - Max: rent paid per room (where known)

### Al Kallasa

NDPs IDPs   
 4000 - 8000 SYP

### Al Mufti

NDPs IDPs   
 4000 - 5000 SYP

### Hay Tal Hajar

NDPs IDPs   
 2000 - 4000 SYP

## Livelihoods

Most common source of income

Most common strategies used to cope with lack of income / resources

### Al Kallasa

Stable employment  
 Business/trade  
 Remittances

Skipping meals  
 Reducing meal size

### Al Mufti

Stable employment  
 Daily employment  
 Support from family/friends

Taking loans/buying on credit  
 Borrowing from family/friends  
 Selling household assets

### Hay Tal Hajar

Stable employment  
 Business/trade  
 Remittances

Borrowing from family/friends  
 Selling household assets

## NFIs

### Al Kallasa

**B** 2200 SYP 3000 SYP  
**C** 350 SYP 6000 SYP  
**D** 60 SYP 500 SYP  
**F** NA NA

### Al Mufti

**B** 2000 SYP 2000 SYP  
**C** 1000 SYP 7000 SYP  
**D** 50 SYP 500 SYP  
**F** NA 15000 SYP

### Hay Tal Hajar

**B** 2100 SYP NA  
**C** NA NA  
**D** NA NA  
**F** NA NA

### Al Kallasa

No lack of fuel

### Al Mufti

No lack of fuel

### Hay Tal Hajar

No lack of fuel

Most common electricity source

- Main network
- Generator
- No source
- Solar alternative
- No information

Fuel Prices (SYP)\*

- B** Butane (cannister)
- C** Coal (1kg)
- D** Diesel (1 litre)
- F** Firewood (tonne)

NFI Prices (SYP)\*

- Cement (50kg)
- Floor mat (3\*4m)
- Plastic tarpaulin (1m<sup>2</sup>)
- Tent (5 persons)

NA: not available for purchase

Most common strategies used to cope with a lack of fuel

# Al Hasakeh City, Al Hasakeh Governorate

# August 2017

## WASH

- Most common water source
- Status of water source
- Water is safe to drink
  - Water tastes/smells bad
  - People sick after drinking
  - No information
- Sufficiency of available water to meet household needs
- Sufficient
  - Insufficient
  - No information
- Most common method of garbage disposal

### Al Kallasa

- Network
- Private paid collection

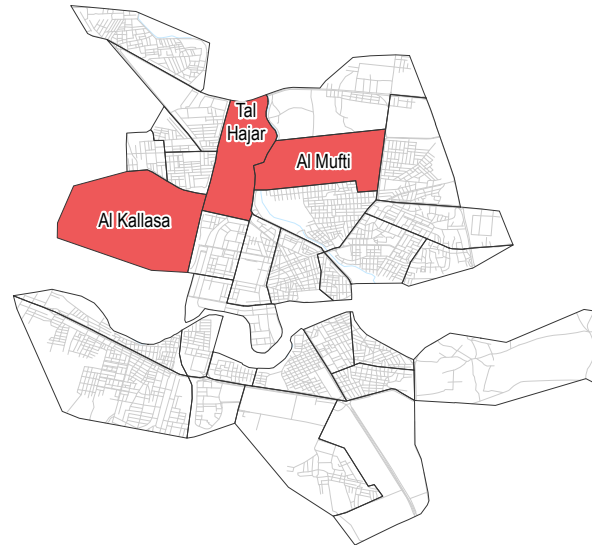
### Al Mufti

- Network
- Private paid collection

### Hay Tal Hajar

- Network
- Public free collection

3/31 neighbourhoods assessed : Al Kallasa, Al Mufti, Hay Tal Hajar



## Food Security

### Al Kallasa

- Shops
- Bread: no info
- Rice: 500 SYP
- Lentils: 440 SYP
- Sugar: 400 SYP
- Cooking oil: 550 SYP
- No difficulties reported
- 1 to 10

### Al Mufti

- Public bakeries
- Bread: 100 SYP
- Rice: 500 SYP
- Lentils: 400 SYP
- Sugar: 250 SYP
- Cooking oil: 500 SYP
- Wheat not always available
- Flour not always available
- Insufficient electricity/fuel
- 1 to 10

### Hay Tal Hajar

- Public bakeries
- Bread: 100 SYP
- Rice: 500 SYP
- Lentils: 400 SYP
- Sugar: 300 SYP
- Cooking oil: 650 SYP
- No difficulties reported
- 1 to 10

### Main challenges to obtaining food

- No challenges
- Some foods unavailable
- Local production decreased
- Lack of access to markets
- Some foods expensive
- Lack of resources to buy food
- Lack of access to fuel
- Cooking fuel unavailable
- No information

Bread (public): 1 pack  
Rice: 1kg  
Lentils: 1kg  
Sugar: 1kg  
Cooking oil: 1 litre

### Access to bread

- Most common source of bread
- Most common barriers to accessing bread
- Number of days, per month, where bread from private bakeries was unavailable

## Education

- Status of primary schools in village
- Functioning
  - Not functioning
  - Not available
  - No information
- Barriers to accessing education services
- Al Kallasa**  
Most children accessed education

**Hay Tal Hajar**  
Most children accessed education

**Al Mufti**  
Most children accessed education

## Health

	Most common health problems	Most common barriers to accessing healthcare
<b>Al Kallasa</b>	Diarrhoea Chronic diseases Fever	Services are too expensive
<b>Al Mufti</b>	Diarrhoea Skin diseases Symptoms of psychological trauma	Security concerns around travel High cost of transportation Services are too expensive
<b>Hay Tal Hajar</b>	Chronic diseases Fever Malnutrition	No facilities in the area High cost of transportation Services are too expensive

# Al Malikeyyeh 1/6, Al Hasakeh Governorate

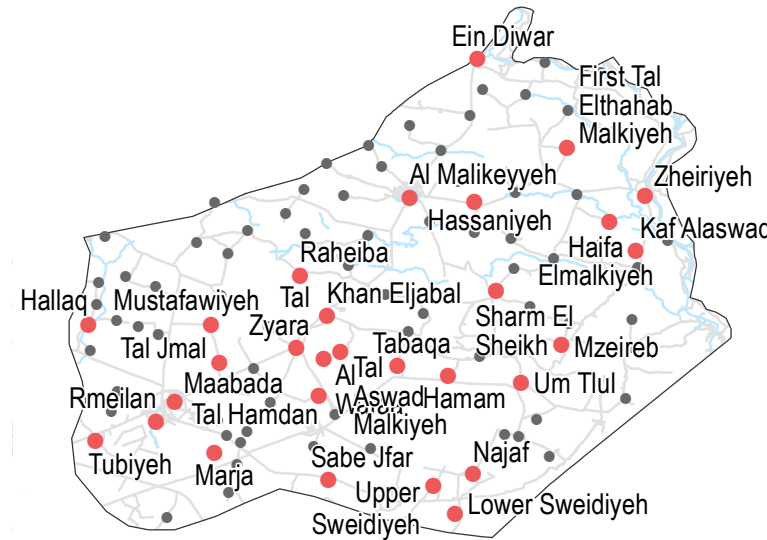
# August 2017

## Displacement

- % of pre-conflict population remaining
- % of population that are female
- % of female-headed households
- IDPs living in village
- New IDP arrivals
- Returnees

Sub-district	% of pre-conflict population remaining	% of population that are female	% of female-headed households	IDPs living in village	New IDP arrivals	Returnees
<b>Al Wafaa</b>	76-100%	51-75%	1-25%	Yes	No info	No
<b>Al Malikeyyeh</b>	26-50%	1-25%	1-25%	Yes	No	No
<b>Ein Diwar</b>	51-75%	51-75%	1-25%	Yes	No info	No
<b>First Tal Elthahab Malkiyeh</b>	51-75%	51-75%	1-25%	Yes	No info	No
<b>Haifa Elmalkiyeh</b>	51-75%	51-75%	1-25%	Yes	No info	No

• 29/98 communities assessed (24 communities are shown on the next five factsheets): Al Wafaa, Al Malikeyyeh, Ein Diwar, First Tal Elthahab Malkiyeh, Haifa Elmalkiyeh



## NFIs

Sub-district	Most common electricity source	Fuel Prices (SYP)*	NFI Prices (SYP)*
<b>Al Wafaa</b>	B NA, C NA, D NA, F NA	B NA, C NA, D NA, F NA	B NA, C NA, D NA, F NA
<b>First Tal Elthahab Malkiyeh</b>	B NA, C NA, D NA, F NA	B NA, C NA, D NA, F NA	B NA, C NA, D NA, F NA
<b>Al Malikeyyeh</b>	B 2100 SYP, C 800 SYP, D 37 SYP, F NA	B NA, C NA, D NA, F NA	B NA, C NA, D NA, F NA
<b>Haifa Elmalkiyeh</b>	B NA, C NA, D NA, F NA	B NA, C NA, D NA, F NA	B NA, C NA, D NA, F NA
<b>Ein Diwar</b>	B NA, C NA, D NA, F NA	B NA, C NA, D NA, F NA	B NA, C NA, D NA, F NA

## Shelter

- Independent apartment or house
- Shared apartment or house
- Unfinished apartment or house
- Tent
- Private space not for shelter
- Cave/natural shelter
- Collective public space not for shelter
- No IDPs
- No information
- Min - Max: rent paid per room (where known)

Sub-district	Most common shelter	NDPs	IDPs
<b>Al Wafaa</b>	Green house	Green house	Black X
<b>First Tal Elthahab Malkiyeh</b>	Green house	Green house	Black X
<b>Al Malikeyyeh</b>	Green house	Green house	Green house
<b>Haifa Elmalkiyeh</b>	Green house	Green house	Black X
<b>Ein Diwar</b>	Green house	Green house	Black X

## Livelihoods

Sub-district	Most common source of income	Most common strategies used to cope with lack of income / resources
<b>Al Wafaa</b>	Stable employment Farm owning Business/trade	Skipping meals Reducing meal size
<b>Al Malikeyyeh</b>	Stable employment Remittances Cash items	Borrowing from family/friends Skipping meals Reducing meal size
<b>Ein Diwar</b>	Stable employment Farm owning Savings	Selling household assets Reducing meal size Eating weeds
<b>First Tal Elthahab Malkiyeh</b>	Farm owning Business/trade	Borrowing from family/friends
<b>Haifa Elmalkiyeh</b>	Farm owning Remittances	Borrowing from family/friends Reducing meal size

Sub-district	Most common strategies used to cope with a lack of fuel
<b>Al Wafaa</b>	No lack of fuel
<b>Al Malikeyyeh</b>	No lack of fuel
<b>First Tal Elthahab Malkiyeh</b>	No lack of fuel
<b>Ein Diwar</b>	No lack of fuel
<b>Haifa Elmalkiyeh</b>	No lack of fuel

# Al Malikeyyeh 1/6, Al Hasakeh Governorate

# August 2017

## WASH

- Most common water source**
- Status of water source**
- Water is safe to drink
  - Water tastes/smells bad
  - People sick after drinking
  - No information
- Sufficiency of available water to meet household needs**
- Sufficient
  - Insufficient
  - No information
- Most common method of garbage disposal**

### Al Wafaa

- Network
- Private paid collection

### Al Malikeyyeh

- Network
- Private paid collection

### Ein Diwar

- Network
- Public free collection

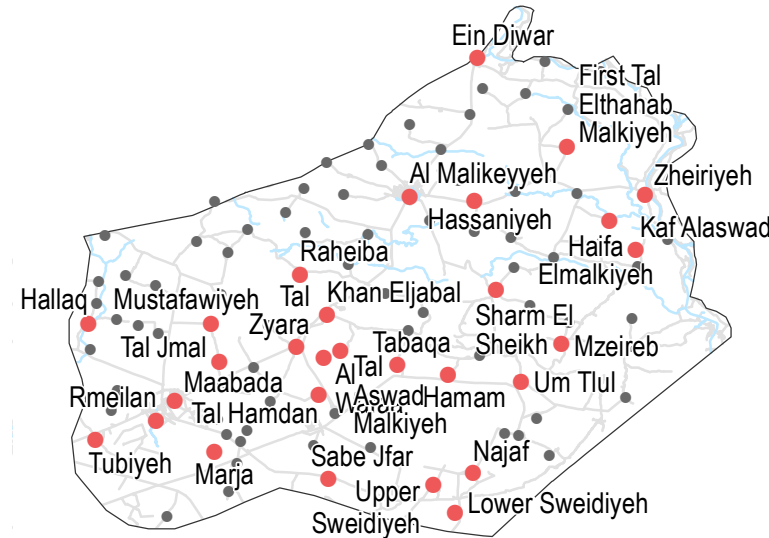
### First Tal Elthahab Malkiyeh

- Closed well
- Disposed at designated site

### Haifa Elmalkiyeh

- Network
- Disposed at designated site

• 29/98 communities assessed (24 communities are shown on the next five factsheets): Al Wafaa, Al Malikeyyeh, Ein Diwar, First Tal Elthahab Malkiyeh, Haifa Elmalkiyeh



## Education

- Status of primary schools in village**
- Functioning
  - Not functioning
  - Not available
  - No information
- Barriers to accessing education services**
- Al Wafaa: Most children accessed education
  - Al Malikeyyeh: Parents do not approve of curriculum. Curriculum not available in appropriate language

### Ein Diwar

Most children accessed education

### First Tal Elthahab Malkiyeh

Most children accessed education

### Haifa Elmalkiyeh

Most children accessed education

## Health

- Most common health problems
- Most common barriers to accessing healthcare

### Al Wafaa

Diarrhoea  
Chronic diseases  
Acute respiratory infections

### Al Malikeyyeh

Chronic diseases  
Pregnancy related diseases  
Symptoms of psychological trauma

Services are too expensive

### Ein Diwar

Diarrhoea  
Chronic diseases  
Fever

No difficulties reported

### First Tal Elthahab Malkiyeh

Diarrhoea  
Pregnancy related diseases  
Acute respiratory infections

No facilities in the area  
High cost of transportation

### Haifa Elmalkiyeh

Diarrhoea  
Chronic diseases  
Fever

No facilities in the area  
Services are too expensive

## Food Security

### Al Wafaa

- Bread: no info
- Rice: 500 SYP
- Lentils: 250 SYP
- Sugar: 500 SYP
- Cooking oil: 650 SYP
- Shops
- Insufficient electricity/fuel
- Flour not always available
- Private bakeries unavailable

### Al Malikeyyeh

- Bread: 105 SYP
- Rice: 700 SYP
- Lentils: 400 SYP
- Sugar: 400 SYP
- Cooking oil: 550 SYP
- Public bakeries
- No difficulties reported
- 0

### Ein Diwar

- Bread: 50 SYP
- Rice: 600 SYP
- Lentils: no info
- Sugar: 500 SYP
- Cooking oil: 600 SYP
- Homemade
- Flour too expensive
- Private bakeries unavailable

### First Tal Elthahab Malkiyeh

- Bread: no info
- Rice: 650 SYP
- Lentils: no info
- Sugar: no info
- Cooking oil: 75 SYP
- Shops
- No difficulties reported
- Private bakeries unavailable

### Haifa Elmalkiyeh

- Bread: no info
- Rice: 150 SYP
- Lentils: 150 SYP
- Sugar: 400 SYP
- Cooking oil: 500 SYP
- Shops
- No difficulties reported
- Private bakeries unavailable

### Main challenges to obtaining food

- No challenges
- Some foods unavailable
- Local production decreased
- Lack of access to markets
- Some foods expensive
- Lack of resources to buy food
- Lack of access to fuel
- Cooking fuel unavailable
- No information

Bread (public): 1 pack  
Rice: 1kg  
Lentils: 1kg  
Sugar: 1kg  
Cooking oil: 1 litre

Access to bread

Most common source of bread

Most common barriers to accessing bread

Number of days, per month, where bread from private bakeries was unavailable

# Al Malikeyyeh 2/6, Al Hasakeh Governorate

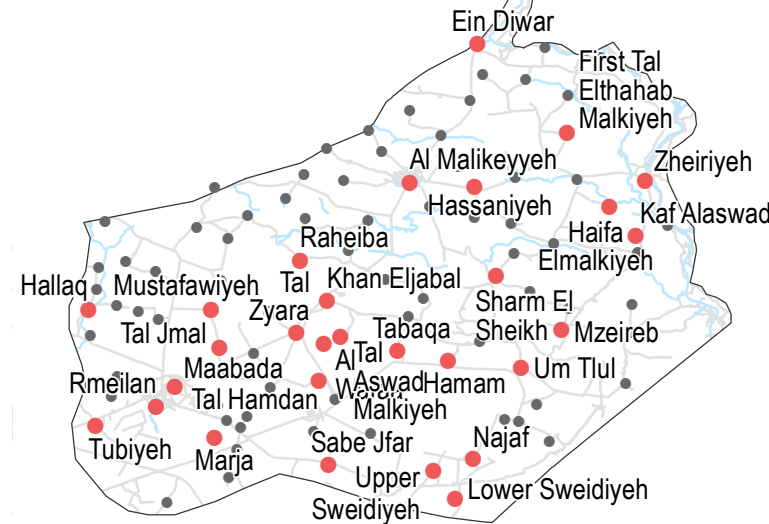
# August 2017

## Displacement

- % of pre-conflict population remaining
- % of population that are female
- % of female-headed households
- IDPs living in village
- New IDP arrivals
- Returnees

Sub-district	% of pre-conflict population remaining	% of population that are female	% of female-headed households	IDPs living in village	New IDP arrivals	Returnees
<b>Hallaq</b>	51-75%	26-50%	1-25%	Yes	No info	No
<b>Hamam</b>	1-25%	51-75%	1-25%	Yes	No	Yes
<b>Hassaniyeh</b>	51-75%	51-75%	26-50%	Yes	No info	No
<b>Kaf Alaswad</b>	51-75%	51-75%	None	Yes	No info	No
<b>Khan Eljabal</b>	51-75%	51-75%	26-50%	Yes	No	No

•29/98 communities assessed (5 communities are shown on the previous factsheet, 19 communities are shown on the next 4 factsheets): Hallaqa, Hamam, Hassaniyeh, Kaf Alaswad, Khan Eljabal



## NFIs

Sub-district	B	C	D	F
<b>Hallaq</b>	NA	NA	NA	NA
<b>Kaf Alaswad</b>	2200 SYP	NA	NA	NA
<b>Hamam</b>	NA	NA	NA	NA
<b>Khan Eljabal</b>	2200 SYP	2000 SYP	40 SYP	NA
<b>Hassaniyeh</b>	NA	NA	NA	NA

- Most common electricity source
- Main network
  - Generator
  - No source
  - Solar alternative
  - No information
- Fuel Prices (SYP)\*
- B** Butane (cannister)
  - C** Coal (1kg)
  - D** Diesel (1 litre)
  - F** Firewood (tonne)
- NFI Prices (SYP)\*
- Cement (50kg)
  - Floor mat (3\*4m)
  - Plastic tarpaulin (1m<sup>2</sup>)
  - Tent (5 persons)
- NA: not available for purchase

## Shelter

- Independent apartment or house
- Shared apartment or house
- Unfinished apartment or house
- Tent
- Private space not for shelter
- Cave/natural shelter
- Collective public space not for shelter
- No IDPs
- No information
- Min - Max: rent paid per room (where known)

Sub-district	Most common shelter	NDPs	IDPs
<b>Hallaq</b>	Independent apartment or house	No info	No info
<b>Kaf Alaswad</b>	Independent apartment or house	No info	No info
<b>Hamam</b>	Independent apartment or house	No info	No info
<b>Khan Eljabal</b>	Independent apartment or house	5000 - 6000 SYP	No info
<b>Hassaniyeh</b>	Independent apartment or house	No info	No info

## Livelihoods

Sub-district	Most common source of income	Most common strategies used to cope with lack of income / resources
<b>Hallaq</b>	Stable employment Farm owning Business/trade	Borrowing from family/friends
<b>Hamam</b>	Stable employment Farm owning	Taking loans/buying on credit
<b>Hassaniyeh</b>	Stable employment Daily employment Farm owning	Borrowing from family/friends
<b>Kaf Alaswad</b>	Daily employment High risk/illegal work	Borrowing from family/friends Reducing meal size
<b>Khan Eljabal</b>	Farm owning Business/trade Support from family/friends	Borrowing from family/friends

Sub-district	Most common strategies used to cope with a lack of fuel
<b>Hallaq</b>	No lack of fuel
<b>Hamam</b>	No lack of fuel
<b>Kaf Alaswad</b>	No lack of fuel
<b>Hassaniyeh</b>	No lack of fuel
<b>Khan Eljabal</b>	Burning productive assets

# Al Malikeyyeh 2/6, Al Hasakeh Governorate

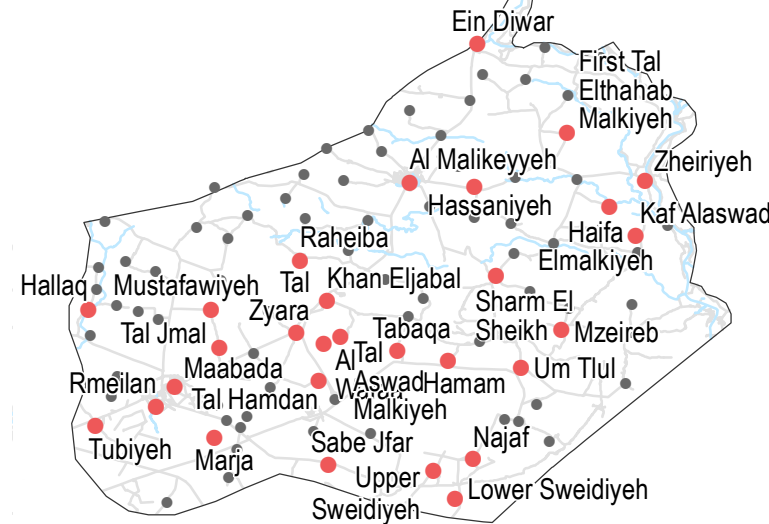
# August 2017

## WASH

- Most common water source
- Status of water source
  - Water is safe to drink
  - Water tastes/smells bad
  - People sick after drinking
  - No information
- Sufficiency of available water to meet household needs
  - Sufficient
  - Insufficient
  - No information
- Most common method of garbage disposal

- Hallaq**
  - Closed well
  - Disposed at designated site
- Hamam**
  - Network
  - Disposed at designated site
- Hassaniyeh**
  - Closed well
  - Disposed at designated site
- Kaf Alaswad**
  - Closed well
  - Disposed at designated site
- Khan Eljabal**
  - Network
  - Disposed at designated site

•29/98 communities assessed (5 communities are shown on the previous factsheet, 19 communities are shown on the next 4 factsheets): Hallaqa, Hamam, Hassaniyeh, Kaf Alaswad, Khan Eljabal



## Food Security

### Hallaq

- Bread: no info
- Rice: 750 SYP
- Lentils: 375 SYP
- Sugar: 400 SYP
- Cooking oil: 600 SYP
- Shops
- No difficulties reported
- Private bakeries unavailable

### Hamam

- Bread: no info
- Rice: 450 SYP
- Lentils: no info
- Sugar: no info
- Cooking oil: 550 SYP
- Shops
- No difficulties reported
- Private bakeries unavailable

### Hassaniyeh

- Bread: no info
- Rice: no info
- Lentils: no info
- Sugar: no info
- Cooking oil: no info
- Homemade
- No difficulties reported
- Private bakeries unavailable

### Kaf Alaswad

- Bread: no info
- Rice: 450 SYP
- Lentils: 500 SYP
- Sugar: 400 SYP
- Cooking oil: 500 SYP
- Shops
- No difficulties reported
- Private bakeries unavailable

### Khan Eljabal

- Bread: 60 SYP
- Rice: 650 SYP
- Lentils: 400 SYP
- Sugar: 300 SYP
- Cooking oil: 500 SYP
- Public bakeries
- High price of wheat
- Flour not always available
- High price of electricity/fuel
- Private bakeries unavailable

### Main challenges to obtaining food

- No challenges
- Some foods unavailable
- Local production decreased
- Lack of access to markets
- Some foods expensive
- Lack of resources to buy food
- Lack of access to fuel
- Cooking fuel unavailable
- No information

Bread (public): 1 pack  
Rice: 1kg  
Lentils: 1kg  
Sugar: 1kg  
Cooking oil: 1 litre

Access to bread  
Most common source of bread

Most common barriers to accessing bread  
Number of days, per month, where bread from private bakeries was unavailable

## Education

- Status of primary schools in village
  - Functioning
  - Not functioning
  - Not available
  - No information
- Barriers to accessing education services
- Hallaq: Most children accessed education
- Hamam: Most children accessed education

- Hassaniyeh**: Most children accessed education
- Kaf Alaswad**: Most children accessed education
- Khan Eljabal**: Most children accessed education

## Health

	Most common health problems	Most common barriers to accessing healthcare
<b>Hallaq</b>	Chronic diseases Pregnancy related diseases Severe diseases affecting those aged less than 5	No facilities in the area High cost of transportation Services are too expensive
<b>Hamam</b>	Diarrhoea Fever Severe diseases affecting those aged less than 5	No facilities in the area Services are too expensive
<b>Hassaniyeh</b>	Skin diseases Chronic diseases Severe diseases affecting those aged less than 5	No facilities in the area
<b>Kaf Alaswad</b>	Diarrhoea Chronic diseases Acute respiratory infections	No facilities in the area Security concerns around travel High cost of transportation
<b>Khan Eljabal</b>	Diarrhoea Chronic diseases Pregnancy related diseases	No facilities in the area High cost of transportation Services are too expensive

# Al Malikeyyeh 3/6, Al Hasakeh Governorate

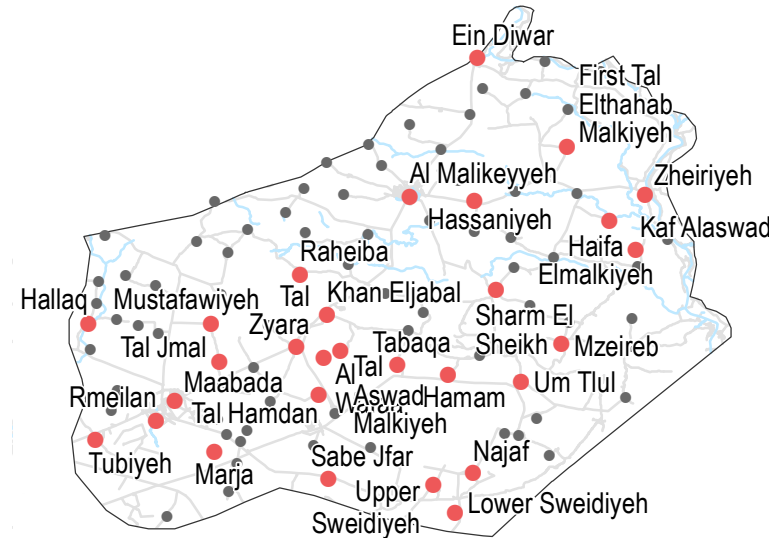
# August 2017

## Displacement

- % of pre-conflict population remaining
- % of population that are female
- % of female-headed households
- IDPs living in village
- New IDP arrivals
- Returnees

Sub-district	% of pre-conflict population remaining	% of population that are female	% of female-headed households	IDPs living in village	New IDP arrivals	Returnees
<b>Lower Sweidiyeh</b>	51-75%	26-50%	1-25%	Yes	No info	Yes
<b>Maabada</b>	51-75%	26-50%	1-25%	Yes	No	No
<b>Marja</b>	51-75%	26-50%	1-25%	Yes	No info	No
<b>Mustafawiyyeh</b>	76-100%	51-75%	1-25%	Yes	No info	No
<b>Mzeireb</b>	51-75%	26-50%	1-25%	Yes	Yes	No

• 29/98 communities assessed (10 communities are shown on the previous two factsheets, 14 communities are shown on the next three factsheets): Lower Sweidiyeh, Maabada, Marja, Mustafawiyyeh, Mzeireb



## NFIs

Sub-district	Lightbulb icon	Generator icon	Lightbulb icon	Generator icon
<b>Lower Sweidiyeh</b>	B 2300 SYP	NA	B NA	NA
<b>Mustafawiyyeh</b>	C 450 SYP	5500 SYP	C NA	NA
<b>Maabada</b>	D 45 SYP	NA	D NA	NA
<b>Mzeireb</b>	F NA	NA	F NA	NA
<b>Marja</b>	B 2200 SYP	2300 SYP	C NA	NA

- Most common electricity source
- Main network
  - Generator
  - No source
  - Solar alternative
  - No information
- Fuel Prices (SYP)\*
- B** Butane (cannister)
  - C** Coal (1kg)
  - D** Diesel (1 litre)
  - F** Firewood (tonne)
- NFI Prices (SYP)\*
- Cement (50kg)
  - Floor mat (3\*4m)
  - Plastic tarpaulin (1m²)
  - Tent (5 persons)
- NA: not available for purchase

## Shelter

- Most common shelter
- Independent apartment or house
  - Shared apartment or house
  - Unfinished apartment or house
  - Tent
  - Private space not for shelter
  - Cave/natural shelter
  - Collective public space not for shelter
  - No IDPs
  - No information
- Min - Max: rent paid per room (where known)

Sub-district	NDPs	IDPs
<b>Lower Sweidiyeh</b>		
<b>Mustafawiyyeh</b>		
<b>Maabada</b>		
<b>Mzeireb</b>		
<b>Marja</b>		

## Livelihoods

Sub-district	Most common source of income	Most common strategies used to cope with lack of income / resources
<b>Lower Sweidiyeh</b>	Stable employment Farm owning Remittances	Borrowing from family/friends
<b>Maabada</b>	Stable employment Farm owning Business/trade	Borrowing from family/friends
<b>Marja</b>	Stable employment Farm owning	Children sent to work/beg Taking loans/buying on credit
<b>Mustafawiyyeh</b>	Farm owning Support from family/friends Remittances	Borrowing from family/friends
<b>Mzeireb</b>	Daily employment Farm owning Business/trade	Children sent to work/beg Taking loans/buying on credit Borrowing from family/friends

Sub-district	Flame icon	Flame icon
<b>Lower Sweidiyeh</b>	No lack of fuel	Most common strategies used to cope with a lack of fuel
<b>Maabada</b>	No lack of fuel	
<b>Mustafawiyyeh</b>	No lack of fuel	
<b>Marja</b>	No lack of fuel	
<b>Mzeireb</b>	No lack of fuel	

# Al Malikeyyeh 3/6, Al Hasakeh Governorate

# August 2017

## WASH

- Most common water source**
- Water is safe to drink
  - Water tastes/smells bad
  - People sick after drinking
  - No information
- Sufficiency of available water to meet household needs**
- Sufficient
  - Insufficient
  - No information
- Most common method of garbage disposal**
- Disposed at designated site

### Lower Sweidiyeh

- Network
- Public free collection

### Maabada

- Network
- Public free collection

### Marja

- Closed well
- Disposed at designated site

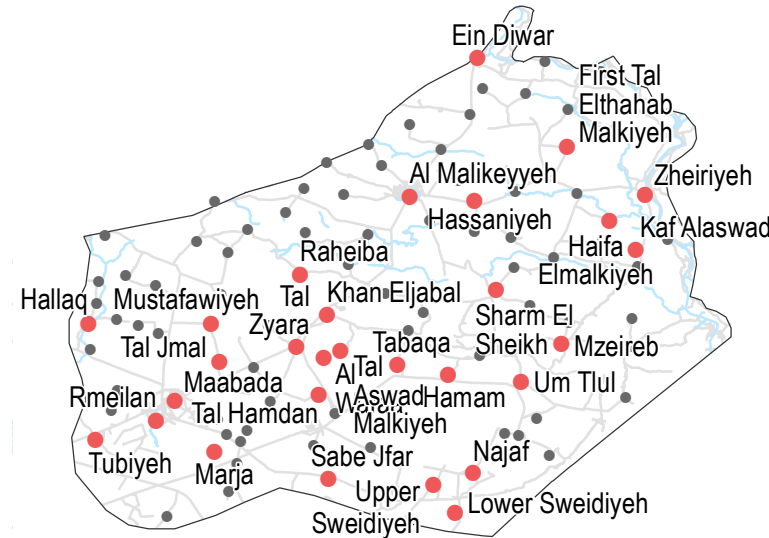
### Mustafawiyyeh

- Network
- Disposed at designated site

### Mzeireb

- Water trucking
- Private paid collection

29/98 communities assessed (10 communities are shown on the previous two factsheets, 14 communities are shown on the next three factsheets): Lower Sweidiyeh, Maabada, Marja, Mustafawiyyeh, Mzeireb



## Education

- Status of primary schools in village**
- Functioning
  - Not functioning
  - Not available
  - No information
- Barriers to accessing education services**
- Most children accessed education

### Marja

Most children accessed education

### Mustafawiyyeh

Most children accessed education

### Mzeireb

Most children accessed education

### Lower Sweidiyeh

Lack of teaching staff  
Parents do not approve of curriculum  
Curriculum not available in appropriate language

### Maabada

Most children accessed education

## Health

### Most common health problems

### Most common barriers to accessing healthcare

### Lower Sweidiyeh

Chronic diseases  
Pregnancy related diseases  
Severe diseases affecting those aged less than 5

No facilities in the area  
Security concerns around entering facilities  
Services are too expensive

### Maabada

Disabilities  
Chronic diseases

Family not permitting travel  
Disability/Injuries/Illness

### Marja

Disabilities

No facilities in the area  
High cost of transportation  
Family not permitting travel

### Mustafawiyyeh

Chronic diseases  
Severe diseases affecting those aged less than 5  
Symptoms of psychological trauma

No facilities in the area  
High cost of transportation

### Mzeireb

Disabilities  
Chronic diseases  
Severe diseases affecting those aged less than 5

No difficulties reported

## Food Security

### Lower Sweidiyeh

- Bread: 105 SYP
- Rice: 300 SYP
- Lentils: 400 SYP
- Sugar: 425 SYP
- Cooking oil: 650 SYP
- Shops
- Flour too expensive
- 21 or more

### Maabada

- Bread: 150 SYP
- Rice: 275 SYP
- Lentils: 250 SYP
- Sugar: 370 SYP
- Cooking oil: 500 SYP
- Public bakeries
- No difficulties reported
- 0

### Marja

- Bread: 65 SYP
- Rice: 575 SYP
- Lentils: 600 SYP
- Sugar: 375 SYP
- Cooking oil: 550 SYP
- Shops
- High price of yeast
- Flour not always available
- Private bakeries unavailable

### Mustafawiyyeh

- Bread: no info
- Rice: 600 SYP
- Lentils: no info
- Sugar: 550 SYP
- Cooking oil: 560 SYP
- Shops
- Yeast not always available
- Flour not always available
- Wheat not always available
- Private bakeries unavailable

### Mzeireb

- Bread: no info
- Rice: 600 SYP
- Lentils: 365 SYP
- Sugar: 375 SYP
- Cooking oil: 750 SYP
- Private bakeries
- No difficulties reported
- 1 to 10

### Main challenges to obtaining food

- No challenges
- Some foods unavailable
- Local production decreased
- Lack of access to markets
- Some foods expensive
- Lack of resources to buy food
- Lack of access to fuel
- Cooking fuel unavailable
- No information

Bread (public): 1 pack  
Rice: 1kg  
Lentils: 1kg  
Sugar: 1kg  
Cooking oil: 1 litre

Access to bread  
Most common source of bread

Most common barriers to accessing bread

Number of days, per month, where bread from private bakeries was unavailable

# Al Malikeyyeh 4/6, Al Hasakeh Governorate

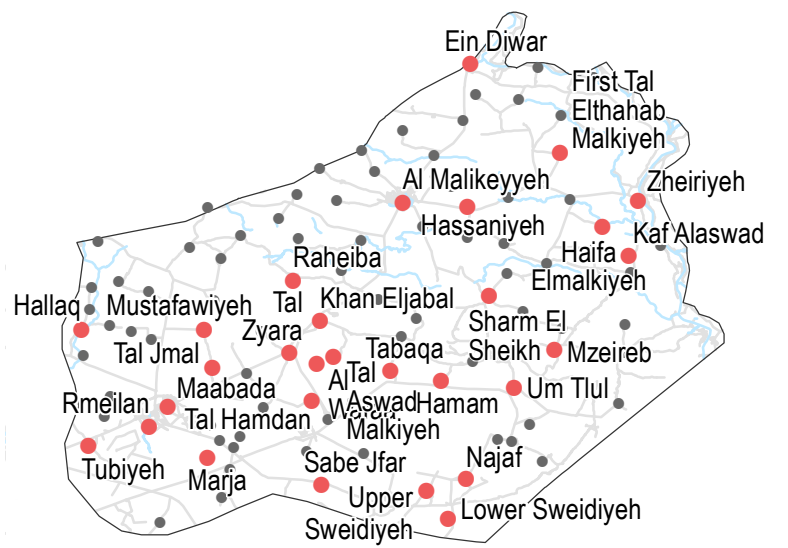
# August 2017

## Displacement

- % of pre-conflict population remaining
- % of population that are female
- % of female-headed households
- IDPs living in village
- New IDP arrivals
- Returnees

Sub-district	% of pre-conflict population remaining	% of population that are female	% of female-headed households	IDPs living in village	New IDP arrivals	Returnees
<b>Najaf</b>	51-75%	26-50%	1-25%	Yes	No info	No
<b>Raheiba</b>	26-50%	26-50%	1-25%	Yes	No info	No
<b>Rmeilan</b>	76-100%	26-50%	1-25%	Yes	No info	No
<b>Sabe Jfar</b>	76-100%	1-25%	1-25%	Yes	No info	No
<b>Sharm El Sheikh</b>	51-75%	26-50%	1-25%	Yes	No info	No

• 29/98 communities assessed (15 communities are shown on the previous three factsheets, 9 communities are shown on the next two factsheets): Najaf, Raheiba, Rmeilan, Sabe Jfar, Sharm El Sheikh



## NFIs

Sub-district	NA	6000 SYP	NA	0 SYP	6000 SYP	70 SYP	1000 SYP	10000 SYP	NA
<b>Najaf</b>	B 2300 SYP	C NA	D 35 SYP	F NA	B 2200 SYP	C NA	D 70 SYP	F 10000 SYP	NA
<b>Raheiba</b>	B 1800 SYP	C NA	D 35 SYP	F NA	B NA	C NA	D NA	F 50000 SYP	NA
<b>Rmeilan</b>	B 2500 SYP	C 650 SYP	D 45 SYP	F NA	B NA	C NA	D NA	F NA	NA
<b>Sharm El Sheikh</b>	B NA	C NA	D NA	F NA	B NA	C NA	D NA	F NA	NA

Most common electricity source

- Main network
- Generator
- No source
- Solar alternative
- No information

Fuel Prices (SYP)\*

- B** Butane (cannister)
- C** Coal (1kg)
- D** Diesel (1 litre)
- F** Firewood (tonne)

NFI Prices (SYP)\*

- Cement (50kg)
- Floor mat (3\*4m)
- Plastic tarpaulin (1m<sup>2</sup>)
- Tent (5 persons)

NA: not available for purchase

## Shelter

Most common shelter

- Independent apartment or house
- Shared apartment or house
- Unfinished apartment or house
- Tent
- Private space not for shelter
- Cave/natural shelter
- Collective public space not for shelter
- No IDPs
- No information

Min - Max: rent paid per room (where known)

Sub-district	NDPs	IDPs
<b>Najaf</b>		
<b>Raheiba</b>		
<b>Rmeilan</b>		
<b>Sabe Jfar</b>		
<b>Sharm El Sheikh</b>		

## Livelihoods

Sub-district	Most common source of income	Most common strategies used to cope with lack of income / resources
<b>Najaf</b>	Farm owning Business/trade Savings	Skipping meals Reducing meal size
<b>Raheiba</b>	Farm owning Remittances	Borrowing from family/friends Reducing meal size
<b>Rmeilan</b>	Stable employment Allowances Support from family/friends	Borrowing from family/friends Skipping meals Reducing meal size
<b>Sabe Jfar</b>	Stable employment Farm owning Business/trade	Skipping meals Reducing meal size
<b>Sharm El Sheikh</b>	Daily employment Farm owning Remittances	Borrowing from family/friends

**Najaf**  
 No lack of fuel

**Raheiba**  
 Burning furniture in use  
Burning productive assets  
Burning waste

**Rmeilan**  
 No lack of fuel

**Sabe Jfar**  
 No lack of fuel

**Sharm El Sheikh**  
 No lack of fuel

Most common strategies used to cope with a lack of fuel

# Al Malikeyyeh 4/6, Al Hasakeh Governorate

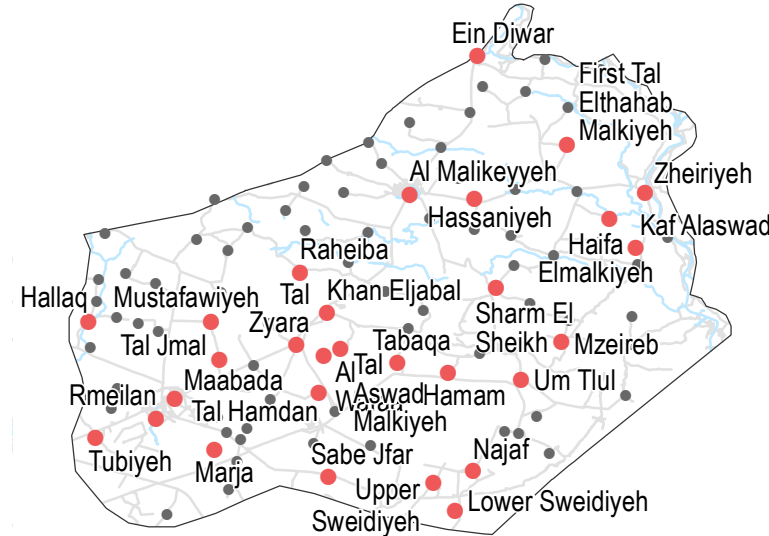
# August 2017

## WASH

- Most common water source**
- Water is safe to drink
  - Water tastes/smells bad
  - People sick after drinking
  - No information
- Status of water source**
- Sufficient
  - Insufficient
  - No information
- Sufficiency of available water to meet household needs**
- Sufficient
  - Insufficient
  - No information
- Most common method of garbage disposal**
- Disposed at designated site

- Najaf**
- Closed well
  - Private paid collection
- Raheiba**
- Network
  - Disposed at designated site
- Rmeilan**
- Network
  - Private paid collection
- Sabe Jfar**
- Network
  - Disposed at designated site
- Sharm El Sheikh**
- Closed well
  - Public free collection

• 29/98 communities assessed (15 communities are shown on the previous three factsheets, 9 communities are shown on the next two factsheets): Najaf, Raheiba, Rmeilan, Sabe Jfar, Sharm El Sheikh



## Education

- Status of primary schools in village**
- Functioning
  - Not functioning
  - Not available
  - No information
- Barriers to accessing education services**
- No information
- Najaf**
- Most children accessed education

- Rmeilan**
- Most children accessed education
- Sabe Jfar**
- Most children accessed education
- Sharm El Sheikh**
- Lack of teaching staff

- Raheiba**
- Parents do not approve of curriculum
  - Curriculum not available in appropriate language

## Health

	Most common health problems	Most common barriers to accessing healthcare
<b>Najaf</b>	Diarrhoea Maternal health issues Acute respiratory infections	No facilities in the area High cost of transportation Lack of transportation
<b>Raheiba</b>	Chronic diseases Acute respiratory infections Symptoms of psychological trauma	No facilities in the area High cost of transportation Lack of transportation
<b>Rmeilan</b>	Disabilities Chronic diseases Maternal health issues	No difficulties reported
<b>Sabe Jfar</b>	Diarrhoea Maternal health issues Polio	No facilities in the area High cost of transportation Services are too expensive
<b>Sharm El Sheikh</b>	Skin diseases Chronic diseases Symptoms of psychological trauma	No facilities in the area High cost of transportation Lack of transportation

## Food Security

- Najaf**
- Bread: 75 SYP
  - Rice: 550 SYP
  - Lentils: 350 SYP
  - Sugar: 650 SYP
  - Cooking oil: 700 SYP
- Shops
  - No difficulties reported
  - Private bakeries unavailable
- Raheiba**
- Bread: 50 SYP
  - Rice: 700 SYP
  - Lentils: 500 SYP
  - Sugar: 500 SYP
  - Cooking oil: 650 SYP
- Shops
  - No difficulties reported
  - Private bakeries unavailable
- Rmeilan**
- Bread: 110 SYP
  - Rice: 650 SYP
  - Lentils: 500 SYP
  - Sugar: 650 SYP
  - Cooking oil: 750 SYP
- Public bakeries
  - No difficulties reported
  - 0
- Sabe Jfar**
- Bread: no info
  - Rice: 500 SYP
  - Lentils: 700 SYP
  - Sugar: 500 SYP
  - Cooking oil: 700 SYP
- Shops
  - No difficulties reported
  - Private bakeries unavailable
- Sharm El Sheikh**
- Bread: no info
  - Rice: 400 SYP
  - Lentils: 450 SYP
  - Sugar: 400 SYP
  - Cooking oil: no info
- Shops
  - High price of flour
  - Flour not always available
  - High price of yeast
  - Private bakeries unavailable
- Main challenges to obtaining food**
- No challenges
  - Some foods unavailable
  - Local production decreased
  - Some foods expensive
  - Lack of resources to buy food
  - Lack of access to fuel
  - Cooking fuel unavailable
  - No information
- Access to bread**
- Bread (public): 1 pack
  - Rice: 1kg
  - Lentils: 1kg
  - Sugar: 1kg
  - Cooking oil: 1 litre
  - Most common source of bread
  - Most common barriers to accessing bread
  - Number of days, per month, where bread from private bakeries was unavailable



# Al Malikeyyeh 5/6, Al Hasakeh Governorate

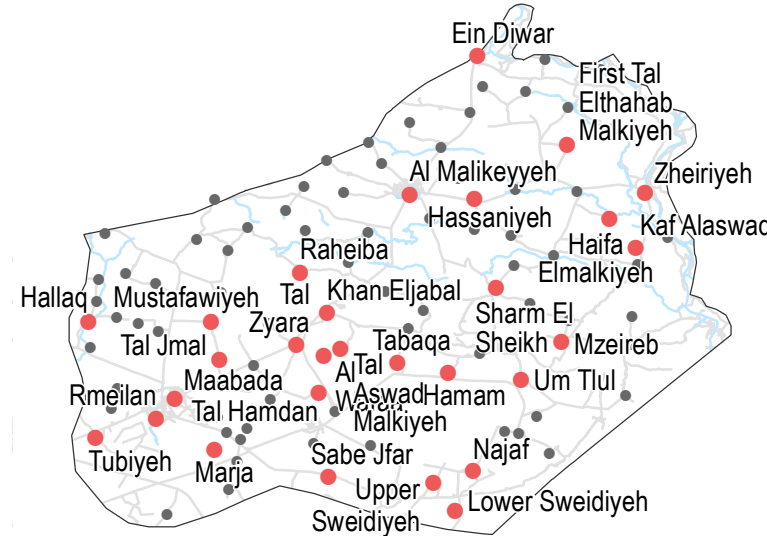
# August 2017

## WASH

- Most common water source**
- Water is safe to drink
  - Water tastes/smells bad
  - People sick after drinking
  - No information
- Sufficiency of available water to meet household needs**
- Sufficient
  - Insufficient
  - No information
- Most common method of garbage disposal**
- Disposed at designated site

- Tabaqa**
- Network
  - Public free collection
- Tal Aswad Malkiyeh**
- Network
  - Left in street / public area
- Tal Hamdan**
- Network
  - Left in street / public area
- Tal Jmal**
- Network
  - Public free collection
- Tal Zyara**
- Closed well
  - Disposed at designated site

- 29/98 communities assessed (20 communities are shown on the previous 4 factsheets, 4 communities are shown on the next factsheet): Tabaqa, Tal Aswad Malkiyeh, Tal Hamdan, Tal Jmal, Tal Zyara



## Education

- Status of primary schools in village**
- Functioning
  - Not functioning
  - Not available
  - No information
- Barriers to accessing education services**
- Most children accessed education
- Tabaqa**
- Most children accessed education
- Tal Aswad Malkiyeh**
- Most children accessed education

- Tal Hamdan**
- Most children accessed education
- Tal Jmal**
- Most children accessed education
- Tal Zyara**
- Most children accessed education

## Health

	Most common health problems	Most common barriers to accessing healthcare
<b>Tabaqa</b>	Chronic diseases Injuries Symptoms of psychological trauma	No facilities in the area High cost of transportation
<b>Tal Aswad Malkiyeh</b>	Disabilities Chronic diseases Pregnancy related diseases	No facilities in the area
<b>Tal Hamdan</b>	Disabilities Chronic diseases Acute respiratory infections	No facilities in the area High cost of transportation Services are too expensive
<b>Tal Jmal</b>	Chronic diseases Symptoms of psychological trauma	No facilities in the area High cost of transportation
<b>Tal Zyara</b>	Diarrhoea Chronic diseases Fever	No facilities in the area High cost of transportation Family not permitting travel

## Food Security

- Tabaqa**
- Bread: 125 SYP
  - Rice: no info
  - Lentils: no info
  - Sugar: no info
  - Cooking oil: no info
  - Public bakeries
  - Yeast not always available
  - Flour not always available
  - High price of wheat
  - 1 to 10
- Tal Aswad Malkiyeh**
- Bread: no info
  - Rice: 300 SYP
  - Lentils: 250 SYP
  - Sugar: 300 SYP
  - Cooking oil: 600 SYP
  - Shops
  - High price of flour
  - Flour not always available
  - High price of wheat
  - Private bakeries unavailable
- Tal Hamdan**
- Bread: no info
  - Rice: 400 SYP
  - Lentils: 600 SYP
  - Sugar: 550 SYP
  - Cooking oil: 700 SYP
  - Shops
  - No difficulties reported
  - Private bakeries unavailable
- Tal Jmal**
- Bread: no info
  - Rice: 500 SYP
  - Lentils: 400 SYP
  - Sugar: 350 SYP
  - Cooking oil: 500 SYP
  - Shops
  - Yeast not always available
  - Flour not always available
  - High price of wheat
  - 11 to 20
- Tal Zyara**
- Bread: no info
  - Rice: 700 SYP
  - Lentils: no info
  - Sugar: 600 SYP
  - Cooking oil: 650 SYP
  - Homemade
  - Flour too expensive
  - Private bakeries unavailable
- Main challenges to obtaining food**
- No challenges
  - Some foods unavailable
  - Local production decreased
  - Lack of access to markets
  - Some foods expensive
  - Lack of resources to buy food
  - Lack of access to fuel
  - Cooking fuel unavailable
  - No information
- Access to bread**
- Bread (public): 1 pack
  - Rice: 1kg
  - Lentils: 1kg
  - Sugar: 1kg
  - Cooking oil: 1 litre
  - Most common source of bread
  - Most common barriers to accessing bread
  - Number of days, per month, where bread from private bakeries was unavailable

# Al Malikeyyeh 6/6, Al Hasakeh Governorate

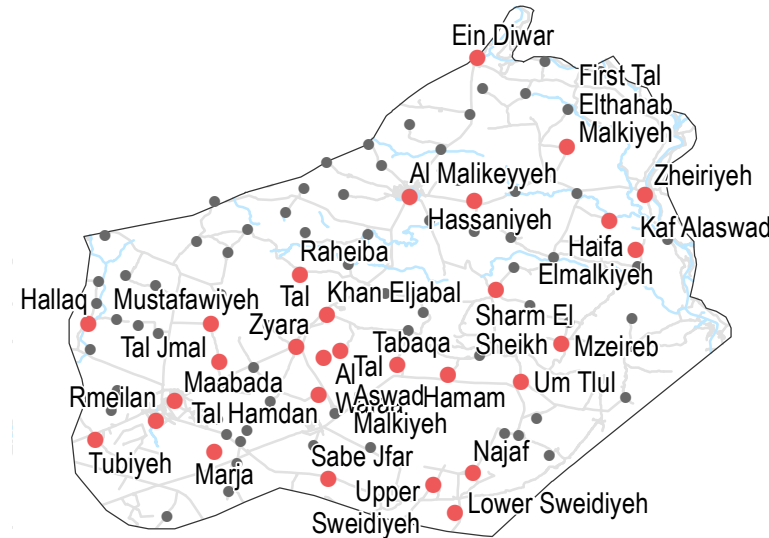
# August 2017

## Displacement

- % of pre-conflict population remaining
- % of population that are female
- % of female-headed households
- IDPs living in village
- New IDP arrivals
- Returnees

Sub-district	% of pre-conflict population remaining	% of population that are female	% of female-headed households	IDPs living in village	New IDP arrivals	Returnees
<b>Tubiyeh</b>	51-75%	51-75%	26-50%	Yes	No info	No
<b>Um Tlul</b>	76-100%	51-75%	26-50%	Yes	No info	No
<b>Upper Sweidiyeh</b>	76-100%	51-75%	1-25%	Yes	No info	No
<b>Zheiriyeh</b>	76-100%	26-50%	1-25%	Yes	No info	No

• 29/98 communities assessed (25 communities are shown on the previous five factsheets): Tubiyeh, Um Tlul, Upper Sweidiyeh, Zheiriyeh



## NFIs

Sub-district	Butane (cannister)	Coal (1kg)	Diesel (1 litre)	Firewood (tonne)
<b>Tubiyeh</b>	B 2250 SYP	C NA	D NA	F NA
<b>Zheiriyeh</b>	B NA	C NA	D NA	F NA

Sub-district	Butane (cannister)	Coal (1kg)	Diesel (1 litre)	Firewood (tonne)
<b>Um Tlul</b>	B 2700 SYP	C NA	D 150 SYP	F NA

Sub-district	Butane (cannister)	Coal (1kg)	Diesel (1 litre)	Firewood (tonne)
<b>Upper Sweidiyeh</b>	B 2800 SYP	C NA	D 60 SYP	F NA

- Most common electricity source
- Main network
  - Generator
  - No source
  - Solar alternative
  - No information

- Fuel Prices (SYP)\*
- B** Butane (cannister)
  - C** Coal (1kg)
  - D** Diesel (1 litre)
  - F** Firewood (tonne)

- NFI Prices (SYP)\*
- Cement (50kg)
  - Floor mat (3\*4m)
  - Plastic tarpaulin (1m<sup>2</sup>)
  - Tent (5 persons)
- NA: not available for purchase

## Shelter

- Most common shelter
- Independent apartment or house
  - Shared apartment or house
  - Unfinished apartment or house
  - Tent
  - Private space not for shelter
  - Cave/natural shelter
  - Collective public space not for shelter
  - No IDPs
  - No information
- Min - Max: rent paid per room (where known)

Sub-district	NDPs	IDPs
<b>Tubiyeh</b>		
<b>Zheiriyeh</b>		
<b>Um Tlul</b>		
<b>Upper Sweidiyeh</b>		

## Livelihoods

- Most common source of income
- Most common strategies used to cope with lack of income / resources

Sub-district	Most common source of income	Most common strategies used to cope with lack of income / resources
<b>Tubiyeh</b>	Farm owning Business/trade	Borrowing from family/friends
<b>Um Tlul</b>	Stable employment Farm owning Business/trade	Borrowing from family/friends Skipping meals
<b>Upper Sweidiyeh</b>	Stable employment High risk/illegal work	Borrowing from family/friends Reducing meal size
<b>Zheiriyeh</b>	Stable employment Remittances	Borrowing from family/friends Skipping meals Reducing meal size

**Tubiyeh**  
Burning furniture in use  
Burning clothes

**Um Tlul**  
No lack of fuel

**Upper Sweidiyeh**  
No lack of fuel

Most common strategies used to cope with a lack of fuel

**Zheiriyeh**  
No lack of fuel

# Al Malikeyyeh 6/6, Al Hasakeh Governorate

# August 2017

## WASH

- Most common water source**
- Status of water source**
- Water is safe to drink
  - Water tastes/smells bad
  - People sick after drinking
  - No information
- Sufficiency of available water to meet household needs**
- Sufficient
  - Insufficient
  - No information
- Most common method of garbage disposal**

### Tubiyeh

- Network
- Private paid collection

### Um Tlul

- Closed well
- Left in street / public area

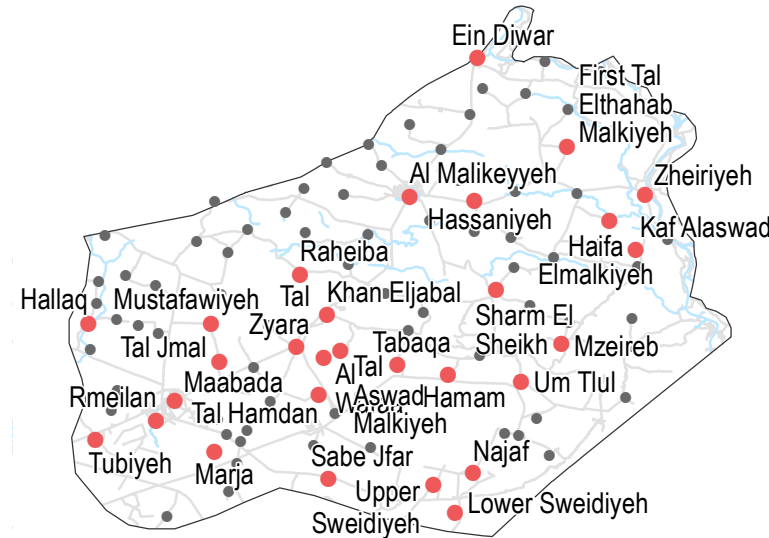
### Upper Sweidiyeh

- Closed well
- Public free collection

### Zheiriyeh

- Network
- Private paid collection

• 29/98 communities assessed (25 communities are shown on the previous five factsheets): Tubiyeh, Um Tlul, Upper Sweidiyeh, Zheiriyeh



## Education

- Status of primary schools in village**
- Functioning
  - Not functioning
  - Not available
  - No information
- Barriers to accessing education services**

### Upper Sweidiyeh

- Lack of teaching staff
- Parents do not approve of curriculum
- Curriculum not available in appropriate language

### Zheiriyeh

- Parents do not approve of curriculum
- Curriculum not available in appropriate language

### Tubiyeh

Most children accessed education

### Um Tlul

Most children accessed education

## Health

### Most common health problems

- Diarrhoea
- Chronic diseases
- Polio

### Most common barriers to accessing healthcare

- No facilities in the area
- High cost of transportation
- Lack of transportation

### Tubiyeh

- Diarrhoea
- Pregnancy related diseases
- Severe diseases affecting those aged less than 5

- No facilities in the area
- High cost of transportation
- Services are too expensive

### Um Tlul

- Diarrhoea
- Skin diseases
- Acute respiratory infections

- No difficulties reported

### Upper Sweidiyeh

### Zheiriyeh

- Diarrhoea
- Pregnancy related diseases
- Severe diseases affecting those aged less than 5

- High cost of transportation
- Services are too expensive

## Food Security

### Tubiyeh

- Bread: 60 SYP
  - Rice: 600 SYP
  - Lentils: 500 SYP
  - Sugar: 270 SYP
  - Cooking oil: 500 SYP
- Shops
  - High price of flour
  - Flour not always available
  - Yeast not always available
  - Private bakeries unavailable

### Um Tlul

- Bread: no info
  - Rice: 700 SYP
  - Lentils: 300 SYP
  - Sugar: 550 SYP
  - Cooking oil: 800 SYP
- Shops
  - No difficulties reported
  - Private bakeries unavailable

### Upper Sweidiyeh

- Bread: 200 SYP
  - Rice: 500 SYP
  - Lentils: 600 SYP
  - Sugar: 500 SYP
  - Cooking oil: 575 SYP
- Shops
  - No difficulties reported
  - Private bakeries unavailable

### Zheiriyeh

- Bread: no info
  - Rice: 800 SYP
  - Lentils: 350 SYP
  - Sugar: 550 SYP
  - Cooking oil: 600 SYP
- Shops
  - No difficulties reported
  - Private bakeries unavailable

### Main challenges to obtaining food

- No challenges
- Some foods unavailable
- Local production decreased
- Lack of access to markets
- Some foods expensive
- Lack of resources to buy food
- Lack of access to fuel
- Cooking fuel unavailable
- No information

- Bread (public): 1 pack
- Rice: 1kg
- Lentils: 1kg
- Sugar: 1kg
- Cooking oil: 1 litre

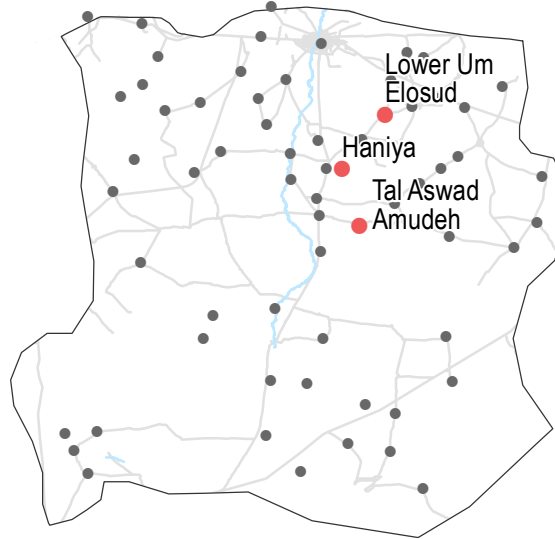
### Access to bread

- Most common source of bread
- Most common barriers to accessing bread
- Number of days, per month, where bread from private bakeries was unavailable

**Displacement**

% of pre-conflict population remaining	51-75%	1-25%	1-25%
% of population that are female	Yes	No info	No
% of female-headed households	76-100%	1-25%	None
IDPs living in village	Yes	No info	No
New IDP arrivals	Yes	No info	No
Returnees	26-50%	1-25%	1-25%
	Yes	No info	No

• 3/60 communities assessed : Haniya, Lower Um Elosud, Tal Aswad Amudeh



**NFIs**

**Haniya**

**B** NA NA  
**C** NA NA  
**D** NA NA  
**F** NA NA

**Lower Um Elosud**

**B** NA NA  
**C** NA NA  
**D** NA NA  
**F** NA NA

**Tal Aswad Amudeh**

**B** NA NA  
**C** NA NA  
**D** NA NA  
**F** NA NA

Most common electricity source

- Main network
- Generator
- No source
- Solar alternative
- No information

Fuel Prices (SYP)\*

- B** Butane (cannister)
- C** Coal (1kg)
- D** Diesel (1 litre)
- F** Firewood (tonne)

NFI Prices (SYP)\*

- Cement (50kg)
- Floor mat (3\*4m)
- Plastic tarpaulin (1m<sup>2</sup>)
- Tent (5 persons)

NA: not available for purchase

Most common strategies used to cope with a lack of fuel

**Shelter**

<p>Most common shelter</p> <ul style="list-style-type: none"> <li> Independent apartment or house</li> <li> Shared apartment or house</li> <li> Unfinished apartment or house</li> <li> Tent</li> <li> Private space not for shelter</li> <li> Cave/natural shelter</li> <li> Collective public space not for shelter</li> <li> No IDPs</li> <li> No information</li> <li>Min - Max: rent paid per room (where known)</li> </ul>	<b>Haniya</b>
	NDPs  IDPs
	No info
	<b>Lower Um Elosud</b>
	NDPs  IDPs
	No info
	<b>Tal Aswad Amudeh</b>
	NDPs  IDPs
	3000 - 5000 SYP

**Livelihoods**

Most common source of income	Most common strategies used to cope with lack of income / resources
<b>Haniya</b>	Daily employment Farm owning
<b>Lower Um Elosud</b>	Daily employment Farm owning Business/trade
<b>Tal Aswad Amudeh</b>	Farm owning Business/trade Remittances
	Borrowing from family/friends
	Borrowing from family/friends
	Skipping meals Reducing meal size

**Haniya**

Burning furniture in use  
Burning plastics

**Lower Um Elosud**

No lack of fuel

**Tal Aswad Amudeh**

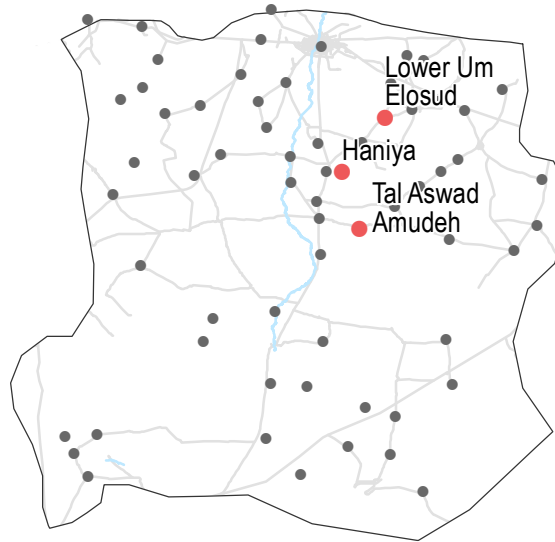
No lack of fuel

**WASH**

Most common water source  
 Status of water source  
 Water is safe to drink  
 Water tastes/smells bad  
 People sick after drinking  
 No information  
 Sufficiency of available water to meet household needs  
 Sufficient  
 Insufficient  
 No information  
 Most common method of garbage disposal

**Haniya**  
 Network  
 Private paid collection  
**Lower Um Elosud**  
 Open well  
 Disposed at designated site  
**Tal Aswad Amudeh**  
 Network  
 Disposed at designated site

• 3/60 communities assessed : Haniya, Lower Um Elosud, Tal Aswad Amudeh



**Education**

Status of primary schools in village  
 Functioning  
 Not functioning  
 Not available  
 No information  
 Barriers to accessing education services

**Tal Aswad Amudeh**  
 Lack of teaching staff  
 Services are too far  
 Unsafe route to services

**Haniya**  
 Most children accessed education

**Lower Um Elosud**  
 Most children accessed education

**Health**

Most common health problems  
 Most common barriers to accessing healthcare

<b>Haniya</b>	Acute respiratory infections Severe diseases affecting those aged less than 5	Services are too expensive
<b>Lower Um Elosud</b>	Pregnancy related diseases Acute respiratory infections Fever	No facilities in the area High cost of transportation Family not permitting travel
<b>Tal Aswad Amudeh</b>	Disabilities Pregnancy related diseases Severe diseases affecting those aged less than 5	No facilities in the area Lack of transportation

**Food Security**

**Haniya**  
 Bread: no info  
 Rice: 500 SYP  
 Lentils: 500 SYP  
 Sugar: 400 SYP  
 Cooking oil: 600 SYP  
 Shops  
 High price of wheat  
 Flour not always available  
 Insufficient electricity/fuel  
 Private bakeries unavailable  
**Lower Um Elosud**  
 Bread: no info  
 Rice: no info  
 Lentils: no info  
 Sugar: no info  
 Cooking oil: no info  
 Bread is not available in the village  
 Wheat not always available  
 Flour not always available  
 Insufficient electricity/fuel  
 Private bakeries unavailable  
**Tal Aswad Amudeh**  
 Bread: 80 SYP  
 Rice: 875 SYP  
 Lentils: 525 SYP  
 Sugar: 920 SYP  
 Cooking oil: 950 SYP  
 Shops  
 No difficulties reported  
 1 to 10  
 Main challenges to obtaining food  
 No challenges  
 Some foods unavailable  
 Local production decreased  
 Lack of access to markets  
 Some foods expensive  
 Lack of resources to buy food  
 Lack of access to fuel  
 Cooking fuel unavailable  
 No information  
 Bread (public): 1 pack  
 Rice: 1kg  
 Lentils: 1kg  
 Sugar: 1kg  
 Cooking oil: 1 litre  
 Access to bread  
 Most common source of bread  
 Most common barriers to accessing bread  
 Number of days, per month, where bread from private bakeries was unavailable

# Be'r Al Hulo Al Wardeyyeh, Al Hasakeh Governorate

# August 2017

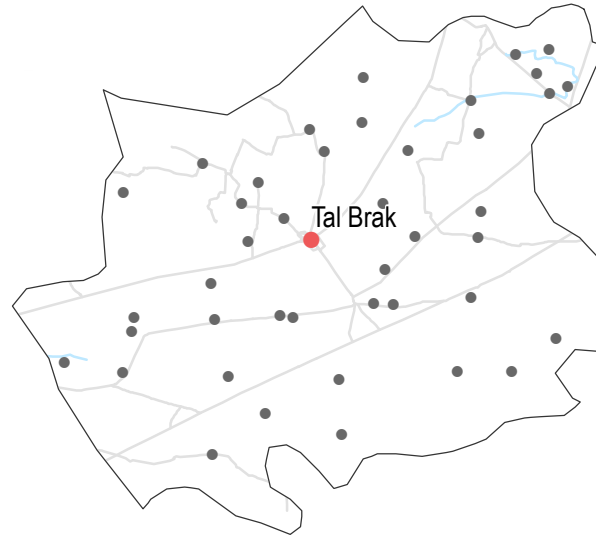
## Displacement

- % of pre-conflict population remaining
- % of population that are female
- % of female-headed households
- IDPs living in village
- New IDP arrivals
- Returnees

### Tal Brak

- 76-100%
- 51-75%
- 1-25%
- Yes
- No info
- No

• 1/40 community assessed : Tal Brak



## NFIs

### Tal Brak

- B** 5500 SYP 3500 SYP
- C** NA 10000 SYP
- D** 107 SYP NA
- F** NA NA

Most common electricity source

- Main network
- Generator
- No source
- Solar alternative
- No information

Fuel Prices (SYP)\*

- B** Butane (cannister)
- C** Coal (1kg)
- D** Diesel (1 litre)
- F** Firewood (tonne)

NFI Prices (SYP)\*

- Cement (50kg)
- Floor mat (3\*4m)
- Plastic tarpaulin (1m<sup>2</sup>)
- Tent (5 persons)

NA: not available for purchase

## Shelter

- Most common shelter
  - Independent apartment or house
  - Shared apartment or house
  - Unfinished apartment or house
  - Tent
  - Private space not for shelter
  - Cave/natural shelter
  - Collective public space not for shelter
  - No IDPs
  - No information
- Min - Max: rent paid per room (where known)

### Tal Brak

- NDPs
- IDPs
- 4000 - 6000 SYP

## Livelihoods

Most common source of income

- Tal Brak
- Stable employment
- Farm owning
- Business/trade

Most common strategies used to cope with lack of income / resources

- Tal Brak
- Skipping meals
- Reducing meal size

Tal Brak

No lack of fuel

Most common strategies used to cope with a lack of fuel

# Be'r Al Hulo Al Wardeyyeh, Al Hasakeh Governorate

# August 2017

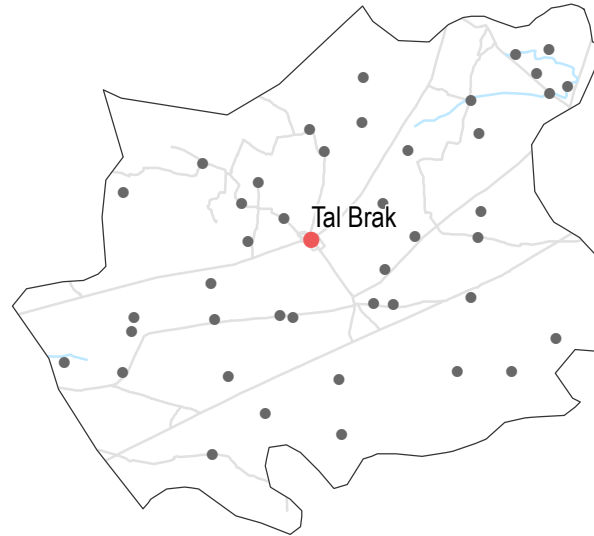
## WASH

- Most common water source
- Status of water source
  - Water is safe to drink
  - Water tastes/smells bad
  - People sick after drinking
  - No information
- Sufficiency of available water to meet household needs
  - Sufficient
  - Insufficient
  - No information
- Most common method of garbage disposal

**Tal Brak**

- Network
- Public free collection

• 1/40 community assessed : Tal Brak



## Food Security

### Tal Brak

- Bread: 80 SYP
- Rice: 600 SYP
- Lentils: 550 SYP
- Sugar: 475 SYP
- Cooking oil: 650 SYP

- Public bakeries
- No difficulties reported
- 0

### Main challenges to obtaining food

- No challenges
- Some foods unavailable
- Local production decreased
- Lack of access to markets
- Some foods expensive
- Lack of resources to buy food
- Lack of access to fuel
- Cooking fuel unavailable
- No information

- Bread (public): 1 pack
- Rice: 1kg
- Lentils: 1kg
- Sugar: 1kg
- Cooking oil: 1 litre

### Access to bread

- Most common source of bread
- Most common barriers to accessing bread
- Number of days, per month, where bread from private bakeries was unavailable

## Education

- Status of primary schools in village
  - Functioning
  - Not functioning
  - Not available
  - No information
- Barriers to accessing education services

**Tal Brak**

Most children accessed education

## Health

- Most common health problems
  - Chronic diseases
  - Pregnancy related diseases
  - Severe diseases affecting those aged less than 5
- Most common barriers to accessing healthcare
  - No difficulties reported

Tal Brak

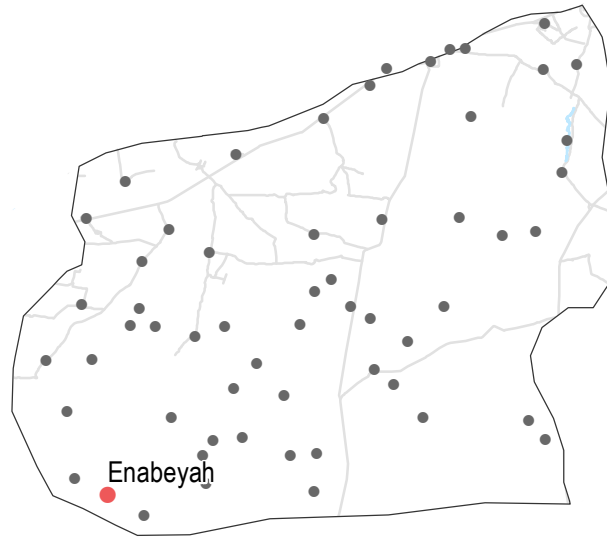
### Displacement

- % of pre-conflict population remaining
- % of population that are female
- % of female-headed households
- IDPs living in village
- New IDP arrivals
- Returnees

#### Enabeyah

- 51-75% 1-25% 1-25%
- Yes No info No

• 1/56 community assessed : Enabeyah



### Shelter

- Independent apartment or house
  - Shared apartment or house
  - Unfinished apartment or house
  - Tent
  - Private space not for shelter
  - Cave/natural shelter
  - Collective public space not for shelter
  - No IDPs
  - No information
- Min - Max: rent paid per room (where known)

#### Enabeyah

- NDPs IDPs
- No info

### Livelihoods

Most common source of income

Enabeyah

- Stable employment
- Farm owning
- Support from family/friends

Most common strategies used to cope with lack of income / resources

Borrowing from family/friends

### NFIs

#### Enabeyah

- B** 2500 SYP NA
- C** NA NA
- D** NA NA
- F** NA NA

Most common electricity source

- Main network
- Generator
- No source
- Solar alternative
- No information

Fuel Prices (SYP)\*

- B** Butane (cannister)
- C** Coal (1kg)
- D** Diesel (1 litre)
- F** Firewood (tonne)

NFI Prices (SYP)\*

- Cement (50kg)
- Floor mat (3\*4m)
- Plastic tarpaulin (1m<sup>2</sup>)
- Tent (5 persons)

NA: not available for purchase

#### Enabeyah

No lack of fuel

Most common strategies used to cope with a lack of fuel

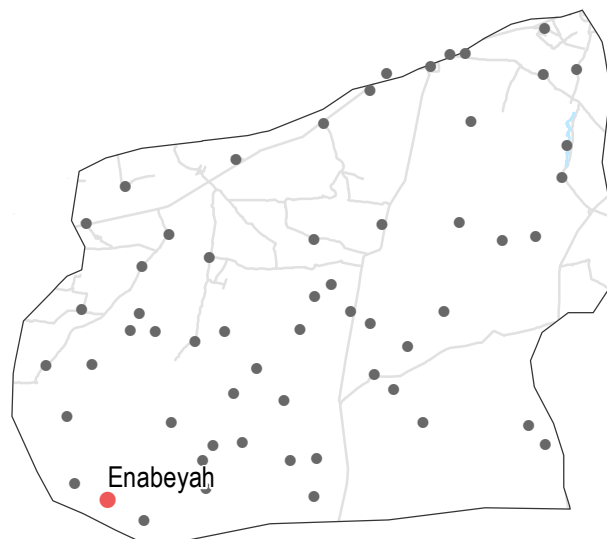
### WASH

- Most common water source
- Status of water source
- Water is safe to drink
  - Water tastes/smells bad
  - People sick after drinking
  - No information
- Sufficiency of available water to meet household needs
- Sufficient
  - Insufficient
  - No information
- Most common method of garbage disposal

**Enabeyah**

- Network
- Public free collection

• 1/56 community assessed : Enabeyah



### Food Security

#### Enabeyah

- Bread: no info
- Rice: 450 SYP
- Lentils: 400 SYP
- Sugar: 400 SYP
- Cooking oil: 900 SYP
- Private bakeries
- Insufficient electricity/fuel
- Yeast not always available
- High price of electricity/fuel
- 1 to 10

#### Main challenges to obtaining food

- No challenges
- Some foods unavailable
- Local production decreased
- Lack of access to markets
- Some foods expensive
- Lack of resources to buy food
- Lack of access to fuel
- Cooking fuel unavailable
- No information
- Bread (public): 1 pack
- Rice: 1kg
- Lentils: 1 kg
- Sugar: 1kg
- Cooking oil: 1 litre

### Education

- Status of primary schools in village
- Functioning
  - Not functioning
  - Not available
  - No information
- Barriers to accessing education services

**Enabeyah**

Most children accessed education

### Health

- Enabeyah**
- Most common health problems
    - Disabilities
    - Chronic diseases
    - Severe diseases affecting those aged less than 5
  - Most common barriers to accessing healthcare
    - No facilities in the area
    - High cost of transportation
    - Services are too expensive

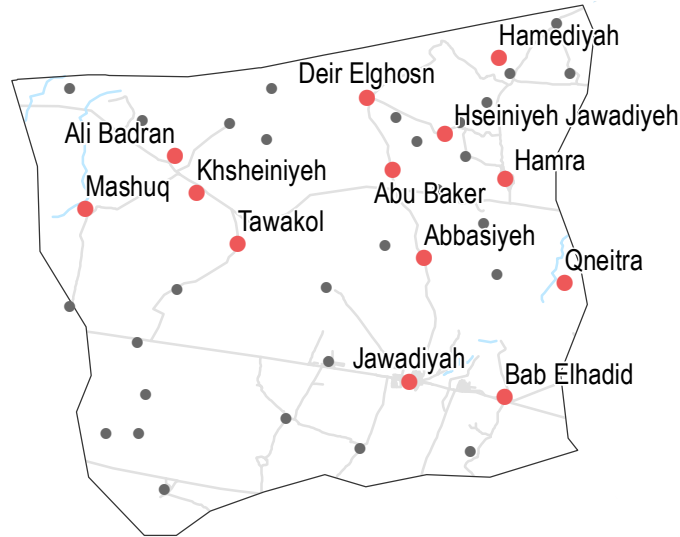
- Access to bread
- Most common source of bread
  - Most common barriers to accessing bread
  - Number of days, per month, where bread from private bakeries was unavailable

### Displacement

- % of pre-conflict population remaining
- % of population that are female
- % of female-headed households
- IDPs living in village
- New IDP arrivals
- Returnees

Community	% of pre-conflict population remaining	% of population that are female	% of female-headed households	IDPs living in village	New IDP arrivals	Returnees
<b>Abbasiyeh</b>	51-75%	26-50%	1-25%	Yes	No info	Yes
<b>Abu Baker</b>	76-100%	51-75%	1-25%	Yes	No info	No
<b>Ali Badran</b>	26-50%	26-50%	1-25%	Yes	No info	No
<b>Bab Elhadid</b>	51-75%	26-50%	1-25%	Yes	No info	No
<b>Deir Elghosn</b>	51-75%	51-75%	1-25%	Yes	No info	No

• 13/38 communities assessed (8 communities are shown on the next two factsheets): Abbasiyeh, Abu Baker, Ali Badran, Bab Elhadid, Deir Elghosn



### NFIs

Community	Butane (cannister)	Coal (1kg)	Diesel (1 litre)	Firewood (tonne)	Cement (50kg)	Floor mat (3*4m)	Plastic tarpaulin (1m²)	Tent (5 persons)
<b>Abbasiyeh</b>	B 2100 SYP	C 900 SYP	D 40 SYP	F NA	3300 SYP	NA	NA	NA
<b>Abu Baker</b>	B NA	C NA	D NA	F NA	NA	NA	NA	NA
<b>Ali Badran</b>	B 2100 SYP	C NA	D 75 SYP	F NA	NA	NA	NA	NA
<b>Bab Elhadid</b>	B 2300 SYP	C NA	D 40 SYP	F NA	NA	NA	NA	NA
<b>Deir Elghosn</b>	B 2500 SYP	C NA	D NA	F NA	NA	NA	NA	NA

- Most common electricity source
- Main network
  - Generator
  - No source
  - Solar alternative
  - No information
- Fuel Prices (SYP)\*
- B** Butane (cannister)
  - C** Coal (1kg)
  - D** Diesel (1 litre)
  - F** Firewood (tonne)
- NFI Prices (SYP)\*
- Cement (50kg)
  - Floor mat (3\*4m)
  - Plastic tarpaulin (1m²)
  - Tent (5 persons)
- NA: not available for purchase

### Shelter

- Most common shelter
- Independent apartment or house
  - Shared apartment or house
  - Unfinished apartment or house
  - Tent
  - Private space not for shelter
  - Cave/natural shelter
  - Collective public space not for shelter
  - No IDPs
  - No information
- Min - Max: rent paid per room (where known)

Community	Independent apartment or house	Shared apartment or house	Unfinished apartment or house	Tent	Private space not for shelter	Cave/natural shelter	Collective public space not for shelter	No IDPs	No information
<b>Abbasiyeh</b>	NDPs	IDPs	No info						
<b>Abu Baker</b>	NDPs	IDPs	No info						
<b>Ali Badran</b>	NDPs	IDPs	No info						
<b>Bab Elhadid</b>	NDPs	IDPs	No info						
<b>Deir Elghosn</b>	NDPs	IDPs	1000 - 2000 SYP						

### Livelihoods

- Most common source of income
- Most common strategies used to cope with lack of income / resources

Community	Most common source of income	Most common strategies used to cope with lack of income / resources
<b>Abbasiyeh</b>	Stable employment Farm owning Remittances	Taking loans/buying on credit Borrowing from family/friends
<b>Abu Baker</b>	Stable employment Business/trade Remittances	Borrowing from family/friends Skipping meals Reducing meal size
<b>Ali Badran</b>	Stable employment Business/trade Remittances	Borrowing from family/friends Skipping meals
<b>Bab Elhadid</b>	Farm owning Business/trade Support from family/friends	Skipping meals Reducing meal size
<b>Deir Elghosn</b>	Stable employment Farm owning Remittances	Borrowing from family/friends

Community	Most common strategies used to cope with a lack of fuel
<b>Abbasiyeh</b>	No lack of fuel
<b>Abu Baker</b>	No lack of fuel
<b>Ali Badran</b>	No lack of fuel
<b>Bab Elhadid</b>	No lack of fuel
<b>Deir Elghosn</b>	No lack of fuel

### WASH

- Most common water source**
- Status of water source**
- Water is safe to drink
  - Water tastes/smells bad
  - People sick after drinking
  - No information
- Sufficiency of available water to meet household needs**
- Sufficient
  - Insufficient
  - No information
- Most common method of garbage disposal**

#### Abbasiyeh

- Closed well
- Private paid collection

#### Abu Baker

- Closed well
- Private paid collection

#### Ali Badran

- Closed well
- Public free collection

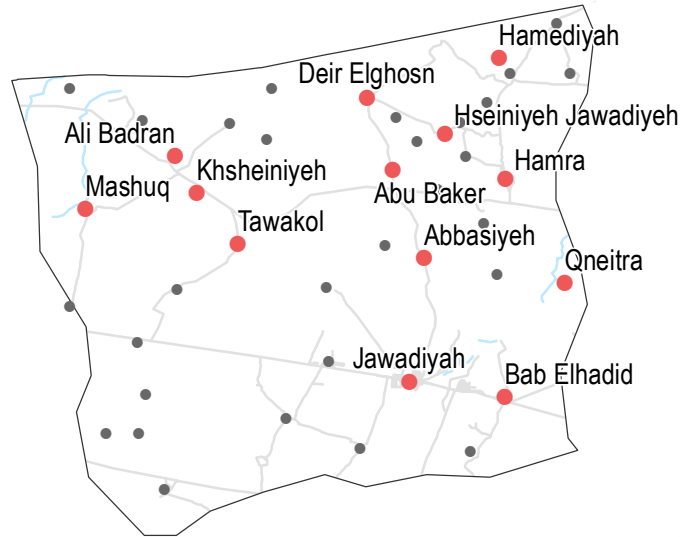
#### Bab Elhadid

- Network
- Private paid collection

#### Deir Elghosn

- Network
- Public free collection

• 13/38 communities assessed (8 communities are shown on the next two factsheets): Abbasiyeh, Abu Baker, Ali Badran, Bab Elhadid, Deir Elghosn



### Education

- Status of primary schools in village**
- Functioning
  - Not functioning
  - Not available
  - No information
- Barriers to accessing education services**
- Abbasiyeh: Most children accessed education
  - Abu Baker: Most children accessed education
  - Deir Elghosn: Most children accessed education

#### Ali Badran

Most children accessed education

#### Bab Elhadid

Most children accessed education

#### Deir Elghosn

Most children accessed education

#### Abu Baker

Most children accessed education

### Health

#### Most common health problems

- Disabilities
- Chronic diseases
- Maternal health issues

#### Most common barriers to accessing healthcare

- No facilities in the area
- High cost of transportation
- Services are too expensive

#### Abbasiyeh

- Diarrhoea
- Chronic diseases
- Pregnancy related diseases

- No facilities in the area
- High cost of transportation
- Lack of transportation

#### Abu Baker

- Disabilities
- Pregnancy related diseases
- Fever

- No facilities in the area
- High cost of transportation
- Services are too expensive

#### Ali Badran

- Diarrhoea
- Acute respiratory infections
- Severe diseases affecting those aged less than 5

- No facilities in the area
- High cost of transportation
- Services are too expensive

#### Bab Elhadid

- Communicable diseases
- Chronic diseases
- Severe diseases affecting those aged less than 5

- High cost of transportation
- Lack of transportation
- Security concerns around entering facilities

#### Deir Elghosn

### Food Security

#### Abbasiyeh

- Bread: 105 SYP
- Rice: 350 SYP
- Lentils: 400 SYP
- Sugar: 375 SYP
- Cooking oil: 600 SYP

#### Shops

- High price of flour
- Flour not always available

1 to 10

#### Abu Baker

- Bread: no info
- Rice: no info
- Lentils: no info
- Sugar: no info
- Cooking oil: no info

#### Shops

- High price of flour
- Flour not always available
- High price of yeast

Private bakeries unavailable

#### Ali Badran

- Bread: 35 SYP
- Rice: 700 SYP
- Lentils: 470 SYP
- Sugar: 550 SYP
- Cooking oil: 500 SYP

#### Shops

No difficulties reported

Private bakeries unavailable

#### Bab Elhadid

- Bread: no info
- Rice: 1000 SYP
- Lentils: 200 SYP
- Sugar: 360 SYP
- Cooking oil: 560 SYP

#### Shops

No difficulties reported

1 to 10

#### Deir Elghosn

- Bread: 50 SYP
- Rice: 800 SYP
- Lentils: 400 SYP
- Sugar: 450 SYP
- Cooking oil: 600 SYP

#### Public bakeries

- High price of flour
- Flour not always available
- Insufficient electricity/fuel

1 to 10

#### Main challenges to obtaining food

- No challenges
- Some foods unavailable
- Local production decreased
- Lack of access to markets
- Some foods expensive
- Lack of resources to buy food
- Lack of access to fuel
- Cooking fuel unavailable
- No information

Bread (public): 1 pack  
 Rice: 1kg  
 Lentils: 1kg  
 Sugar: 1kg  
 Cooking oil: 1 litre

#### Access to bread

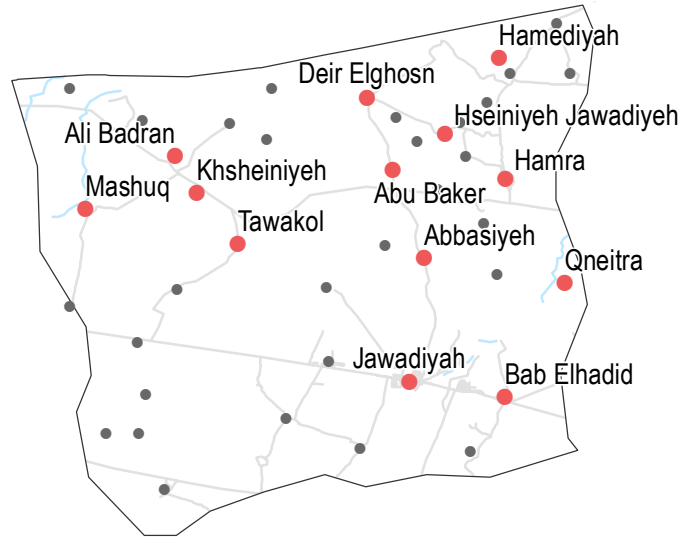
- Most common source of bread
- Most common barriers to accessing bread
- Number of days, per month, where bread from private bakeries was unavailable

### Displacement

- % of pre-conflict population remaining
- % of population that are female
- % of female-headed households
- IDPs living in village
- New IDP arrivals
- Returnees

Community	% of pre-conflict population remaining	% of population that are female	% of female-headed households	IDPs living in village	New IDP arrivals	Returnees
<b>Hamediyah</b>	51-75%	51-75%	1-25%	Yes	No info	No
<b>Hamra</b>	51-75%	51-75%	None	Yes	No info	No
<b>Hseiniyeh Jawadiyeh</b>	51-75%	26-50%	1-25%	Yes	No info	No
<b>Jawadiyah</b>	76-100%	26-50%	1-25%	Yes	No	Yes
<b>Khsheniyyeh</b>	26-50%	None	No info	Yes	No info	No

• 13/38 communities assessed (5 communities are shown on the previous factsheet, 3 communities are shown on the next factsheet): Hamediyah, Hamra, Hseiniyeh Jawadiyeh, Jawadiyah, Khsheniyyeh



### NFIs

Community	Electricity Source	Fuel Prices (SYP)*	NFI Prices (SYP)*
<b>Hamediyah</b>	B NA, C NA, D NA, F NA	B 2200 SYP, C NA, D NA, F NA	B NA, C NA, D NA, F NA
<b>Jawadiyah</b>	B 2500 SYP, C NA, D 70 SYP, F NA	B 2400 SYP, C NA, D 75 SYP, F NA	B NA, C NA, D NA, F NA
<b>Hamra</b>	B NA, C NA, D NA, F NA	B NA, C NA, D NA, F NA	B NA, C NA, D NA, F NA
<b>Hseiniyeh Jawadiyeh</b>	B NA, C NA, D NA, F NA	B NA, C NA, D NA, F NA	B NA, C NA, D NA, F NA
<b>Khsheniyyeh</b>	B NA, C NA, D NA, F NA	B NA, C NA, D NA, F NA	B NA, C NA, D NA, F NA

### Shelter

- Independent apartment or house
- Shared apartment or house
- Unfinished apartment or house
- Tent
- Private space not for shelter
- Cave/natural shelter
- Collective public space not for shelter
- No IDPs
- No information
- Min - Max: rent paid per room (where known)

Community	Most common shelter	Min - Max: rent paid per room (where known)
<b>Hamediyah</b>	Independent apartment or house	No info
<b>Hamra</b>	Independent apartment or house	No info
<b>Hseiniyeh Jawadiyeh</b>	Independent apartment or house	No info
<b>Jawadiyah</b>	Independent apartment or house	3000 - 10000 SYP
<b>Khsheniyyeh</b>	Independent apartment or house	No info

### Livelihoods

- Most common source of income
- Most common strategies used to cope with lack of income / resources

Community	Most common source of income	Most common strategies used to cope with lack of income / resources
<b>Hamediyah</b>	Daily employment Business/trade Allowances	Taking loans/buying on credit Reducing meal size
<b>Hamra</b>	Stable employment Business/trade Remittances	Borrowing from family/friends Skipping meals Reducing meal size
<b>Hseiniyeh Jawadiyeh</b>	Daily employment Farm owning Business/trade	Selling household assets Skipping meals Reducing meal size
<b>Jawadiyah</b>	Stable employment Business/trade Remittances	Borrowing from family/friends
<b>Khsheniyyeh</b>	Stable employment Sale of household assets Farm owning	Borrowing from family/friends Selling household assets Reducing meal size

Community	Most common electricity source	Fuel Prices (SYP)*	NFI Prices (SYP)*	Most common strategies used to cope with a lack of fuel
<b>Hamediyah</b>	B NA, C NA, D NA, F NA	B 2200 SYP, C NA, D NA, F NA	B NA, C NA, D NA, F NA	No lack of fuel
<b>Jawadiyah</b>	B 2500 SYP, C NA, D 70 SYP, F NA	B 2400 SYP, C NA, D 75 SYP, F NA	B NA, C NA, D NA, F NA	No lack of fuel
<b>Hamra</b>	B NA, C NA, D NA, F NA	B NA, C NA, D NA, F NA	B NA, C NA, D NA, F NA	No lack of fuel
<b>Hseiniyeh Jawadiyeh</b>	B NA, C NA, D NA, F NA	B NA, C NA, D NA, F NA	B NA, C NA, D NA, F NA	Burning productive assets
<b>Khsheniyyeh</b>	B NA, C NA, D NA, F NA	B NA, C NA, D NA, F NA	B NA, C NA, D NA, F NA	No lack of fuel

### WASH

- Most common water source**
- Water is safe to drink
  - Water tastes/smells bad
  - People sick after drinking
  - No information
- Sufficiency of available water to meet household needs**
- Sufficient
  - Insufficient
  - No information
- Most common method of garbage disposal**

#### Hamediyah

- Network
- Disposed at designated site

#### Hamra

- Network
- Public free collection

#### Hseiniyeh Jawadiyeh

- Closed well
- Private paid collection

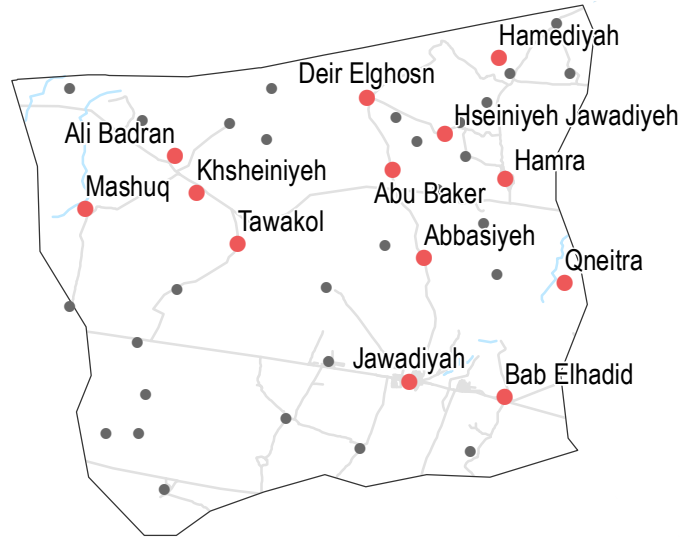
#### Jawadiyah

- Network
- Public free collection

#### Khsheiniyeh

- Closed well
- Private paid collection

• 13/38 communities assessed (5 communities are shown on the previous factsheet, 3 communities are shown on the next factsheet): Hamediyah, Hamra, Hseiniyeh Jawadiyeh, Jawadiyah, Khsheiniyeh



### Education

- Status of primary schools in village**
- Functioning
  - Not functioning
  - Not available
  - No information
- Barriers to accessing education services**

#### Hseiniyeh Jawadiyeh

Most children accessed education

#### Jawadiyah

Most children accessed education

#### Khsheiniyeh

Most children accessed education

#### Hamediyah

Most children accessed education

#### Hamra

Most children accessed education

### Health

**Most common health problems**

**Most common barriers to accessing healthcare**

#### Hamediyah

Severe diseases affecting those aged less than 5  
Symptoms of psychological trauma

No facilities in the area  
High cost of transportation  
Services are too expensive

#### Hamra

Disabilities  
Chronic diseases  
Symptoms of psychological trauma

Security concerns around travel  
High cost of transportation  
Security concerns around entering facilities

#### Hseiniyeh Jawadiyeh

Chronic diseases  
Severe diseases affecting those aged less than 5

No facilities in the area  
Services are too expensive

#### Jawadiyah

Diarrhoea  
Acute respiratory infections

High cost of transportation  
Services are too expensive

#### Khsheiniyeh

Diarrhoea  
Chronic diseases  
Maternal health issues

No facilities in the area  
High cost of transportation  
Services are too expensive

### Food Security

#### Hamediyah

- Bread: no info
- Rice: 550 SYP
- Lentils: 150 SYP
- Sugar: 400 SYP
- Cooking oil: 600 SYP
- Shops
- No difficulties reported
- Private bakeries unavailable

#### Hamra

- Bread: no info
- Rice: 400 SYP
- Lentils: 450 SYP
- Sugar: 350 SYP
- Cooking oil: 600 SYP
- Private bakeries
- No difficulties reported
- 0

#### Hseiniyeh Jawadiyeh

- Bread: no info
- Rice: no info
- Lentils: no info
- Sugar: no info
- Cooking oil: no info
- Shops
- Yeast not always available
- Flour not always available
- Insufficient electricity/fuel
- Private bakeries unavailable

#### Jawadiyah

- Bread: no info
- Rice: 450 SYP
- Lentils: 450 SYP
- Sugar: 400 SYP
- Cooking oil: 550 SYP
- Private bakeries
- No difficulties reported
- 1 to 10

#### Khsheiniyeh

- Bread: no info
- Rice: 600 SYP
- Lentils: 400 SYP
- Sugar: 365 SYP
- Cooking oil: 600 SYP
- Shops
- No difficulties reported
- Private bakeries unavailable

**Main challenges to obtaining food**

- No challenges
- Some foods unavailable
- Local production decreased
- Lack of access to markets
- Some foods expensive
- Lack of resources to buy food
- Lack of access to fuel
- Cooking fuel unavailable
- No information

Bread (public): 1 pack  
Rice: 1kg  
Lentils: 1 kg  
Sugar: 1kg  
Cooking oil: 1 litre

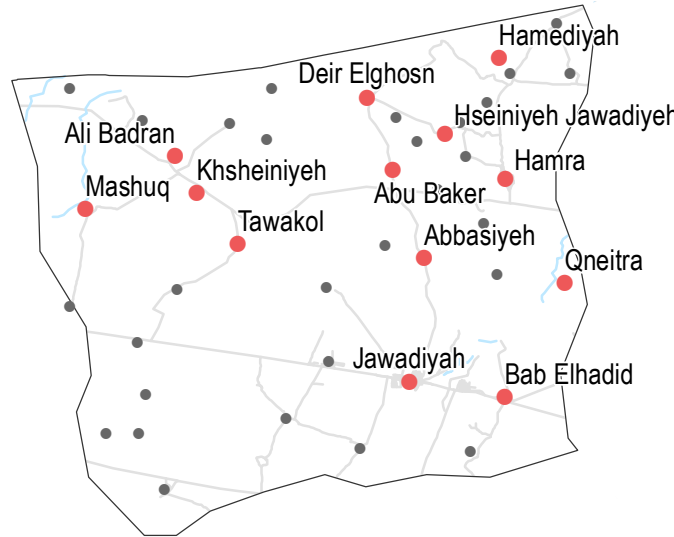
**Access to bread**

- Most common source of bread
- Most common barriers to accessing bread
- Number of days, per month, where bread from private bakeries was unavailable

### Displacement

% of pre-conflict population remaining	<b>Mashuq</b> 51-75%	26-50%	1-25%
% of population that are female	Yes	No info	No
% of female-headed households	<b>Qneitra</b> 51-75%	51-75%	1-25%
IDPs living in village	Yes	No info	No
New IDP arrivals	<b>Tawakol</b> 51-75%	26-50%	1-25%
Returnees	Yes	No info	No

• 13/38 communities assessed (10 communities are shown on the previous two factsheets): Mashuq, Qneitra, Tawakol



### NFIs

#### Mashuq

<b>B</b> 2200 SYP	NA
<b>C</b> NA	NA
<b>D</b> NA	NA
<b>F</b> NA	NA

#### Qneitra

<b>B</b> NA	NA
<b>C</b> NA	NA
<b>D</b> NA	NA
<b>F</b> NA	NA

#### Tawakol

<b>B</b> NA	NA
<b>C</b> NA	NA
<b>D</b> NA	NA
<b>F</b> NA	NA

Most common electricity source

- Main network
- Generator
- No source
- Solar alternative
- No information

Fuel Prices (SYP)\*

- B** Butane (cannister)
- C** Coal (1kg)
- D** Diesel (1 litre)
- F** Firewood (tonne)

NFI Prices (SYP)\*

- Cement (50kg)
- Floor mat (3\*4m)
- Plastic tarpaulin (1m<sup>2</sup>)
- Tent (5 persons)

NA: not available for purchase

### Shelter

Most common shelter

- Independent apartment or house
- Shared apartment or house
- Unfinished apartment or house
- Tent
- Private space not for shelter
- Cave/natural shelter
- Collective public space not for shelter
- No IDPs
- No information

Min - Max: rent paid per room (where known)

<b>Mashuq</b>	NDPs	IDPs
No info		
<b>Qneitra</b>	NDPs	IDPs
No info		
<b>Tawakol</b>	NDPs	IDPs
No info		

### Livelihoods

	Most common source of income	Most common strategies used to cope with lack of income / resources
<b>Mashuq</b>	Stable employment Farm owning Remittances	Borrowing from family/friends Skipping meals Reducing meal size
<b>Qneitra</b>	Stable employment Farm owning Remittances	Selling household assets Reducing meal size
<b>Tawakol</b>	Farm owning Support from family/friends Remittances	Skipping meals Reducing meal size

#### Mashuq

No lack of fuel

#### Qneitra

No lack of fuel

#### Tawakol

No lack of fuel

Most common strategies used to cope with a lack of fuel

### WASH

- Most common water source**
- Status of water source**
- Water is safe to drink
  - Water tastes/smells bad
  - People sick after drinking
  - No information
- Sufficiency of available water to meet household needs**
- Sufficient
  - Insufficient
  - No information
- Most common method of garbage disposal**

#### Mashuq

- Network
- Private paid collection

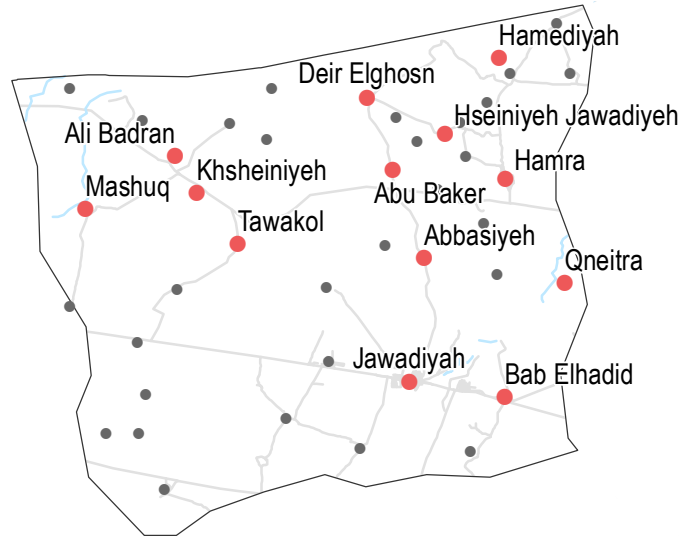
#### Qneitra

- Network
- Public free collection

#### Tawakol

- Network
- Private paid collection

13/38 communities assessed (10 communities are shown on the previous two factsheets): Mashuq, Qneitra, Tawakol



### Food Security

#### Mashuq

- Private bakeries
- Insufficient electricity/fuel
- Bread: no info
- Rice: 600 SYP
- Lentils: 300 SYP
- Sugar: 500 SYP
- Cooking oil: 600 SYP
- 1 to 10

#### Qneitra

- Private bakeries
- High price of wheat
- Flour not always available
- Insufficient electricity/fuel
- Bread: 100 SYP
- Rice: no info
- Lentils: no info
- Sugar: no info
- Cooking oil: no info
- 1 to 10

#### Tawakol

- Shops
- No difficulties reported
- Bread: 100 SYP
- Rice: 550 SYP
- Lentils: 750 SYP
- Sugar: 500 SYP
- Cooking oil: 600 SYP
- 1 to 10

#### Main challenges to obtaining food

- No challenges
- Some foods unavailable
- Local production decreased
- Lack of access to markets
- Some foods expensive
- Lack of resources to buy food
- Lack of access to fuel
- Cooking fuel unavailable
- No information

Bread (public): 1 pack  
 Rice: 1kg  
 Lentils: 1kg  
 Sugar: 1kg  
 Cooking oil: 1 litre

#### Access to bread

- Most common source of bread
- Most common barriers to accessing bread
- Number of days, per month, where bread from private bakeries was unavailable

### Education

- Status of primary schools in village**
- Functioning
  - Not functioning
  - Not available
  - No information
- Barriers to accessing education services**

#### Tawakol

Most children accessed education

#### Mashuq

Most children accessed education

#### Qneitra

Most children accessed education

### Health

#### Most common health problems

#### Most common barriers to accessing healthcare

#### Mashuq

Diarrhoea  
 Skin diseases  
 Fever

No facilities in the area  
 High cost of transportation  
 Services are too expensive

#### Qneitra

Chronic diseases  
 Acute respiratory infections  
 Fever

No facilities in the area  
 Services are too expensive

#### Tawakol

Chronic diseases  
 Acute respiratory infections  
 Severe diseases affecting those aged less than 5

No facilities in the area  
 Disability/Injuries/Illness

# Qahtaniyyeh 1/2, Al Hasakeh Governorate

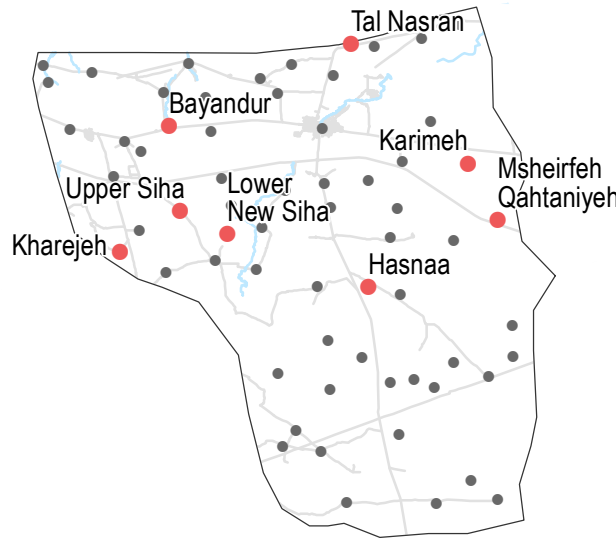
# August 2017

## Displacement

- % of pre-conflict population remaining
- % of population that are female
- % of female-headed households
- IDPs living in village
- New IDP arrivals
- Returnees

Community	% of pre-conflict population remaining	% of population that are female	% of female-headed households	IDPs living in village	New IDP arrivals	Returnees
<b>Bayandur</b>	26-50%	1-25%	1-25%	Yes	No info	Yes
<b>Hasnaa (Qorra Hasan)</b>	26-50%	26-50%	1-25%	Yes	No info	No
<b>Karimeh</b>	51-75%	26-50%	1-25%	Yes	No info	No
<b>Kharejeh</b>	51-75%	26-50%	1-25%	Yes	No	No

• 8/60 communities assessed (4 communities are shown on the next factsheet): Bayandur, Hasnaa (Qorra Hasan), Karimeh, Kharejeh



## NFIs

### Bayandur

<b>B</b> 2200 SYP	NA
<b>C</b> NA	NA
<b>D</b> NA	NA
<b>F</b> NA	NA

### Kharejeh

<b>B</b> NA	NA
<b>C</b> NA	NA
<b>D</b> NA	NA
<b>F</b> NA	NA

### Hasnaa (Qorra Hasan)

<b>B</b> NA	NA
<b>C</b> NA	NA
<b>D</b> NA	NA
<b>F</b> NA	NA

### Karimeh

<b>B</b> 2300 SYP	NA
<b>C</b> NA	NA
<b>D</b> 75 SYP	NA
<b>F</b> NA	NA

- Most common electricity source
- Main network
  - Generator
  - No source
  - Solar alternative
  - No information

- Fuel Prices (SYP)\*
- B** Butane (cannister)
  - C** Coal (1kg)
  - D** Diesel (1 litre)
  - F** Firewood (tonne)

- NFI Prices (SYP)\*
- Cement (50kg)
  - Floor mat (3\*4m)
  - Plastic tarpaulin (1m<sup>2</sup>)
  - Tent (5 persons)
- NA: not available for purchase

## Shelter

- Most common shelter
- Independent apartment or house
  - Shared apartment or house
  - Unfinished apartment or house
  - Tent
  - Private space not for shelter
  - Cave/natural shelter
  - Collective public space not for shelter
  - No IDPs
  - No information
- Min - Max: rent paid per room (where known)

Community	NDPs	IDPs
<b>Bayandur</b>	No info	No info
<b>Hasnaa (Qorra Hasan)</b>	No info	No info
<b>Karimeh</b>	No info	No info
<b>Kharejeh</b>	No info	No info

## Livelihoods

Most common source of income

Most common strategies used to cope with lack of income / resources

### Bayandur

Stable employment  
Farm owning  
Business/trade

Taking loans/buying on credit  
Borrowing from family/friends  
Selling household assets

### Hasnaa (Qorra Hasan)

Stable employment  
Daily employment  
Farm owning

Borrowing from family/friends  
Selling household assets

### Karimeh

Stable employment  
Remittances

Borrowing from family/friends

### Kharejeh

Farm owning  
Business/trade  
Remittances

Selling household assets  
Skipping meals  
Reducing meal size

### Bayandur

Burning furniture not in use

### Hasnaa (Qorra Hasan)

No lack of fuel

### Kharejeh

No lack of fuel

### Karimeh

No lack of fuel

Most common strategies used to cope with a lack of fuel

# Qahtaniyyeh 1/2, Al Hasakeh Governorate

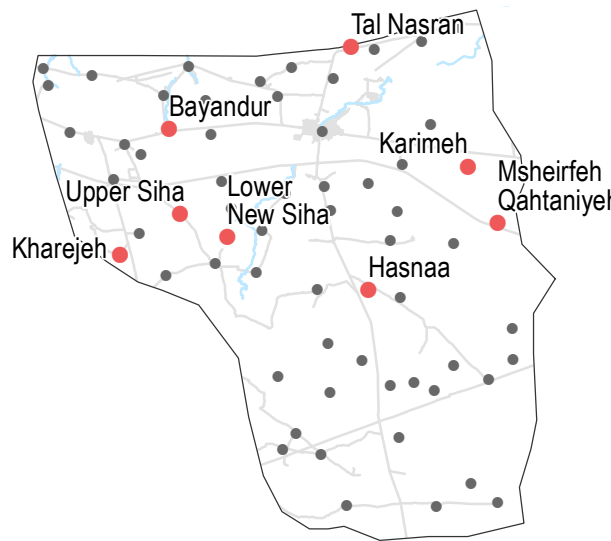
# August 2017

## WASH

- Most common water source**
- Water is safe to drink
  - Water tastes/smells bad
  - People sick after drinking
  - No information
- Sufficiency of available water to meet household needs**
- Sufficient
  - Insufficient
  - No information
- Most common method of garbage disposal**
- Private paid collection
  - Public free collection
  - Private paid collection

- Bayandur**
- Network
  - Private paid collection
- Hasnaa (Qorra Hasan)**
- Closed well
  - Disposed at designated site
- Karimeh**
- Closed well
  - Public free collection
- Kharejeh**
- Network
  - Private paid collection

8/60 communities assessed (4 communities are shown on the next factsheet): Bayandur, Hasnaa (Qorra Hasan), Karimeh, Kharejeh



## Food Security

### Bayandur

- Bread: 200 SYP
- Rice: 700 SYP
- Lentils: 500 SYP
- Sugar: 400 SYP
- Cooking oil: 1000 SYP
- Public bakeries
- No difficulties reported

### Hasnaa (Qorra Hasan)

- Bread: no info
- Rice: 400 SYP
- Lentils: 400 SYP
- Sugar: 400 SYP
- Cooking oil: 550 SYP
- Private bakeries
- No difficulties reported

### Karimeh

- Bread: no info
- Rice: 500 SYP
- Lentils: 500 SYP
- Sugar: 350 SYP
- Cooking oil: 850 SYP
- Private bakeries
- Yeast not always available
- Flour not always available

### Kharejeh

- Bread: no info
- Rice: no info
- Lentils: no info
- Sugar: no info
- Cooking oil: no info
- Shops
- No difficulties reported
- Private bakeries unavailable

### Main challenges to obtaining food

- No challenges
- Some foods unavailable
- Local production decreased
- Lack of access to markets
- Some foods expensive
- Lack of resources to buy food
- Lack of access to fuel
- Cooking fuel unavailable
- No information

Bread (public): 1 pack  
Rice: 1kg  
Lentils: 1kg  
Sugar: 1kg  
Cooking oil: 1 litre

### Access to bread

- Most common source of bread
- Most common barriers to accessing bread
- Number of days, per month, where bread from private bakeries was unavailable

## Education

- Status of primary schools in village**
- Functioning
  - Not functioning
  - Not available
  - No information
- Barriers to accessing education services**

- Karimeh**
- Most children accessed education
- Kharejeh**
- Most children accessed education

**Bayandur**

Most children accessed education

**Hasnaa (Qorra Hasan)**

Unsafe route to services  
Parents do not approve of curriculum  
Curriculum not available in appropriate language

## Health

- Most common health problems**
- Diarrhoea
- Most common barriers to accessing healthcare**
- No facilities in the area  
High cost of transportation

### Bayandur

### Hasnaa (Qorra Hasan)

### Karimeh

### Kharejeh

Diarrhoea	Chronic diseases	No facilities in the area
Chronic diseases	Pregnancy related diseases	Security concerns around travel
Fever	Severe diseases affecting those aged less than 5	Old age
Diarrhoea	Chronic diseases	No facilities in the area
Chronic diseases	Symptoms of psychological trauma	Security concerns around travel
Symptoms of psychological trauma		Services are too expensive

# Qahtaniyyeh 2/2, Al Hasakeh Governorate

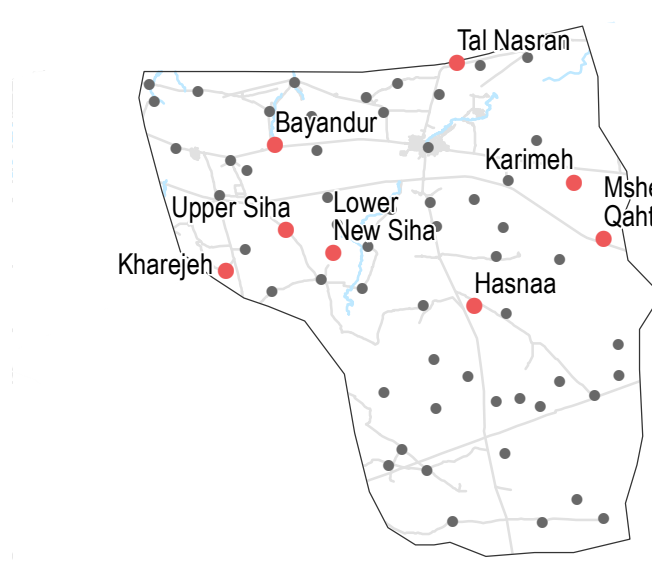
# August 2017

## Displacement

- % of pre-conflict population remaining
- % of population that are female
- % of female-headed households
- IDPs living in village
- New IDP arrivals
- Returnees

Lower New Siha		
51-75%	76-100%	1-25%
Yes	No info	No
Msheirfeh Qahtaniyeh		
26-50%	26-50%	None
Yes	No info	No
Tal Nasran		
26-50%	26-50%	1-25%
Yes	No info	No
Upper Siha		
51-75%	51-75%	1-25%
Yes	No info	No

• 8/60 communities assessed (4 communities are shown on the previous factsheet): Lower New Siha, Msheirfeh Qahtaniyeh, Tal Nasran, Upper Siha



## NFIs

### Lower New Siha

<b>B</b> 2300 SYP	NA
<b>C</b> NA	NA
<b>D</b> NA	NA
<b>F</b> NA	NA

### Upper Siha

<b>B</b> NA	NA
<b>C</b> NA	NA
<b>D</b> NA	NA
<b>F</b> NA	NA

### Msheirfeh Qahtaniyeh

<b>B</b> 2500 SYP	NA
<b>C</b> NA	6500 SYP
<b>D</b> NA	NA
<b>F</b> NA	NA

### Tal Nasran

<b>B</b> NA	NA
<b>C</b> NA	NA
<b>D</b> NA	NA
<b>F</b> NA	NA

- Most common electricity source
- Main network
  - Generator
  - No source
  - Solar alternative
  - No information

- Fuel Prices (SYP)\*
- B** Butane (cannister)
  - C** Coal (1kg)
  - D** Diesel (1 litre)
  - F** Firewood (tonne)

- NFI Prices (SYP)\*
- Cement (50kg)
  - Floor mat (3\*4m)
  - Plastic tarpaulin (1m<sup>2</sup>)
  - Tent (5 persons)
- NA: not available for purchase

## Shelter

- Most common shelter
- Independent apartment or house
  - Shared apartment or house
  - Unfinished apartment or house
  - Tent
  - Private space not for shelter
  - Cave/natural shelter
  - Collective public space not for shelter
  - No IDPs
  - No information
- Min - Max: rent paid per room (where known)

Lower New Siha		Upper Siha	
NDPs	IDPs	NDPs	IDPs
No info		No info	
Msheirfeh Qahtaniyeh			
NDPs	IDPs		
No info			
Tal Nasran			
NDPs	IDPs		
No info			

## Livelihoods

Most common source of income

Most common strategies used to cope with lack of income / resources

### Lower New Siha

Stable employment  
Farm owning  
Remittances

Taking loans/buying on credit  
Borrowing from family/friends

### Msheirfeh Qahtaniyeh

Stable employment  
Farm owning  
Remittances

Skipping meals  
Reducing meal size  
Eating weeds

### Tal Nasran

Farm owning  
Business/trade  
Remittances

Borrowing from family/friends

### Upper Siha

Stable employment  
Daily employment  
Remittances

Borrowing from family/friends

### Lower New Siha

No lack of fuel

### Msheirfeh Qahtaniyeh

Burning furniture in use

### Upper Siha

No lack of fuel

### Tal Nasran

No lack of fuel

Most common strategies used to cope with a lack of fuel

# Qahtaniyeh 2/2, Al Hasakeh Governorate

# August 2017

## WASH

**Most common water source**

**Status of water source**

- Water is safe to drink
- Water tastes/smells bad
- People sick after drinking
- No information

**Sufficiency of available water to meet household needs**

- Sufficient
- Insufficient
- No information

**Most common method of garbage disposal**

### Lower New Siha

- Network
- Public free collection

### Msheirfeh Qahtaniyeh

- Network
- Private paid collection

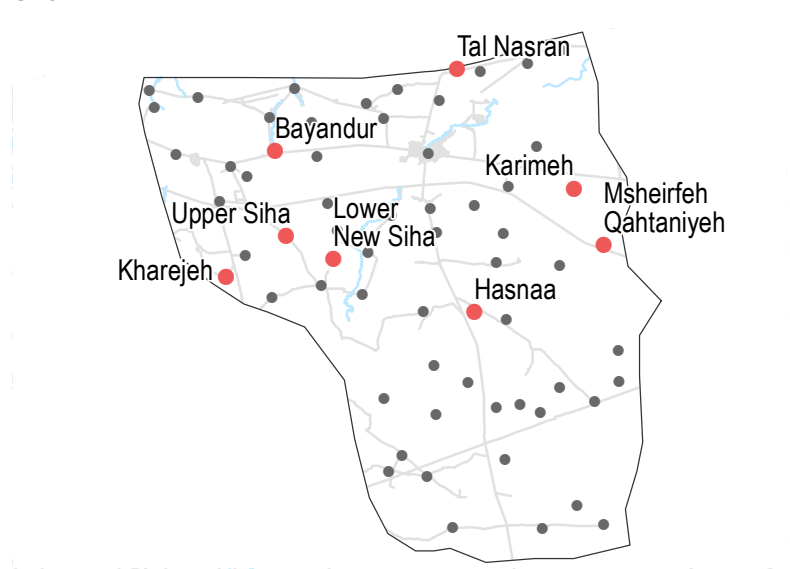
### Tal Nasran

- Network
- Disposed at designated site

### Upper Siha

- Network
- Public free collection

• 8/60 communities assessed (4 communities are shown on the previous factsheet): Lower New Siha, Msheirfeh Qahtaniyeh, Tal Nasran, Upper Siha



## Food Security

### Lower New Siha

- Bread: no info
- Rice: 600 SYP
- Lentils: 600 SYP
- Sugar: 365 SYP
- Cooking oil: 550 SYP
- Shops
- No difficulties reported
- Private bakeries unavailable

### Msheirfeh Qahtaniyeh

- Bread: no info
- Rice: 500 SYP
- Lentils: 500 SYP
- Sugar: 400 SYP
- Cooking oil: 650 SYP
- Shops
- High price of flour
- Flour not always available
- Insufficient electricity/fuel
- 1 to 10

### Tal Nasran

- Bread: no info
- Rice: no info
- Lentils: no info
- Sugar: no info
- Cooking oil: no info
- Shops
- No difficulties reported
- Private bakeries unavailable

### Upper Siha

- Bread: no info
- Rice: 600 SYP
- Lentils: 600 SYP
- Sugar: 365 SYP
- Cooking oil: 550 SYP
- Public bakeries
- No difficulties reported
- 1 to 10

### Main challenges to obtaining food

- No challenges
- Some foods unavailable
- Local production decreased
- Lack of access to markets
- Some foods expensive
- Lack of resources to buy food
- Lack of access to fuel
- Cooking fuel unavailable
- No information

Bread (public): 1 pack  
Rice: 1kg  
Lentils: 1kg  
Sugar: 1kg  
Cooking oil: 1 litre

### Access to bread

- Most common source of bread
- Most common barriers to accessing bread
- Number of days, per month, where bread from private bakeries was unavailable

## Education

**Status of primary schools in village**

- Functioning
- Not functioning
- Not available
- No information

**Barriers to accessing education services**

### Tal Nasran

Most children accessed education

### Upper Siha

Most children accessed education

### Lower New Siha

Most children accessed education

### Msheirfeh Qahtaniyeh

Lack of teaching staff  
Parents do not approve of curriculum  
Curriculum not available in appropriate language

## Health

**Most common health problems**

**Most common barriers to accessing healthcare**

### Lower New Siha

Communicable diseases  
Chronic diseases  
Symptoms of psychological trauma

No facilities in the area  
Services are too expensive

### Msheirfeh Qahtaniyeh

Disabilities  
Acute respiratory infections  
Severe diseases affecting those aged less than 5

No facilities in the area  
Security concerns around travel  
Lack of transportation

### Tal Nasran

Chronic diseases  
Severe diseases affecting those aged less than 5

No facilities in the area  
Services are too expensive

### Upper Siha

Chronic diseases  
Acute respiratory infections  
Severe diseases affecting those aged less than 5

No facilities in the area

# Quamishli City 1/2, Al Hasakeh Governorate

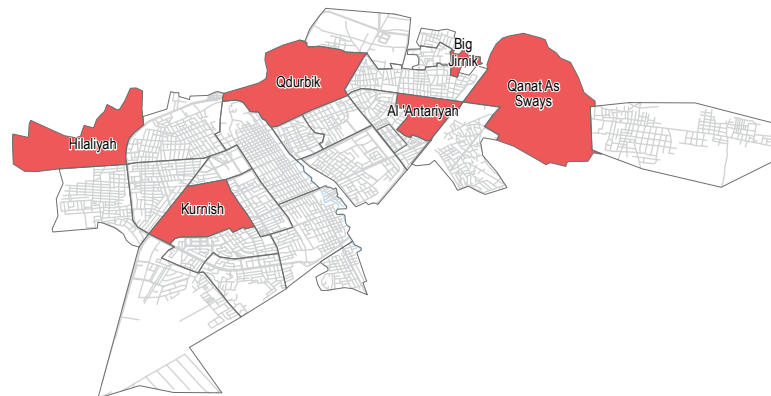
# August 2017

## Displacement

- % of pre-conflict population remaining
- % of population that are female
- % of female-headed households
- IDPs living in village
- New IDP arrivals
- Returnees

Big Jirnik	
51-75%	26-50%
Yes	No info
No	No
Al 'Antariyah	
51-75%	26-50%
Yes	No
Yes	Yes
Kournish	
51-75%	26-50%
Yes	No
No	No

• 6/25 neighbourhoods assessed (3 neighbourhoods are shown on the next factsheet): Big Jirnik, Al 'Antariyah, Kournish



## Shelter

- Independent apartment or house
- Shared apartment or house
- Unfinished apartment or house
- Tent
- Private space not for shelter
- Cave/natural shelter
- Collective public space not for shelter
- No IDPs
- No information
- Min - Max: rent paid per room (where known)

Big Jirnik	
NDPs	IDPs
2000 - 3000 SYP	
Al 'Antariyah	
NDPs	IDPs
4000 - 6000 SYP	
Kournish	
NDPs	IDPs
6000 - 9000 SYP	

## Livelihoods

- Most common source of income
- Most common strategies used to cope with lack of income / resources

Neighbourhood	Most common source of income	Most common strategies used to cope with lack of income / resources
<b>Big Jirnik</b>	Stable employment Business/trade Remittances	Skipping meals Reducing meal size
<b>Al 'Antariyah</b>	Stable employment Farm owning Remittances	Skipping meals Reducing meal size Eating weeds
<b>Kournish</b>	Stable employment Farm owning Business/trade	Children sent to work/beg Taking loans/buying on credit Skipping meals

## NFIs

### Big Jirnik

<b>B</b> 2000 SYP	NA
<b>C</b> NA	NA
<b>D</b> NA	NA
<b>F</b> NA	NA

### Al 'Antariyah

<b>B</b> 4000 SYP	3000 SYP
<b>C</b> 500 SYP	7000 SYP
<b>D</b> 100 SYP	2500 SYP
<b>F</b> 25000 SYP	NA

### Kournish

<b>B</b> 3500 SYP	3000 SYP
<b>C</b> 425 SYP	7000 SYP
<b>D</b> 100 SYP	NA
<b>F</b> NA	15000 SYP

### Big Jirnik

No lack of fuel

### Al 'Antariyah

Burning productive assets

### Kournish

No lack of fuel

Most common electricity source

- Main network
- Generator
- No source
- Solar alternative
- No information

Fuel Prices (SYP)\*

- B** Butane (cannister)
- C** Coal (1kg)
- D** Diesel (1 litre)
- F** Firewood (tonne)

NFI Prices (SYP)\*

- Cement (50kg)
- Floor mat (3\*4m)
- Plastic tarpaulin (1m<sup>2</sup>)
- Tent (5 persons)

NA: not available for purchase

Most common strategies used to cope with a lack of fuel

# Quamishli City 1/2, Al Hasakeh Governorate

# August 2017

## WASH

- Most common water source**
- Status of water source**
- Water is safe to drink
  - Water tastes/smells bad
  - People sick after drinking
  - No information
- Sufficiency of available water to meet household needs**
- Sufficient
  - Insufficient
  - No information
- Most common method of garbage disposal**

### Big Jirnik

- Closed well
- Private paid collection

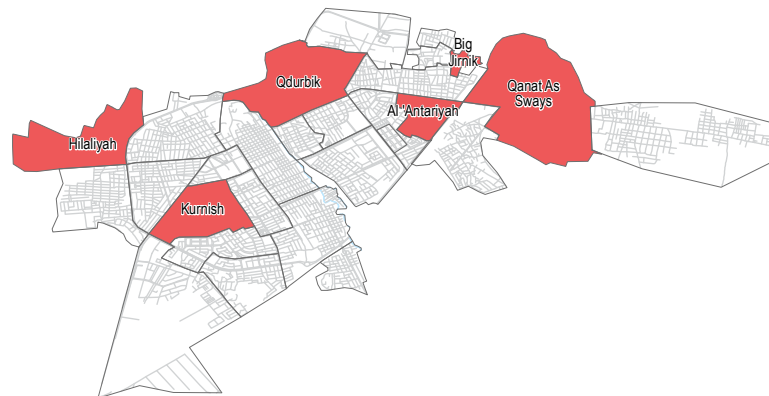
### Al 'Antariyah

- Network
- Private paid collection

### Kournish

- Network
- Private paid collection

6/25 neighbourhoods assessed (3 neighbourhoods are shown on the next factsheet): Big Jirnik, Al 'Antariyah, Kournish



## Food Security

### Big Jirnik

- Private bakeries
- No difficulties reported
- 0
- Bread: 100 SYP
- Rice: 650 SYP
- Lentils: 500 SYP
- Sugar: 650 SYP
- Cooking oil: 300 SYP

### Al 'Antariyah

- Shops
- No difficulties reported
- Private bakeries unavailable
- 0
- Bread: no info
- Rice: 500 SYP
- Lentils: 350 SYP
- Sugar: 500 SYP
- Cooking oil: 600 SYP

### Kournish

- Public bakeries
- No difficulties reported
- 0
- Bread: 35 SYP
- Rice: 650 SYP
- Lentils: 375 SYP
- Sugar: 550 SYP
- Cooking oil: 700 SYP

### Main challenges to obtaining food

- No challenges
- Some foods unavailable
- Local production decreased
- Lack of access to markets
- Some foods expensive
- Lack of resources to buy food
- Lack of access to fuel
- Cooking fuel unavailable
- No information

Bread (public): 1 pack  
Rice: 1kg  
Lentils: 1kg  
Sugar: 1kg  
Cooking oil: 1 litre

### Access to bread

- Most common source of bread
- Most common barriers to accessing bread
- Number of days, per month, where bread from private bakeries was unavailable

## Education

- Status of primary schools in village**
- Functioning
  - Not functioning
  - Not available
  - No information
- Barriers to accessing education services**
- Big Jirnik**  
Most children accessed education

### Kournish

Most children accessed education

### Al 'Antariyah

Most children accessed education

## Health

### Most common health problems

### Most common barriers to accessing healthcare

### Big Jirnik

Chronic diseases  
Pregnancy related diseases  
Malnutrition

No facilities in the area  
High cost of transportation

### Al 'Antariyah

Chronic diseases  
Malnutrition  
Symptoms of psychological trauma

No facilities in the area  
Old age  
Services are too expensive

### Kournish

Chronic diseases  
Pregnancy related diseases  
Fever

Old age  
Services are too expensive

# Quamishli City 2/2, Al Hasakeh Governorate

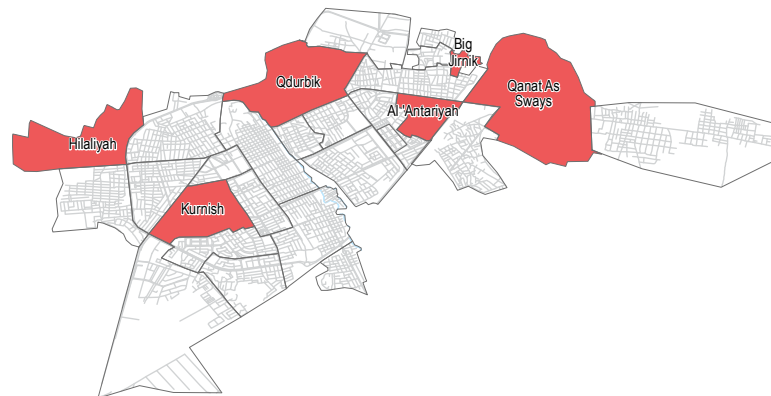
# August 2017

## Displacement

- % of pre-conflict population remaining
- % of population that are female
- % of female-headed households
- IDPs living in village
- New IDP arrivals
- Returnees

Hilaliyah	
51-75%	51-75%
Yes	No
No	No
Qanat As Sways	
76-100%	26-50%
Yes	No
No	No
Qdurbik	
76-100%	51-75%
Yes	No
No	No

• 6/25 neighbourhoods assessed (3 neighbourhoods are shown on the previous factsheet): Hilaliyah, Qanat As Sways, Qdurbik



## Shelter

- Independent apartment or house
- Shared apartment or house
- Unfinished apartment or house
- Tent
- Private space not for shelter
- Cave/natural shelter
- Collective public space not for shelter
- No IDPs
- No information
- Min - Max: rent paid per room (where known)

Hilaliyah	
NDPs	IDPs
800 - 1000 SYP	
Qanat As Sways	
NDPs	IDPs
1000 - 1500 SYP	
Qdurbik	
NDPs	IDPs
8000 - 20000 SYP	

## Livelihoods

- Most common source of income
- Most common strategies used to cope with lack of income / resources

Neighbourhood	Most common source of income	Most common strategies used to cope with lack of income / resources
Hilaliyah	Stable employment Business/trade Remittances	Skipping meals Reducing meal size
Qanat As Sways	Stable employment Business/trade Remittances	Looking for food in garbage Skipping meals Reducing meal size
Qdurbik	Stable employment Farm owning Remittances	Taking loans/buying on credit Skipping meals Reducing meal size

## NFIs

### Hilaliyah

<b>B</b> 2100 SYP	NA
<b>C</b> NA	8000 SYP
<b>D</b> 100 SYP	NA
<b>F</b> NA	NA

### Qanat As Sways

<b>B</b> 2100 SYP	1900 SYP
<b>C</b> 500 SYP	5500 SYP
<b>D</b> 35 SYP	NA
<b>F</b> NA	NA

### Qdurbik

<b>B</b> 2300 SYP	NA
<b>C</b> NA	5000 SYP
<b>D</b> 70 SYP	NA
<b>F</b> NA	NA

### Hilaliyah

No lack of fuel

### Qanat As Sways

No lack of fuel

### Qdurbik

No lack of fuel

Most common electricity source

- Main network
- Generator
- No source
- Solar alternative
- No information

Fuel Prices (SYP)\*

- B** Butane (cannister)
- C** Coal (1kg)
- D** Diesel (1 litre)
- F** Firewood (tonne)

NFI Prices (SYP)\*

- Cement (50kg)
- Floor mat (3\*4m)
- Plastic tarpaulin (1m<sup>2</sup>)
- Tent (5 persons)

NA: not available for purchase

Most common strategies used to cope with a lack of fuel

# Quamishli City 2/2, Al Hasakeh Governorate

# August 2017

## WASH

- Most common water source**
- Water is safe to drink
  - Water tastes/smells bad
  - People sick after drinking
  - No information
- Sufficiency of available water to meet household needs**
- Sufficient
  - Insufficient
  - No information
- Most common method of garbage disposal**
- Disposed at designated site
  - Private paid collection
  - Public free collection

### Hilaliyah

- Network
- Disposed at designated site

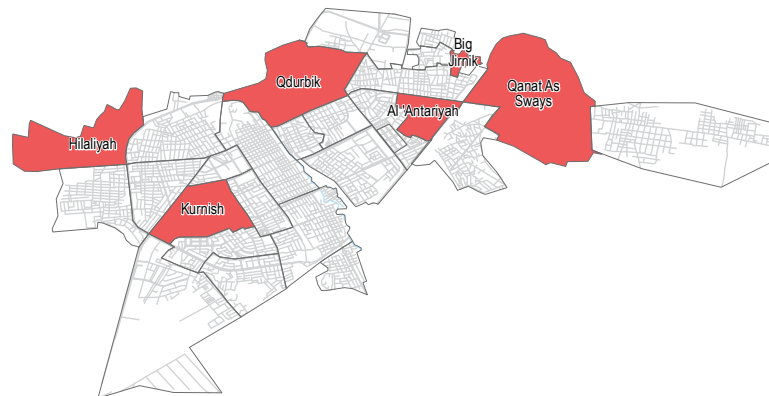
### Qanat As Sways

- Network
- Private paid collection

### Qdurbik

- Network
- Public free collection

6/25 neighbourhoods assessed (3 neighbourhoods are shown on the previous factsheet): Hilaliyah, Qanat As Sways, Qdurbik



## Food Security

### Hilaliyah

- Private bakeries
- Bread: no info
- Rice: 500 SYP
- Lentils: 500 SYP
- Sugar: 400 SYP
- Cooking oil: 600 SYP
- No difficulties reported

### Qanat As Sways

- Public bakeries
- Bread: 200 SYP
- Rice: 650 SYP
- Lentils: 600 SYP
- Sugar: 500 SYP
- Cooking oil: 600 SYP
- No difficulties reported

### Qdurbik

- Shops
- Bread: no info
- Rice: 465 SYP
- Lentils: 600 SYP
- Sugar: 475 SYP
- Cooking oil: 550 SYP
- No difficulties reported
- Private bakeries unavailable

### Main challenges to obtaining food

- No challenges
- Some foods unavailable
- Local production decreased
- Lack of access to markets
- Some foods expensive
- Lack of resources to buy food
- Lack of access to fuel
- Cooking fuel unavailable
- No information

Bread (public): 1 pack  
Rice: 1kg  
Lentils: 1kg  
Sugar: 1kg  
Cooking oil: 1 litre

### Access to bread

- Most common source of bread
- Most common barriers to accessing bread
- Number of days, per month, where bread from private bakeries was unavailable

## Education

- Status of primary schools in village**
- Functioning
  - Not functioning
  - Not available
  - No information
- Barriers to accessing education services**
- Most children accessed education

### Qdurbik

Most children accessed education

### Hilaliyah

Most children accessed education

### Qanat As Sways

Most children accessed education

## Health

### Most common health problems

- Chronic diseases
- Pregnancy related diseases
- Acute respiratory infections

### Most common barriers to accessing healthcare

No difficulties reported

### Hilaliyah

### Qanat As Sways

- Diarrhoea
- Chronic diseases
- Maternal health issues
- No difficulties reported

### Qdurbik

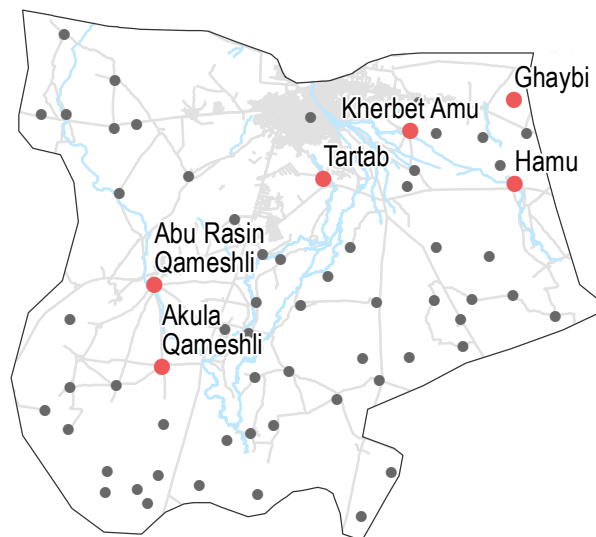
- Diarrhoea
- Chronic diseases
- Acute respiratory infections
- No difficulties reported

### Displacement

- % of pre-conflict population remaining
- % of population that are female
- % of female-headed households
- IDPs living in village
- New IDP arrivals
- Returnees

Abu Rasin Qameshli		
1-25%	1-25%	1-25%
Yes	No info	No
Akula Qameshli		
1-25%	1-25%	1-25%
Yes	No info	No
Ghaybi		
51-75%	26-50%	None
Yes	No info	Yes

• 6/60 communities assessed (3 communities are shown on the next factsheet): Abu Rasin Qameshli, Akula Qameshli, Ghaybi



### Shelter

- Independent apartment or house
- Shared apartment or house
- Unfinished apartment or house
- Tent
- Private space not for shelter
- Cave/natural shelter
- Collective public space not for shelter
- No IDPs
- No information
- Min - Max: rent paid per room (where known)

Abu Rasin Qameshli	
NDPs	IDPs
No info	
Akula Qameshli	
NDPs	IDPs
No info	
Ghaybi	
NDPs	IDPs
No info	

### Livelihoods

Most common source of income

Most common strategies used to cope with lack of income / resources

Community	Most common source of income	Most common strategies used to cope with lack of income / resources
<b>Abu Rasin Qameshli</b>	Stable employment Farm owning Remittances	Borrowing from family/friends Reducing meal size
<b>Akula Qameshli</b>	Stable employment Farm owning Remittances	Borrowing from family/friends Reducing meal size
<b>Ghaybi</b>	Farm owning Business/trade Remittances	Borrowing from family/friends Reducing meal size

### NFIs

**Abu Rasin Qameshli**

<b>B</b> 2100 SYP	NA
<b>C</b> NA	NA
<b>D</b> NA	NA
<b>F</b> NA	NA

**Akula Qameshli**

<b>B</b> 2100 SYP	NA
<b>C</b> NA	NA
<b>D</b> NA	NA
<b>F</b> NA	NA

**Ghaybi**

<b>B</b> 2200 SYP	NA
<b>C</b> NA	NA
<b>D</b> 50 SYP	NA
<b>F</b> NA	NA

**Abu Rasin Qameshli**

No lack of fuel

**Akula Qameshli**

No lack of fuel

**Ghaybi**

No lack of fuel

Most common electricity source

- Main network
- Generator
- No source
- Solar alternative
- No information

Fuel Prices (SYP)\*

- B** Butane (cannister)
- C** Coal (1kg)
- D** Diesel (1 litre)
- F** Firewood (tonne)

NFI Prices (SYP)\*

- Cement (50kg)
- Floor mat (3\*4m)
- Plastic tarpaulin (1m<sup>2</sup>)
- Tent (5 persons)

NA: not available for purchase

Most common strategies used to cope with a lack of fuel

### WASH

- Most common water source**
- Status of water source**
- Water is safe to drink
  - Water tastes/smells bad
  - People sick after drinking
  - No information
- Sufficiency of available water to meet household needs**
- Sufficient
  - Insufficient
  - No information
- Most common method of garbage disposal**

#### Abu Rasin Qameshli

- Closed well
- Public free collection

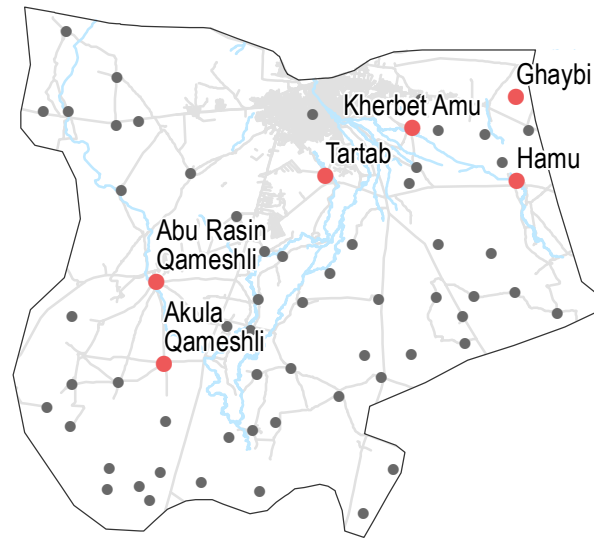
#### Akula Qameshli

- Closed well
- Public free collection

#### Ghaybi

- Network
- Private paid collection

6/60 communities assessed (3 communities are shown on the next factsheet): Abu Rasin Qameshli, Akula Qameshli, Ghaybi



### Education

- Status of primary schools in village**
- Functioning
  - Not functioning
  - Not available
  - No information
- Barriers to accessing education services**

#### Ghaybi

Most children accessed education

#### Abu Rasin Qameshli

Services are too far  
 Unsafe route to services  
 Parents do not approve of curriculum

#### Akula Qameshli

Services are too far  
 Unsafe route to services  
 Parents do not approve of curriculum

### Health

#### Most common health problems

#### Most common barriers to accessing healthcare

#### Abu Rasin Qameshli

Diarrhoea  
 Chronic diseases  
 Malnutrition

No facilities in the area  
 High cost of transportation

#### Akula Qameshli

Diarrhoea  
 Acute respiratory infections  
 Malnutrition

No facilities in the area  
 High cost of transportation  
 Security concerns around entering facilities

#### Ghaybi

Communicable diseases  
 Fever  
 Severe diseases affecting those aged less than 5

No facilities in the area  
 Disability/Injuries/Illness  
 Services are too expensive

### Food Security

#### Abu Rasin Qameshli

- Private bakeries
- Bread: 150 SYP
- Rice: 500 SYP
- Lentils: 250 SYP
- Sugar: 400 SYP
- Cooking oil: 900 SYP
- Flour too expensive
- 1 to 10

#### Akula Qameshli

- Private bakeries
- Bread: no info
- Rice: 500 SYP
- Lentils: 250 SYP
- Sugar: 400 SYP
- Cooking oil: 900 SYP
- High price of yeast
- Flour not always available
- Insufficient electricity/fuel
- 1 to 10

#### Ghaybi

- Shops
- Bread: no info
- Rice: 700 SYP
- Lentils: 500 SYP
- Sugar: 400 SYP
- Cooking oil: 600 SYP
- High price of yeast
- Yeast not always available
- Insufficient electricity/fuel
- 1 to 10

#### Main challenges to obtaining food

- No challenges
- Some foods unavailable
- Local production decreased
- Lack of access to markets
- Some foods expensive
- Lack of resources to buy food
- Lack of access to fuel
- Cooking fuel unavailable
- No information

Bread (public): 1 pack  
 Rice: 1kg  
 Lentils: 1kg  
 Sugar: 1kg  
 Cooking oil: 1 litre

#### Access to bread

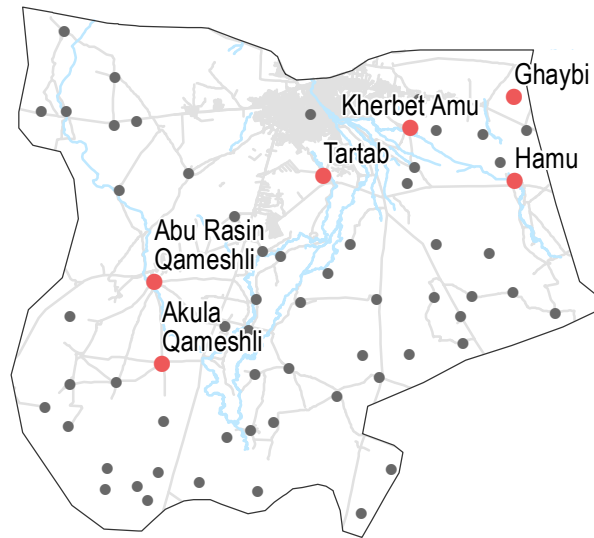
- Most common source of bread
- Most common barriers to accessing bread
- Number of days, per month, where bread from private bakeries was unavailable

### Displacement

- % of pre-conflict population remaining
- % of population that are female
- % of female-headed households
- IDPs living in village
- New IDP arrivals
- Returnees

Hamu		
51-75%	1-25%	1-25%
Yes	No info	No
Kherbet Amu		
76-100%	1-25%	1-25%
Yes	No info	No
Tartab		
51-75%	1-25%	1-25%
Yes	No info	No

• 6/60 communities assessed (3 communities are shown on the previous factsheet): Hamu, Kherbet Amu, Tartab



### Shelter

- Independent apartment or house
- Shared apartment or house
- Unfinished apartment or house
- Tent
- Private space not for shelter
- Cave/natural shelter
- Collective public space not for shelter
- No IDPs
- No information
- Min - Max: rent paid per room (where known)

Hamu	
NDPs	IDPs
No info	
Kherbet Amu	
NDPs	IDPs
No info	
Tartab	
NDPs	IDPs
No info	

### Livelihoods

Most common source of income

Most common strategies used to cope with lack of income / resources

Community	Most common source of income	Most common strategies used to cope with lack of income / resources
Hamu	Stable employment High risk/illegal work	Taking loans/buying on credit Borrowing from family/friends Selling household assets
Kherbet Amu	Stable employment Daily employment Farm owning	Borrowing from family/friends
Tartab	Stable employment Farm owning Business/trade	Taking loans/buying on credit Borrowing from family/friends

### NFIs

Hamu

<b>B</b> NA	NA
<b>C</b> NA	NA
<b>D</b> 125 SYP	NA
<b>F</b> NA	NA

Kherbet Amu

<b>B</b> 2300 SYP	NA
<b>C</b> 700 SYP	NA
<b>D</b> NA	NA
<b>F</b> NA	NA

Tartab

<b>B</b> 3800 SYP	3900 SYP
<b>C</b> 450 SYP	5100 SYP
<b>D</b> 75 SYP	NA
<b>F</b> NA	NA

Hamu

No lack of fuel

Kherbet Amu

No lack of fuel

Tartab

No lack of fuel

Most common electricity source

- Main network
- Generator
- No source
- Solar alternative
- No information

Fuel Prices (SYP)\*

- B** Butane (cannister)
- C** Coal (1kg)
- D** Diesel (1 litre)
- F** Firewood (tonne)

NFI Prices (SYP)\*

- Cement (50kg)
- Floor mat (3\*4m)
- Plastic tarpaulin (1m<sup>2</sup>)
- Tent (5 persons)

NA: not available for purchase

Most common strategies used to cope with a lack of fuel

### WASH

- Most common water source**
- Status of water source**
- Water is safe to drink
  - Water tastes/smells bad
  - People sick after drinking
  - No information
- Sufficiency of available water to meet household needs**
- Sufficient
  - Insufficient
  - No information
- Most common method of garbage disposal**

#### Hamu

- Closed well
- Private paid collection

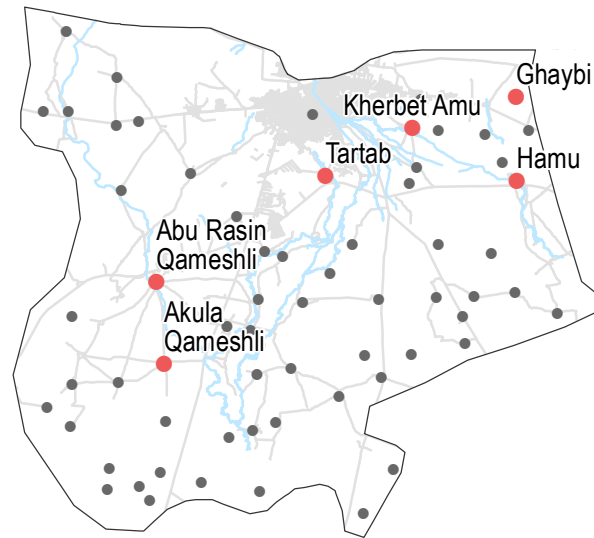
#### Kherbet Amu

- Network
- Private paid collection

#### Tartab

- Network
- Private paid collection

• 6/60 communities assessed (3 communities are shown on the previous factsheet): Hamu, Kherbet Amu, Tartab



### Food Security

#### Hamu

- Public bakeries
  - No difficulties reported
  - Private bakeries unavailable
- Bread: 75 SYP  
 Rice: 520 SYP  
 Lentils: 500 SYP  
 Sugar: 600 SYP  
 Cooking oil: 700 SYP

#### Kherbet Amu

- Shops
  - Insufficient electricity/fuel
  - Flour not always available
  - Private bakeries unavailable
- Bread: 50 SYP  
 Rice: 650 SYP  
 Lentils: 490 SYP  
 Sugar: 490 SYP  
 Cooking oil: 800 SYP

#### Tartab

- Shops
  - No difficulties reported
  - Private bakeries unavailable
- Bread: 150 SYP  
 Rice: 750 SYP  
 Lentils: 600 SYP  
 Sugar: 400 SYP  
 Cooking oil: 650 SYP

#### Main challenges to obtaining food

- No challenges
- Some foods unavailable
- Local production decreased
- Lack of access to markets
- Some foods expensive
- Lack of resources to buy food
- Lack of access to fuel
- Cooking fuel unavailable
- No information

Bread (public): 1 pack  
 Rice: 1kg  
 Lentils: 1kg  
 Sugar: 1kg  
 Cooking oil: 1 litre

- Access to bread**
- Most common source of bread
  - Most common barriers to accessing bread
  - Number of days, per month, where bread from private bakeries was unavailable

### Education

- Status of primary schools in village**
- Functioning
  - Not functioning
  - Not available
  - No information
- Barriers to accessing education services**

#### Tartab

Most children accessed education

#### Hamu

Most children accessed education

#### Kherbet Amu

Most children accessed education

### Health

#### Most common health problems

#### Most common barriers to accessing healthcare

#### Hamu

Disabilities  
 Maternal health issues  
 Acute respiratory infections

No facilities in the area  
 Security concerns around travel  
 Services are too expensive

#### Kherbet Amu

Diarrhoea  
 Chronic diseases  
 Severe diseases affecting those aged less than 5

No facilities in the area  
 Family not permitting travel  
 Services are too expensive

#### Tartab

Chronic diseases  
 Maternal health issues  
 Severe diseases affecting those aged less than 5

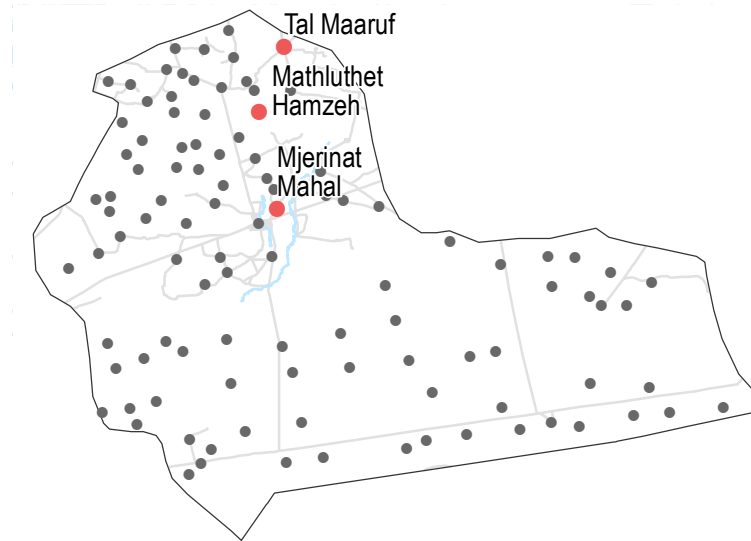
No facilities in the area  
 High cost of transportation  
 Services are too expensive

**Displacement**

- % of pre-conflict population remaining
- % of population that are female
- % of female-headed households
- IDPs living in village
- New IDP arrivals
- Returnees

Mathluthet Hamzeh		
76-100%	51-75%	1-25%
Yes	No info	No
Mjerinat Mahal		
26-50%	26-50%	None
Yes	No info	No
Tal Maaruf		
76-100%	51-75%	None
Yes	No info	No

• 3/98 communities assessed : Mathluthet Hamzeh, Mjerinat Mahal, Tal Maaruf



**Shelter**

- Independent apartment or house
- Shared apartment or house
- Unfinished apartment or house
- Tent
- Private space not for shelter
- Cave/natural shelter
- Collective public space not for shelter
- No IDPs
- No information
- Min - Max: rent paid per room (where known)

Mathluthet Hamzeh	
NDPs	IDPs
No info	
Mjerinat Mahal	
NDPs	IDPs
No info	
Tal Maaruf	
NDPs	IDPs
3000 - 5000 SYP	

**Livelihoods**

- Most common source of income
- Most common strategies used to cope with lack of income / resources

	Most common source of income	Most common strategies used to cope with lack of income / resources
<b>Mathluthet Hamzeh</b>	Stable employment Farm owning Business/trade	Borrowing from family/friends Skipping meals Reducing meal size
<b>Mjerinat Mahal</b>	Farm owning Support from family/friends Remittances	Skipping meals Reducing meal size
<b>Tal Maaruf</b>	Stable employment Daily employment Remittances	Borrowing from family/friends

**NFIs**

**Mathluthet Hamzeh**

<b>B</b> 3000 SYP	NA
<b>C</b> NA	NA
<b>D</b> 75 SYP	NA
<b>F</b> NA	NA

**Mjerinat Mahal**

<b>B</b> 2800 SYP	NA
<b>C</b> NA	NA
<b>D</b> 150 SYP	NA
<b>F</b> NA	NA

**Tal Maaruf**

<b>B</b> 2200 SYP	3500 SYP
<b>C</b> NA	2000 SYP
<b>D</b> NA	NA
<b>F</b> NA	NA

**Mathluthet Hamzeh**

No lack of fuel

**Mjerinat Mahal**

No lack of fuel

**Tal Maaruf**

No lack of fuel

Most common electricity source

- Main network
- Generator
- No source
- Solar alternative
- No information

Fuel Prices (SYP)\*

- B** Butane (cannister)
- C** Coal (1kg)
- D** Diesel (1 litre)
- F** Firewood (tonne)

NFI Prices (SYP)\*

- Cement (50kg)
- Floor mat (3\*4m)
- Plastic tarpaulin (1m<sup>2</sup>)
- Tent (5 persons)

NA: not available for purchase

Most common strategies used to cope with a lack of fuel

**WASH**

- Most common water source
- Status of water source
- Water is safe to drink
  - Water tastes/smells bad
  - People sick after drinking
  - No information
- Sufficiency of available water to meet household needs
- Sufficient
  - Insufficient
  - No information
- Most common method of garbage disposal

**Mathluthet Hamzeh**

- Closed well
- Disposed at designated site

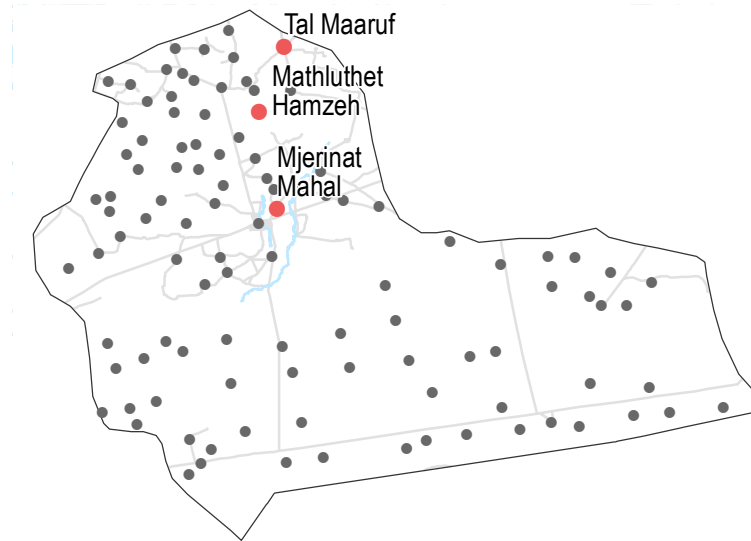
**Mjerinat Mahal**

- Closed well
- Disposed at designated site

**Tal Maaruf**

- Network
- Private paid collection

• 3/98 communities assessed : Mathluthet Hamzeh, Mjerinat Mahal, Tal Maaruf



**Education**

- Status of primary schools in village
- Functioning
  - Not functioning
  - Not available
  - No information
- Barriers to accessing education services

**Tal Maaruf**

Most children accessed education

**Mathluthet Hamzeh**

Services are too far  
 Curriculum not available in appropriate language  
 Other

**Mjerinat Mahal**

Most children accessed education

**Health**

Most common health problems

Most common barriers to accessing healthcare

**Mathluthet Hamzeh**

Diarrhoea  
 Chronic diseases  
 Malnutrition

No facilities in the area  
 Lack of transportation

**Mjerinat Mahal**

Diarrhoea  
 Chronic diseases  
 Acute respiratory infections

No facilities in the area  
 Services are too expensive

**Tal Maaruf**

Chronic diseases  
 Pregnancy related diseases  
 Maternal health issues

Disability/Injuries/Illness  
 Security concerns around entering facilities  
 Services are too expensive

**Food Security**

**Mathluthet Hamzeh**

- Bread: 100 SYP
- Rice: 600 SYP
- Lentils: 500 SYP
- Sugar: 400 SYP
- Cooking oil: 700 SYP
- Bread is not available in the village
- Insufficient electricity/fuel
- Private bakeries unavailable

**Mjerinat Mahal**

- Bread: no info
- Rice: 600 SYP
- Lentils: 250 SYP
- Sugar: 550 SYP
- Cooking oil: 700 SYP
- Homemade
- No difficulties reported
- Private bakeries unavailable

**Tal Maaruf**

- Bread: 90 SYP
- Rice: 600 SYP
- Lentils: 400 SYP
- Sugar: 175 SYP
- Cooking oil: 400 SYP
- Public bakeries
- Yeast too expensive
- 1 to 10

Main challenges to obtaining food

- No challenges
- Some foods unavailable
- Local production decreased
- Lack of access to markets
- Some foods expensive
- Lack of resources to buy food
- Lack of access to fuel
- Cooking fuel unavailable
- No information

Bread (public): 1 pack  
 Rice: 1kg  
 Lentils: 1kg  
 Sugar: 1kg  
 Cooking oil: 1 litre

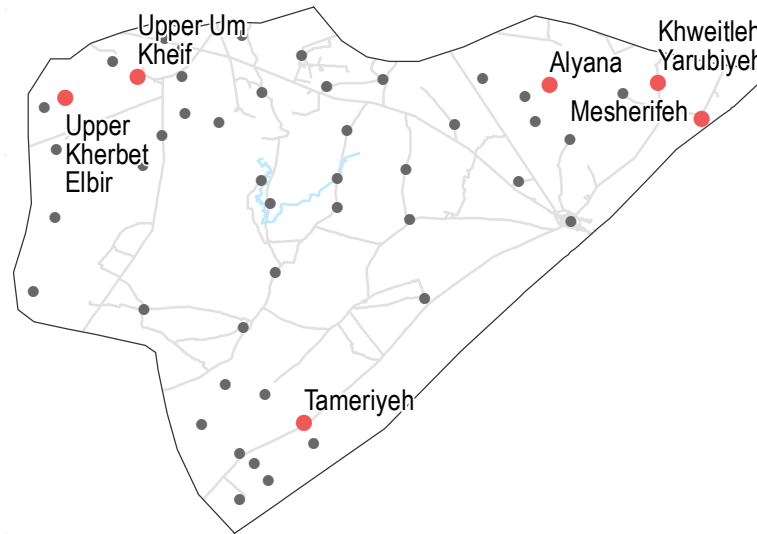
Access to bread

- Most common source of bread
- Most common barriers to accessing bread
- Number of days, per month, where bread from private bakeries was unavailable

### Displacement

% of pre-conflict population remaining	76-100%	51-75%	1-25%
% of population that are female	Yes	No info	No
% of female-headed households	76-100%	51-75%	1-25%
IDPs living in village	Yes	No info	No
New IDP arrivals	Yes	No	No
Returnees	Yes	No	No

• 6/46 communities assessed (3 communities are shown on the next factsheet): Alyana, Khweitleh Yarubiyeh, Mesheirfeh



### NFIs

**Alyana**

**B** 2500 SYP NA

**C** NA NA

**D** 140 SYP NA

**F** NA NA

**Khweitleh Yarubiyeh**

**B** 2200 SYP NA

**C** NA NA

**D** NA NA

**F** NA NA

**Mesheirfeh**

**B** 2200 SYP NA

**C** NA NA

**D** 70 SYP NA

**F** NA NA

Most common electricity source

- Main network
- Generator
- No source
- Solar alternative
- No information

Fuel Prices (SYP)\*

- B** Butane (cannister)
- C** Coal (1kg)
- D** Diesel (1 litre)
- F** Firewood (tonne)

NFI Prices (SYP)\*

- Cement (50kg)
- Floor mat (3\*4m)
- Plastic tarpaulin (1m<sup>2</sup>)
- Tent (5 persons)

NA: not available for purchase

### Shelter

Most common shelter

- Independent apartment or house
- Shared apartment or house
- Unfinished apartment or house
- Tent
- Private space not for shelter
- Cave/natural shelter
- Collective public space not for shelter
- No IDPs
- No information

Min - Max: rent paid per room (where known)

**Alyana**

NDPs IDPs

No info

**Khweitleh Yarubiyeh**

NDPs IDPs

No info

**Mesheirfeh**

NDPs IDPs

No info

### Livelihoods

	Most common source of income	Most common strategies used to cope with lack of income / resources
<b>Alyana</b>	Farm owning Business/trade Remittances	Skipping meals Reducing meal size
<b>Khweitleh Yarubiyeh</b>	Stable employment Farm owning Business/trade	Skipping meals Reducing meal size Eating weeds
<b>Mesheirfeh</b>	Stable employment Farm owning Business/trade	Skipping meals Reducing meal size

**Alyana**  
No lack of fuel

**Khweitleh Yarubiyeh**  
Burning furniture in use  
Burning plastics  
Burning waste

**Mesheirfeh**  
No lack of fuel

Most common strategies used to cope with a lack of fuel

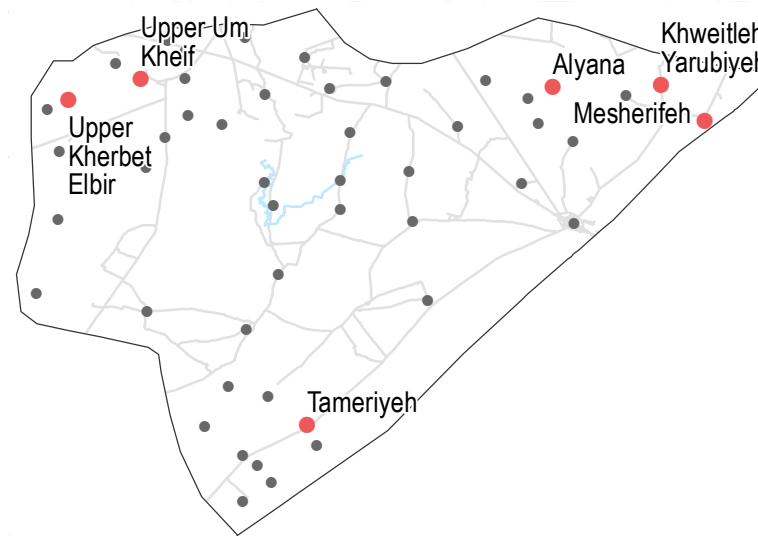
### WASH

- Most common water source**
- Water is safe to drink
  - Water tastes/smells bad
  - People sick after drinking
  - No information
- Sufficiency of available water to meet household needs**
- Sufficient
  - Insufficient
  - No information
- Most common method of garbage disposal**
- Left in street / public area

#### Alyana

- Network
  - Private paid collection
- #### Khweitleh Yarubiyeh
- Closed well
  - Buried / burned
- #### Mesheirfeh
- Network
  - Left in street / public area

6/46 communities assessed (3 communities are shown on the next factsheet): Alyana, Khweitleh Yarubiyeh, Mesheirfeh



### Education

- Status of primary schools in village**
- Functioning
  - Not functioning
  - Not available
  - No information
- Barriers to accessing education services**

**Mesheirfeh**  
 Most children accessed education

**Alyana**  
 Most children accessed education

**Khweitleh Yarubiyeh**  
 Most children accessed education

### Health

- Most common health problems**
- Most common barriers to accessing healthcare**

Community	Most common health problems	Most common barriers to accessing healthcare
<b>Alyana</b>	Diarrhoea Pregnancy related diseases Severe diseases affecting those aged less than 5	No facilities in the area Services are too expensive
<b>Khweitleh Yarubiyeh</b>	Diarrhoea Pregnancy related diseases Malnutrition	No facilities in the area High cost of transportation
<b>Mesheirfeh</b>	Communicable diseases Chronic diseases Acute respiratory infections	No facilities in the area High cost of transportation Lack of transportation

### Food Security

#### Alyana

- Bread: no info
- Rice: 500 SYP
- Lentils: 225 SYP
- Sugar: 450 SYP
- Cooking oil: 550 SYP
- Shops
- No difficulties reported
- Private bakeries unavailable

#### Khweitleh Yarubiyeh

- Bread: no info
- Rice: 350 SYP
- Lentils: 225 SYP
- Sugar: 450 SYP
- Cooking oil: 925 SYP
- Homemade
- No difficulties reported
- Private bakeries unavailable

#### Mesheirfeh

- Bread: no info
- Rice: 550 SYP
- Lentils: 500 SYP
- Sugar: 550 SYP
- Cooking oil: 1000 SYP
- Shops
- No difficulties reported
- Private bakeries unavailable

#### Main challenges to obtaining food

- No challenges
- Some foods unavailable
- Local production decreased
- Lack of access to markets
- Some foods expensive
- Lack of resources to buy food
- Lack of access to fuel
- Cooking fuel unavailable
- No information
- Bread (public): 1 pack
- Rice: 1kg
- Lentils: 1kg
- Sugar: 1kg
- Cooking oil: 1 litre
- Access to bread
- Most common source of bread
- Most common barriers to accessing bread
- Number of days, per month, where bread from private bakeries was unavailable

# Ya'robiyah 2/2, Al Hasakeh Governorate

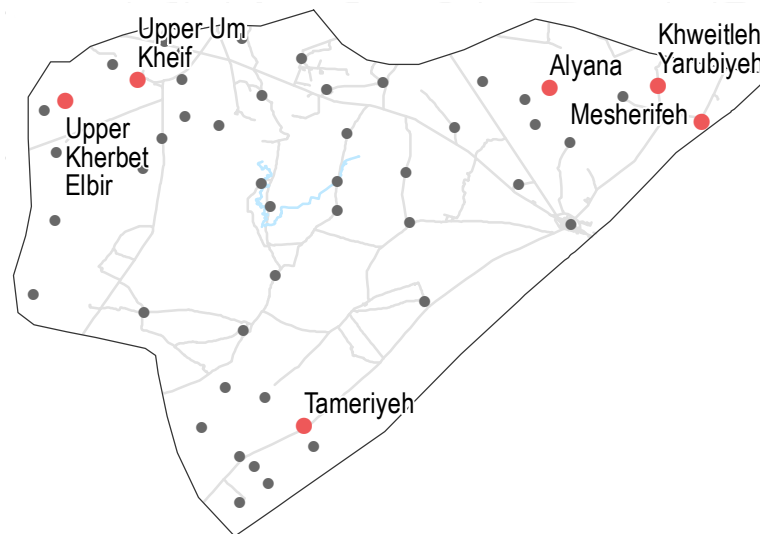
# August 2017

## Displacement

- % of pre-conflict population remaining
- % of population that are female
- % of female-headed households
- IDPs living in village
- New IDP arrivals
- Returnees

Tameriyeh			
51-75%	None	No info	No
Yes	No	No	No
Upper Kherbet Elbir			
51-75%	26-50%	1-25%	No
Yes	No info	No	No
Upper Um Kheif			
51-75%	26-50%	1-25%	No
Yes	No	No	No

• 6/46 communities assessed (3 communities are shown on the previous factsheet): Tameriyeh, Upper Kherbet Elbir, Upper Um Kheif



## NFIs

### Tameriyeh

<b>B</b> 2200 SYP	NA
<b>C</b> NA	NA
<b>D</b> 50 SYP	NA
<b>F</b> NA	NA

### Upper Kherbet Elbir

<b>B</b> 2200 SYP	3500 SYP
<b>C</b> 150 SYP	7000 SYP
<b>D</b> 45 SYP	NA
<b>F</b> NA	NA

### Upper Um Kheif

<b>B</b> 2500 SYP	2200 SYP
<b>C</b> 500 SYP	NA
<b>D</b> 150 SYP	NA
<b>F</b> 200 SYP	NA

Most common electricity source

- Main network
- Generator
- No source
- Solar alternative
- No information

Fuel Prices (SYP)\*

- B** Butane (cannister)
- C** Coal (1kg)
- D** Diesel (1 litre)
- F** Firewood (tonne)

NFI Prices (SYP)\*

- Cement (50kg)
- Floor mat (3\*4m)
- Plastic tarpaulin (1m<sup>2</sup>)
- Tent (5 persons)

NA: not available for purchase

## Shelter

- Independent apartment or house
- Shared apartment or house
- Unfinished apartment or house
- Tent
- Private space not for shelter
- Cave/natural shelter
- Collective public space not for shelter
- No IDPs
- No information
- Min - Max: rent paid per room (where known)

Tameriyeh	
NDPs	IDPs
No info	

Upper Kherbet Elbir	
NDPs	IDPs
No info	

Upper Um Kheif	
NDPs	IDPs
No info	

## Livelihoods

Most common source of income

Most common strategies used to cope with lack of income / resources

### Tameriyeh

Daily employment  
Farm owning  
Remittances

Borrowing from family/friends  
Skipping meals

### Upper Kherbet Elbir

Stable employment  
Daily employment  
Farm owning

Borrowing from family/friends  
Reducing meal size  
Eating weeds

### Upper Um Kheif

Daily employment  
Business/trade  
Allowances

Borrowing from family/friends

### Tameriyeh

No lack of fuel

### Upper Kherbet Elbir

Burning furniture not in use  
Burning clothes  
Burning plastics

### Upper Um Kheif

No lack of fuel

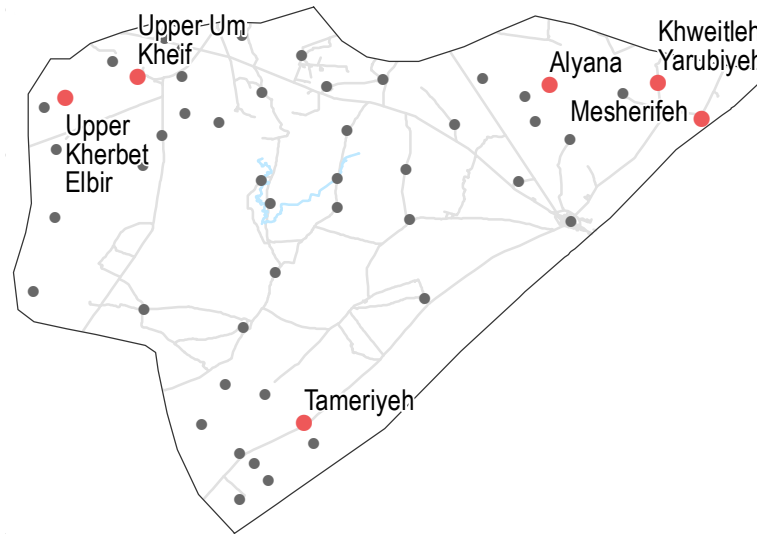
Most common strategies used to cope with a lack of fuel

### WASH

- Most common water source**
- Status of water source**
- Water is safe to drink
  - Water tastes/smells bad
  - People sick after drinking
  - No information
- Sufficiency of available water to meet household needs**
- Sufficient
  - Insufficient
  - No information
- Most common method of garbage disposal**

- Tameriyeh**
- Closed well
  - Buried / burned
- Upper Kherbet Elbir**
- Closed well
  - Public free collection
- Upper Um Kheif**
- Network
  - Public free collection

• 6/46 communities assessed (3 communities are shown on the previous factsheet): Tameriyeh, Upper Kherbet Elbir, Upper Um Kheif



### Food Security

#### Tameriyeh

- Bread: no info
- Rice: 700 SYP
- Lentils: 650 SYP
- Sugar: 500 SYP
- Cooking oil: 595 SYP
- Homemade
- No difficulties reported
- Private bakeries unavailable

#### Upper Kherbet Elbir

- Bread: no info
- Rice: 700 SYP
- Lentils: 400 SYP
- Sugar: 500 SYP
- Cooking oil: 875 SYP
- Homemade
- Flour too expensive
- Private bakeries unavailable

#### Upper Um Kheif

- Bread: 100 SYP
- Rice: 600 SYP
- Lentils: no info
- Sugar: 400 SYP
- Cooking oil: 550 SYP
- Public bakeries
- No difficulties reported
- Private bakeries unavailable

- Main challenges to obtaining food**
- No challenges
  - Some foods unavailable
  - Local production decreased
  - Lack of access to markets
  - Some foods expensive
  - Lack of resources to buy food
  - Lack of access to fuel
  - Cooking fuel unavailable
  - No information
- Bread (public): 1 pack  
 Rice: 1kg  
 Lentils: 1kg  
 Sugar: 1kg  
 Cooking oil: 1 litre
- Access to bread**
- Most common source of bread
  - Most common barriers to accessing bread
  - Number of days, per month, where bread from private bakeries was unavailable

### Education

- Status of primary schools in village**
- Functioning
  - Not functioning
  - Not available
  - No information
- Barriers to accessing education services**
- Tameriyeh**  
 Most children accessed education

**Upper Um Kheif**  
 Most children accessed education

**Upper Kherbet Elbir**  
 Services are too far  
 Unsafe route to services

### Health

	Most common health problems	Most common barriers to accessing healthcare
<b>Tameriyeh</b>	Diarrhoea Acute respiratory infections Severe diseases affecting those aged less than 5	No facilities in the area Security concerns around travel Services are too expensive
<b>Upper Kherbet Elbir</b>	Diarrhoea Fever	No facilities in the area Disability/Injuries/Illness Security concerns around entering facilities
<b>Upper Um Kheif</b>	Diarrhoea Maternal health issues Acute respiratory infections	No difficulties reported