

## OVERALL FINDINGS: 5-11 DECEMBER

- 104 out of 1,183 ISMI-covered communities in Aleppo, Ar-Raqqa, Deir-ez-Zor, Hama, Homs and Idleb governorates experienced inward or outward movement of IDPs.
  - 22,088 IDP arrivals
  - 5,546 IDP departures
- The largest displacements reported occurred from and within Ar-Raqqa sub-district as a result of the on-going offensive in the northern countryside of Ar-Raqqa<sup>1</sup>. A total of 10,433 IDPs were displaced to ISMI-covered communities within the sub-district.
- Further conflict escalation in western Aleppo, northern Hama and Idleb governorate, as well as evacuations occurring in Rural Damascus led to large movements towards and within Idleb governorate.<sup>2</sup> In total, 5,266 IDPs were recorded arriving to the governorate.

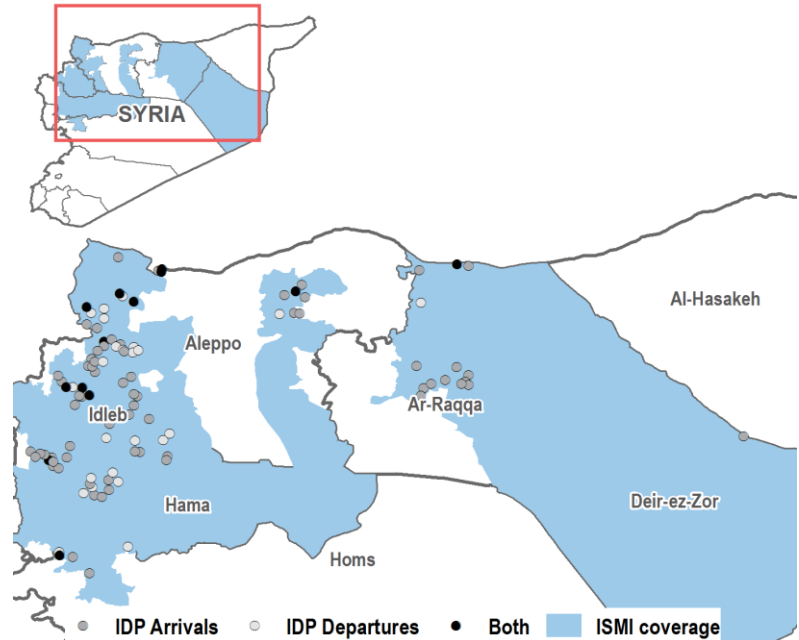


Table 1: Recorded IDP arrivals to ISMI-covered communities, by governorate, 5-11 December 2016

		IDP ARRIVALS					Last week	Week before	
		Reported arrivals (# IDPs)	Communities with largest IDP arrivals (# IDPs)		Most common origin of IDP arrivals <sup>3</sup> (# IDPs)		Change to last week	Reported arrivals (# IDPs)	Reported arrivals (# IDPs) <sup>4</sup>
GOVERNORATE	Ar-Raqqa	10,593	Milsun (1,835)	Rashadiyeh (1,710)	Ar-Raqqa (10,128)	NA	↑	756	NA
	Idleb	5,266	Idleb (510)	Jabla (425)	Qatana (1,295)	Atareb (1,081)	↑	1,524	12,651
	Aleppo	5,050	Menbij (2,496)	Jeb Hamza (428)	Al Bab (1,366)	Menbij (713)	↓	30,234	2,862
	Hama	876	Kafr Nabutha (180)	Sehriyeh (162)	Kafr Zeita (310)	Suran (209)	↓	474	585
	Homs	140	Dar Kabira (60)	Burj Qaei (50)	Harbanifse (50)	Ar-Rastan (40)	↓	690	300
	Deir-ez-Zor	162	Western Gharibeh (162)	NA	Al Hasakeh (120)	Deir-ez-Zor (42)	NA	NA	NA

Table 2: Recorded IDP departures from ISMI-covered communities, by governorate, 5-11 December 2016

		IDP DEPARTURES					Last week	Week before	
		Reported departures (# IDPs)	Communities with largest IDP departures (# IDPs)		Most common destinations of IDP departures (# IDPs)		Change to last week	Reported departures (# IDPs)	Reported departures (# IDPs) <sup>4</sup>
GOVERNORATE	Aleppo	3,500	Abin Samaan (1,000)	Menbij (594)	Dana (580)	Atareb (394)	↓	5,700	8,334
	Idleb	1,587	Jarjnaz (875)	Martain (250)	Dana (375)	Turkey (220)	↑	240	1,518
	Ar-Raqqa	758	Tell Abiad (60)	Abu Nituleh (36)	Suluk (60)	Al-Hasakeh (36)	↓	4,134	NA
	Hama	154	Murak (80)	Sehriyeh (60)	Madiq Castle and Heish (60)	Kafr Nobol (45)	↑	48	120
	Homs	68	Tal Dahab (30)	Ez Eldin (20)	Harbanifse (30)	Lebanon (18)	↓	117	576
	Deir-ez-Zor	NA	Western Gharibeh (Not sure)	NA	NA	NA	NA	NA	NA

<sup>1</sup> Syrian Observatory for Human Rights, [Casualties and injuries in Deir Ezzor city and Syria Democratic Forces advance in the countryside of Al-Raqqa](#), 14 December 2016

<sup>2</sup> Syrian Observatory for Human Rights, [About 310 civilians including at least 162 children and women killed by massive bombardment on Idleb](#), 6 December 2016, and REACH, [Profiles of Besieged and Hard to Reach Communities](#), December 2016

<sup>3</sup> Location of origin refers to the most recent location IDPs have departed from

<sup>4</sup> Information from previous weeks is not available for Deir-ez-Zor and Raqqa governorates, as they were not assessed until this week and last week, respectively, due to operational constraints

## ALEPPO GOVERNORATE

### Recorded IDP arrivals

- 5,050 IDPs

### % of arrivals from other governorates

- 3%

### Most common shelter of newly arrived IDPs

- Hosted accommodation (1,113 IDPs)
- Rented/owned housing (917 IDPs)

### Recorded IDP departures

- 3,500 IDPs

### % of departures to other governorates

- 43%

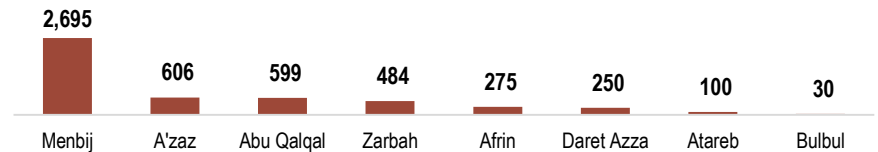
### Most common reasons for IDPs leaving Aleppo communities

- Reduced conflict in area of origin

Escalating conflict in Al-Bab and Jebel Saman sub-districts resulted in waves of displacement in Aleppo governorate, primarily towards Menbij sub-district (Figures 1, 2). **A total of 5,050 IDPs were reported arriving to ISMI-covered communities across the governorate**; almost half of which to Menbij city (2,496).

Simultaneously, **3,500 IDPs experienced secondary displacement** out of ISMI-covered communities, most commonly from Atareb (2,104) and Menbij sub-districts (706). From Atareb, IDPs most commonly travelled to Dana sub-district in Idlib (575), while IDPs from Menbij most commonly travelled to Sarin (276), Ar-Ra'ee (174) and Jarablus (144).

Figure 1: Largest reported arrivals to sub-district (# IDPs)



Map 1: Major displacements to ISMI-covered communities in Aleppo governorate

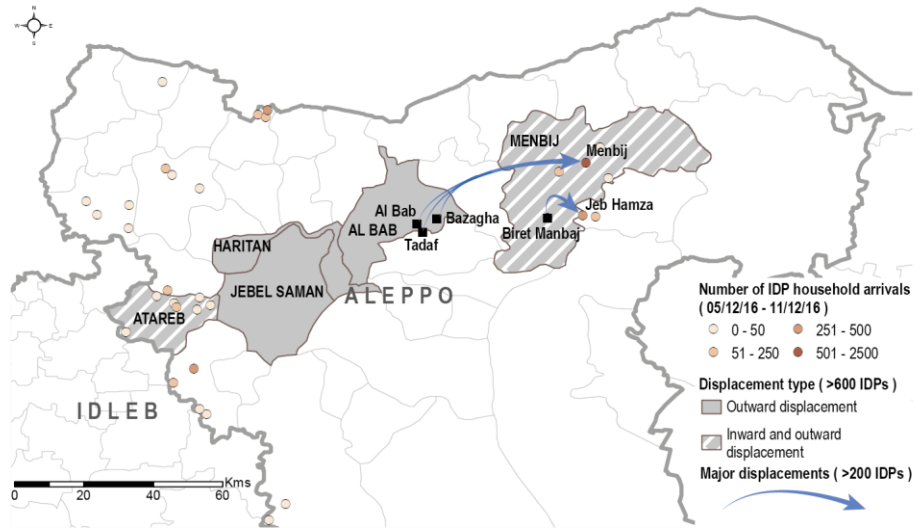


Figure 2: Five ISMI-covered communities receiving largest IDP arrivals (# IDP)

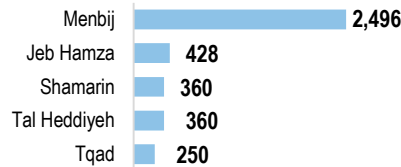
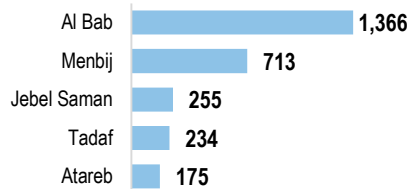


Figure 3: Five most common sub-districts of origin of arrivals<sup>3</sup> (# IDP)



## IDLEB GOVERNORATE

### Recorded IDP arrivals

- 5,266 IDPs

### % of arrivals from other governorates

- 92%

### Most common shelter of newly arrived IDPs

- Rented/owned housing (2,021 IDPs)
- Camps (1,101 IDPs)

### Recorded IDP departures

- 1,587 IDPs

### % of departures to other governorates

- 77%

### Most common reasons for IDPs leaving Idlib communities

- Improved safety and security in area of origin

Escalating conflict in Aleppo, Hama and Idlib governorates, as well as evacuations of Rural Damascus communities triggered large scale movements to and within Idlib governorate. A total of **5,266 IDPs were recorded arriving across 29 ISMI-covered communities in 10 sub-districts** (Figure 4), most commonly from Khan Elshih in Rural Damascus (1,278). Additionally, **1,587 IDPs experienced secondary displacement** this week; 566 IDPs remained within Idlib, while 220 were recorded travelling to Turkey and 116 travelled to Aleppo.

Figure 4: Reported arrivals to sub-districts (# IDPs)

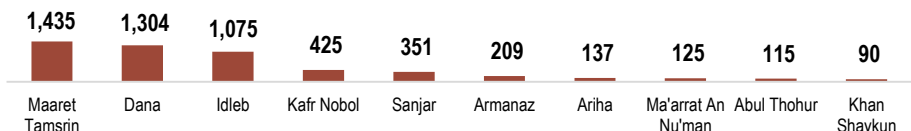


Figure 5: Five ISMI-covered communities receiving largest IDP arrivals (# IDPs)

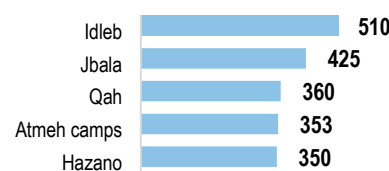
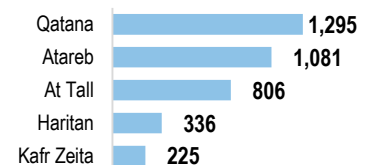


Figure 6: Five most common sub-districts of origin of arrivals<sup>3</sup> (# IDPs)



# AR-RAQQA GOVERNORATE

## Recorded IDP arrivals

- 10,593 IDPs

## % of arrivals from other governorates

- 0%

## Most common shelter of newly arrived IDPs

- Hosted accommodation (2,554 IDPs)
- Rented/owned housing (712 IDPs)

## Recorded IDP departures

- 96 IDPs

## % of departures to other governorates

- 38%

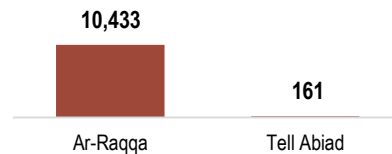
## Most common reasons for IDPs leaving Ar-Raqqa communities

- Current location is intended as transit only
- Improved safety and security in area of origin

As a result of the on-going offensive in the northern countryside of Ar-Raqqa, a total of **10,433 IDPs were displaced within Ar-Raqqa sub-district** (Figure 7, Map 2). Another 161 IDPs were displaced northwards from Ar-Raqqa to Tell Abiad sub-district. The largest individual movements were from the community of **Hazimieh to Western Sahlabiyeh (1,275)** and from **Abbara to Rashidiyeh (1,254)**, while a total of **1,835 IDPs arrived in Milsun** from Sukariyet Tal Elsamen and Rahmaniya (Map 2).

Simultaneously, **96 IDPs faced secondary displacement** from communities in Ar-Raqqa; 60 travelled from Tell Abiad to Suluk sub-district, while 36 were recorded departing Ein Issa to neighbouring Al-Hasakeh governorate.

Figure 7: Reported arrivals to sub-district (# IDPs)



Map 2: Major displacement from ISMI-covered communities in Ar-Raqqa governorate

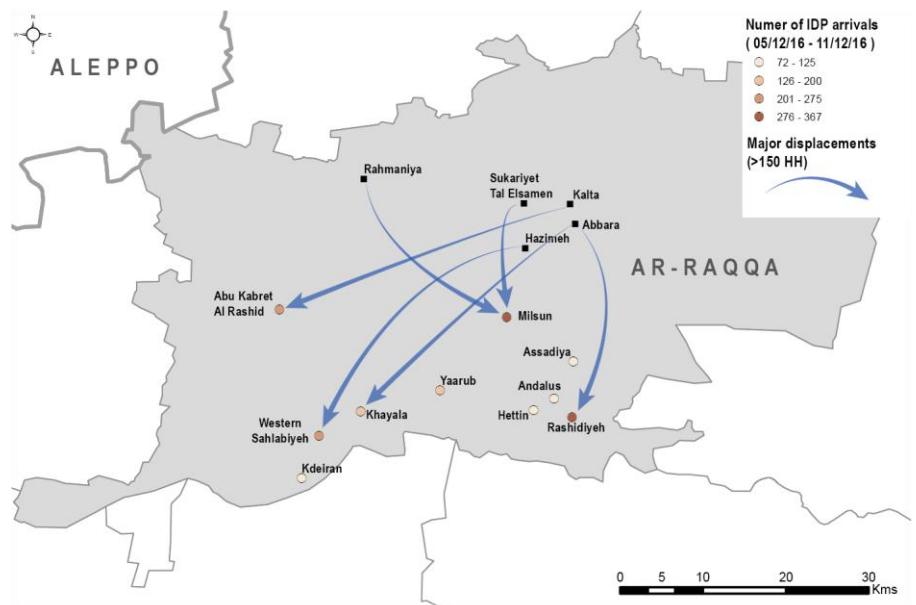


Figure 8: Five ISMI-covered communities receiving largest IDP arrivals (# IDPs)

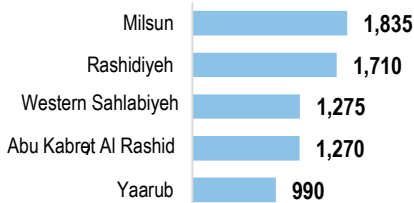


Figure 9: Sub-districts of origin of arrivals<sup>3</sup> (# IDPs)



# HAMA GOVERNORATE

A total of **876 IDPs were recorded arriving to communities** in Hama during the past week, all of whom originated from within the governorate itself. Arriving IDPs **most commonly travelled from Kafr Zeita sub-district towards Madiq Castle sub-district (310)** (Figures 10, 11). Simultaneously, **235 IDPs faced secondary displacement from Suran sub-district**, most commonly travelling areas in neighbouring Idlib governorate (175).

Figure 10: Reported arrivals to sub-districts (# IDPs)

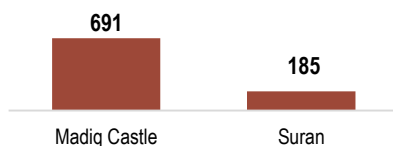


Figure 11: Five ISMI-covered communities receiving largest IDP arrivals (# IDPs)

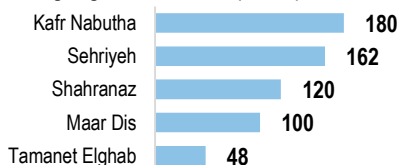
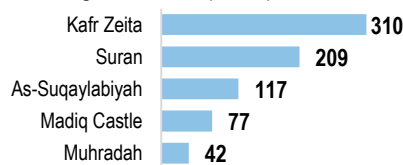


Figure 12: Five most common sub-districts of origin of arrivals<sup>3</sup> (# IDPs)



## Recorded IDP arrivals

- 876 IDPs

## % of arrivals from other governorates

- 0%

## Most common shelter of newly arrived IDPs

- Hosted accommodation (535 IDPs)
- Unfinished buildings (119 IDPs)

## Recorded IDP departures

- 295 IDPs

## % of departures to other governorates

- 59%

## Most common reasons for IDPs leaving Hama communities

- Escalation of conflict

## DEIR-EZ-ZOR GOVERNORATE

### Recorded IDP arrivals

- 162 IDPs

### % of arrivals from other governorates

- 75%

### Most common shelter of newly arrived IDPs

- Hosted accommodation (102 IDPs)
- Rented/owned housing (62 IDPs)

### Recorded IDP departures

- 0

### % of departures to other governorates

- NA

### Most common reasons for IDPs leaving Deir-ez-Zor communities

- NA

During the reporting period, **162 IDPs arrived to Western Gharibeh community** in Deir-ez-Zor's Sur sub-district (Figures 13, 14). These families were reportedly displaced from Deir-ez-Zor city (42) and Al-Hasakeh city (120). New arrivals were most commonly staying in hosted accommodation (102) and rented/owned housing (62).

No IDPs were recorded leaving ISMI-covered communities in Deir-ez-Zor this week.

Figure 13: Reported arrivals to sub-district (# IDPs)

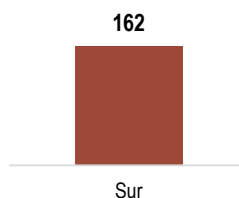


Figure 14: Five ISMI-covered communities receiving largest IDP arrivals (# IDPs)

Western Gharibeh 162

Figure 15: Five most common sub-districts of origin of arrivals<sup>3</sup> (# IDPs)

Al-Hasakeh 120  
Deir-ez-Zor 42

## HOMS GOVERNORATE

Ongoing clashes in the northern countryside of Homs governorate, as well as northern Hama governorate have caused displacements into **Taldu (80) and Homs sub-districts (60)** in the past week. These movements originated from Harbanifse (50), Ar-Rastan (40), Talbiseh (20) and Homs (18) sub-districts, as well as Hama sub-district (12) (Figure 18).

In total, **68 IDPs were recorded departing ISMI-covered communities**, 30 IDPs travelled to neighbouring Hama governorate while 18 were recorded travelling to Lebanon.

Figure 16: Reported arrivals to sub-district (# IDPs)



Figure 17: ISMI-covered communities receiving IDP arrivals (# IDPs)

Dar Kabira 60  
Burj Qaei 50  
Kafr Laha 30

Figure 18: Sub-district of origin of arrivals<sup>3</sup> (# IDPs)

Harbanifse 50  
Ar-Rastan 40  
Talbiseh 20  
Homs 18  
Hama 12

### Recorded IDP arrivals

- 140 IDPs

### % of arrivals from other governorates

- 44%

### Most common shelter of newly arrived IDPs

- Unfinished buildings (60 IDPs)
- Hosted accommodation (50 IDPs)

### Recorded IDP departures

- 68 IDPs

### % of departures to other governorates

- 26%

### Most common reasons for IDPs leaving Homs communities

- Reduced conflict in area of origin and loss of income

## ABOUT ISMI & THIS FACTSHEET

The **IDP Situation Monitoring Initiative (ISMI)** is an initiative of the Camp Coordination and Camp Management (CCCM) Cluster, implemented by REACH with the support of Syria Relief Network (SRN) and cluster members.

Following a baseline assessment conducted between 23 October and 21 November 2016, weekly data collection cycles have been initiated to provide regular updates on IDP movements. Based on 1,183 communities assessed in the governorates of Aleppo, Ar-Raqqa, Deir-ez-Zor, Hama, Homs and Idleb during the baseline, this factsheet presents a summary of reported inward and outward movements of IDPs in the 7 days preceding data collection. **From 5-11 December 2016, such displacements were reported in 104 out of all ISMI-covered communities.**

Displacement was identified through an extensive key informant (KI) network, either through alert initiated by KIs or follow-up by enumerators. A range of 2-3 KIs were interviewed in each community, while collected information was further triangulated through other sources, including CCCM member data and humanitarian updates. This approach allows for regular updates on IDP movements at a community level across ISMI coverage areas. As movement updates are limited to areas covered by ISMI, there are displacements that are not reported on here.

### An initiative of



Feedback: CCCM Cluster Northern Syria, Email:

[syria.cross.border.info@ccmcluster.org](mailto:syria.cross.border.info@ccmcluster.org)

Info:

<http://www.globalccmcluster.org>

<https://www.humanitarianresponse.info>

info

### Implemented by

