

Reported Top Needs

	Host Communities		Displaced	
	Female	Male	Female	Male
Education	7%	0%	27%	23%
Roads	21%	20%	0%	0%
Employment	5%	20%	7%	20%
Winterisation	0%	3%	20%	11%
Electricity	10%	20%	0%	0%
Food	0%	0%	7%	17%
Domestic Water	7%	17%	0%	0%
Shelter	2%	6%	12%	14%
Health	12%	3%	10%	6%
NFIs	0%	0%	10%	3%

Host

Displaced

Demographic Pressure

Top 3 reasons for moving in
Last 3 years

Safety concerns at last location

1

Safety concerns

N/A

2

More employment opportunities

N/A

3

Knew friends/family

100% of hosts reported significant population increase in the last 3 years

91% of displaced reported significant population increase in the last 6 months

Social Stability

Potential sources of tensions related to:
Lack of Social interaction

Lack of conflict mitigation mechanisms

Lack of confidence in institutions

Restrictions on displaced communities

Negative views of international actors

Social fragmentation

Host

Displaced

Reported issues causing community divisions

- Overstretched resources 1 Job shortages
- Overstretched public services 2 Housing shortages/rent increase
- Job shortages 3 Political affiliations

Income & Poverty

Main sources of income

- Informal commerce 1 Unskilled non-agricultural labour
- Formal commerce 2 Food vouchers
- Unskilled non-agricultural labour 3 Unskilled agricultural labour

Most common mode of employment

Regular

Irregular/temporary

Average monthly HH income

\$1144 as reported by respondents \$603

Reported changes in unemployment in last 3 years/6 months

Increased

Increased

Most Commonly Reported HH expenditures on basic food staples

71 - 80%

81 - 90%

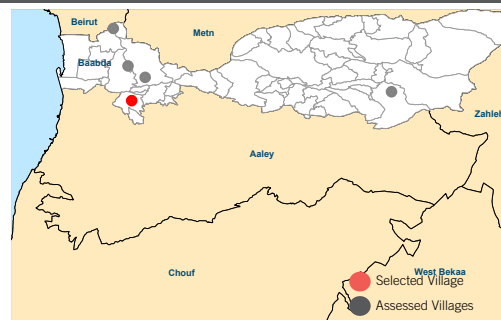
Most Commonly Reported HH expenditures on essential non-food items

11 - 20%

21 - 30%

Top coping mechanisms to cover cost of basic needs

- Credit 1 Credit
- Buy cheaper/lower quality food 2 Buy cheaper/lower quality food
- Borrow money/food 3 Borrow money/food

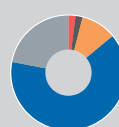


Host

Displaced

Shelter

Main types of accommodation reported



- Collective centre/shelter
- Factory/Warehouse
- Tent/Handmade shelter in settlement
- Garage/Shop/Worksite
- Homeless/No shelter
- Independent house/apartment
- One room structure
- Unfinished building

Kind of occupancy arrangement



- Owned apartment/house
- Unfurnished rental/Land
- Furnished rental
- Provided by employer
- Hosted
- Squatting
- Assistance/Charity

Average monthly household rent

\$387

\$265

Reported evictions



- Yes
- No
- Do not know

have heard reports of evictions

Electricity

Average hours of electricity reported per day

14h

17h

Average monthly HH expenditure reported

\$149

\$58

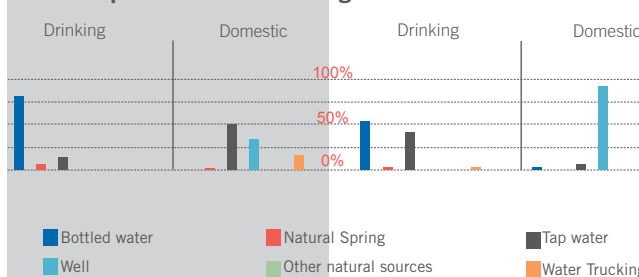
Main source of electricity

Public network

Public network

Water

Top sources for drinking and domestic water



Average monthly expenditure on drinking water per HH

\$37

\$42

Average monthly expenditure on domestic water per HH

\$26

\$14

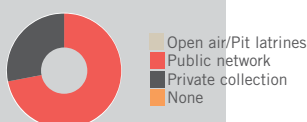


Host

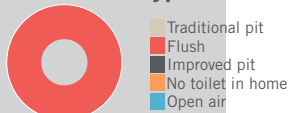
Displaced

Wastewater Management

Main wastewater systems



Types of toilets



Access to showering and washing facilities

100%

of respondents HH have access to showering and washing facilities

88%

Reported flooding or presence of stagnant water within community in the last 12 months

55%

reported flooding in immediate surroundings

16%



Solid Waste Management

Main type of solid waste disposal

Public collection

Private collection

In the last 3 months

Refuse/garbage

53%

of respondents reported noticeable excess refuse/garbage

21%

Presence of pests

58%

of respondents reported noticeable presence of flies, rodents, and insects

41%



Health

Most commonly reported child illnesses

Acute respiratory diseases 1 Acute respiratory diseases

Diarrhea 2 Diarrhea

N/A 3 Other stomach ailments

Top 3 challenges in accessing health services

Cost of health services 1 Cost of medicines

Cost of medicines 2 Cost of health services

Overcrowded health facilities 3 Discrimination

Participated in polio campaigns in last 3 months

75%

took their children to be vaccinated in polio campaign

62%

Reasons for not participating in polio campaigns



Host

Displaced

Education

Out of 32 caregivers 67% of caregivers reported children enrolled 2013-14

Out of 32 caregivers 15%

Out of 32 caregivers 67% of caregivers reported children enrolled 2014-15

Out of 32 caregivers 14%

Out of 8 adolescents N/A adolescents were enrolled 2013-14

Out of 9 adolescents N/A

Out of 8 adolescents N/A adolescents are enrolled 2014-15

Out of 9 adolescents N/A

Non-formal education opportunities

88%

reported there are no non-formal education opportunities

96%

Top reported challenges in accessing education

Cost of school fees 1 Cost of school supplies

Cost of school supplies 2 Cost of school fees

No affordable transportation 3 No registration papers



Children and Women

Birth registration

4%

respondents reported cases of unregistered births

15%

Vulnerable population groups living within community

Average reported proportion of

0%

Separated women

5%

4%

Widowed women

10%

0%

Unaccompanied children minors

0%

0%

Orphans

N/A

10%

Pregnant women

11%

0%

Girls married before 18

20%

Population groups engaged in income generation

Men (18+) 1 Men (18+)

Women (18+) 2 Male adolescents (12-17)

Male adolescents (12-17) 3 Women (18+)

Reasons why women may not be participating in the labor force

Household and child raising responsibilities 1 Household and child raising responsibilities

Traditional values/customs 2 Traditional values/customs

N/A 3 Safety concerns outside of home

Main activities for out of school boys under 18

Informal employment 1 Informal employment

Household chores/Child care 2 Household chores/Child care

N/A 3 N/A

Main activities for out of school girls under 18

Household chores/Child care 1 Household chores/Child care

Informal employment 2 Informal employment

N/A 3 Other

Cases of abuses and services

3%

of respondents heard of cases of abuse, exploitation or sexual violence in last 6 months

15%

0%

of respondents know of services available for women and children at risk or survivors of violence, abuse or exploitation

0%