

Iraq

Vulnerability Profiling of UNHCR Multi-Purpose Cash Recipients and Refugees

Kurdistan Region of Iraq

December 2017



UNHCR
The UN Refugee Agency

IMPACT

Shaping practices
Influencing policies
Impacting lives

VULNERABILITY PROFILING

This report has been drafted based on the declarations of MPCA beneficiaries. It aims at providing UNHCR an overview of their living conditions and main difficulties in the Kurdistan region of Iraq (KR-I). Thus, three indicators related to vulnerability profiling have been included:

1) Income vulnerability

According to a 2009 survey¹, which is the most recent comprehensive, government-led assessment of poverty in Iraq, poverty is defined as living on 76,896 IQD per person, per month. Income is defined as capital gained through productive means – therefore, debts and donations have not been included in this indicator. Using this as the baseline indicator of absolute poverty, income vulnerability thresholds were modeled based on those established by the regional vulnerability framework² and are illustrated in Table 1.

Limitations

This indicator does not account for difference in expenditures, or the real income needs of beneficiaries, nor does it account for accrued debt, donations, or remittances. Findings are based on reported incomes and household sizes, which could be misreported. Lastly, the poverty line referenced is from a survey that is eight years old, and therefore the study may no longer serve as an accurate benchmark for poverty.

2) Debt dependency

Debt dependency scores are based on dependencies self-identified by beneficiaries. IMPACT asked about how much debt beneficiaries had at the time of the cash distribution, and then to what extent they were dependent on this debt in the month prior to the distribution. Scorings were categorized as shown in Table 2.

Limitations

This indicator does not account for other vulnerabilities that may be related to this debt, such as difficulties related to the owner of the debt. It also does not account for income or expenditure.

3) Coping strategies

Scoring of coping strategies is based on the following categorisations shown in Table 3. These are also modeled on the regional vulnerability framework baseline survey. Findings present the percentage of beneficiaries who have reported using strategies that fall into each of these categories as their primary coping strategy.

Limitations

This methodology does not account for the extent to which families are dependent on each strategy. Ideally, coping strategies should always be seen in the wider context of each household; as such this ranking should be seen as indicative only.

Table 1: Income vulnerability scoring breakdown

Income per person per month (IQD)	Vulnerability score
129,186 or more	Low
76,897 - 129,185	Moderate
45,369 - 76,896	Absolute poverty
45,368 or less	Severe poverty

Table 2: Scoring of debt dependency as an indicator of vulnerability

To what extent were you dependent on loans in the month prior to receiving MPCA?	Scoring
I have no loans	Low dependency
I didn't use the loan money during that time.	
I had another source of income, but still had to use the loan money for some expenditures.	Moderate dependency
I had another source of income, but still had to use the loan money for about half of my expenditures.	
Loans were my main form of support, but I had some other income.	High dependency
Loans were my only form of support; I had no other income	Extreme dependency

Table 3: Scoring of coping strategies as indicators of vulnerability

Strategy used by household	Indicator	Vulnerability score
No strategies used	No strategies	Low
Usage of stress strategies	Received donations from relatives, the community or religious organization	Moderate
	Spent savings to purchase food or basic goods such as hygiene items, water, baby items	
	Bought commodities to meet basic needs on credit or borrowed money to purchase them	
Usage of crisis strategies = Directly reduce future productivity, including human capital formation	Limited portions at meal time	High
	Sought or relied on aid from humanitarian agencies	
	Skipped paying rent to meet other needs	
	Reduced essential non-food or basic need expenditures such as hygiene items, water, baby items etc	
Existence of emergency strategies = Affect future productivity and are more difficult to reverse, or more dramatic in nature including loss of human dignity	Sent children (under 18) to work	Severe
	Sold household items or assets (car, jewelry, sewing machine) in order to buy food or basic goods	
	Moved to a less adequate shelter situation	
	Restricted food consumption of adults in order for small children to eat	

¹ "Confronting Poverty in Iraq", Central Statistics Office of Iraq, 2009. <https://openknowledge.worldbank.org/handle/10986/2253>

² "Vulnerability Assessment Framework Baseline Survey", UNHCR Jordan, May 2015.

PROFILE OF IDP BENEFICIARIES OF MULTI-PURPOSE CASH ASSISTANCE



























	ERBIL	DOHUK ³	SULAYMANIYAH
INCOME VULNERABILITY OF ASSISTED BENEFICIARIES⁴			
Low	0%	-	9%
Moderate	27%	-	22%
Absolute Poverty	27%	-	20%
Severe Poverty	46%	-	49%
PRIMARY INCOME SOURCE OF ASSISTED BENEFICIARIES			
Daily Job	60%	-	57%
Government Salary	0%	-	28%
Friends' Support	40%	-	13%
Nothing	0%	-	0%
Other	0%	-	2%
PRIMARY COPING STRATEGY TYPES OF ASSISTED BENEFICIARIES			
None	0%	-	0%
Stress	55%	-	64%
Crisis	18%	-	33%
Emergency	27%	-	3%
DEBT DEPENDENCY OF ASSISTED BENEFICIARIES (IN IQD)			
Low	9%	-	17%
Moderate	36%	-	51%
High	37%	-	16%
Extreme	18%	-	16%
MEDIAN DEBT⁵			
	1,500,000	-	800,000
AVERAGE EXPENDITURE PER CAPITA			
	2,851,818	-	1,440,234

³ In December, there were no MPCA distribution to IDP beneficiaries in Dohuk.

⁴ The indicator is measured by calculating average income per capita of household. Subsequently, the calculated averages are allocated to one of the four vulnerability levels.










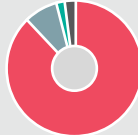














⁵ Median debt of total sample, including those that reported having no debt.

PROFILE OF IDP BENEFICIARIES OF MULTI-PURPOSE CASH ASSISTANCE

	ERBIL	DOHUK	SULAYMANIYAH
PRIMARY BASIC NEEDS			
 Rent Payments	9%	-	41%
 Employment	0%	-	5%
 Healthcare	91%	-	30%
 Food	0%	-	17%
 Other	0%	-	7%
			
			
ACCOMMODATION TYPE			
 Independent house/ apartment	82%	-	80%
 Unfinished shelter	18%	-	9%
 Hosted by relatives	0%	-	6%
 Hosted by non-relatives	0%	-	0%
 Collective house/ apartment	0%	-	3%
 Tent	0%	-	0%
 Caravan	0%	-	0%
 Garage or basement	0%	-	2%
 Collective centre	0%	-	0%
 Other	0%	-	0%
			
			
PERCENT OF MPCA BENEFICIARIES WITH ACCESS TO FUNCTIONAL LATRINE			
	100%	-	100%
PERCENT OF MPCA BENEFICIARIES SHARING LATRINE WITH ANOTHER HOUSEHOLD			
	9%	-	17%
HOURS OF ELECTRICITY PER DAY⁶			
 No electricity	0%	-	0%
 Less than 2 hours	0%	-	0%
 2-6 hours	9%	-	5%
 6-10 hours	9%	-	1%
 More than 10 hours	82%	-	94%
			
			

⁶ Respondents were asked if they had access to the electricity network, and if so, for how many hours.

PROFILE OF REFUGEE BENEFICIARIES OF MULTI-PURPOSE CASH ASSISTANCE

	ERBIL	DOHUK ⁷	SULAYMANIYAH
INCOME VULNERABILITY OF ASSISTED BENEFICIARIES			
Low	33% 	-	23% 
Moderate	27% 	-	28% 
Absolute Poverty	12% 	-	21% 
Severe Poverty	28% 	-	28% 
PRIMARY INCOME SOURCE OF ASSISTED BENEFICIARIES			
Daily Job	63% 	-	90% 
Friends' Support	37%	-	8%
Government Salary	0%	-	1%
Nothing	0%	-	0%
Other	0%	-	1%
PRIMARY COPING STRATEGY TYPES OF ASSISTED BENEFICIARIES			
None	0%	-	0%
Stress	64% 	-	49% 
Crisis	32% 	-	48% 
Emergency	4% 	-	3% 
DEBT DEPENDENCY OF ASSISTED BENEFICIARIES (IN IQD)			
Low	16% 	-	23% 
Moderate	46% 	-	53% 
High	11% 	-	10% 
Extreme	27% 	-	14% 
MEDIAN DEBT			
	1,000,000 IQD	-	620,000
AVERAGE EXPENDITURE PER CAPITA			
	1,569,122 IQD	-	1,182,056

⁷ In December, there were no MPCA distributions for refugee beneficiaries in Dohuk

PROFILE OF REFUGEE BENEFICIARIES OF MULTI-PURPOSE CASH ASSISTANCE

	ERBIL	DOHUK	SULAYMANIYAH
PRIMARY BASIC NEEDS			
Rent Payments	24%	-	36%
Employment	7%	-	13%
Healthcare	49%	-	21%
Food	12%	-	22%
Other	8%	-	8%
ACCOMMODATION TYPE			
Independent house/ apartment	82%	-	90%
Unfinished shelter	4%	-	4%
Hosted by relatives	10%	-	2%
Hosted by non-relatives	0%	-	0%
Collective house/ apartment	4%	-	1%
Tent	0%	-	1%
Caravan	0%	-	1%
Garage or basement	0%	-	1%
Collective centre	0%	-	0%
Other	0%	-	0%
PERCENT OF MPCA BENEFICIARIES WITH ACCESS TO FUNCTIONAL LATRINE			
	100%	-	100%
PERCENT OF MPCA BENEFICIARIES SHARING LATRINE WITH ANOTHER HOUSEHOLD			
	20%	-	11%
HOURS OF ELECTRICITY PER DAY			
No electricity	0%	-	0%
Less than 2 hours	0%	-	0%
2-6 hours	0%	-	1%
6-10 hours	3%	-	1%
More than 10 hours	97%	-	98%