



Introduction

This multi-sector needs assessment is part of a monthly data collection exercise which aims to gather information about needs and the humanitarian situation inside Syria. The factsheets present information collected in July 2017, referring to the situation in June 2017.

These factsheets present information at the community level* for four sub-districts in Quneitra governorate. Selected key indicators for the following sectors are included in the factsheets: displacement, shelter, NFIs, health, food security, WASH and education. The factsheets do not cover the entire range of indicators gathered in the questionnaire.

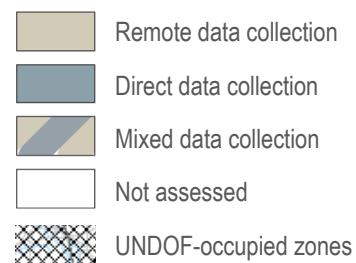
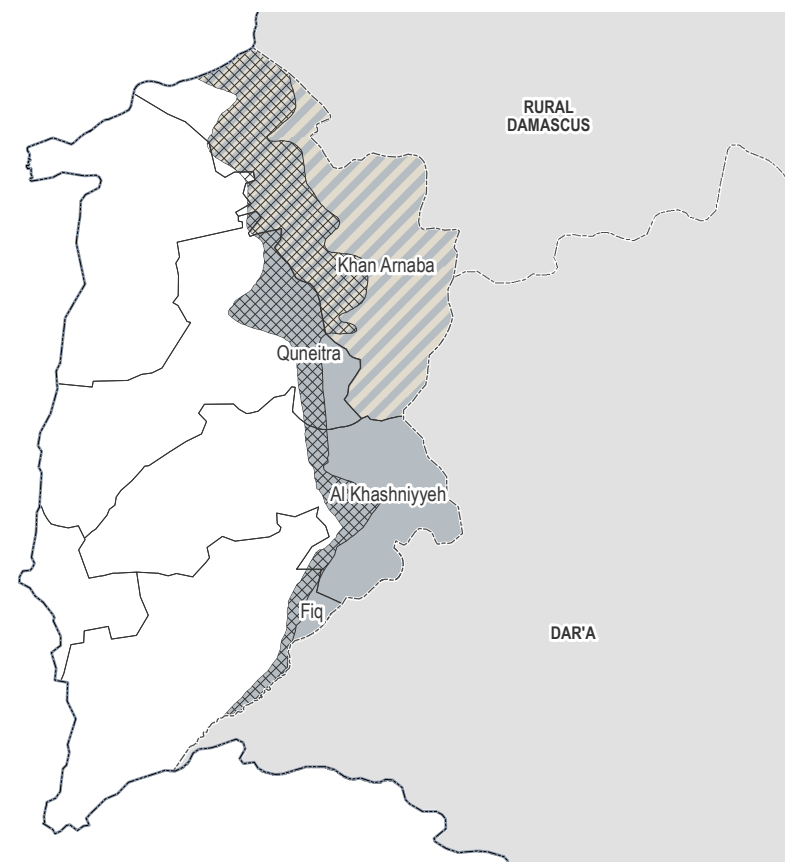
For full visualisation of all indicators collected, please see the SIMAWG Needs Identification Dynamic Reporting Tool, available here: <http://www.reach-info.org/syr/simawg/>.

Methodology and limitations

These findings are based on data collected both directly and remotely (in Jordan) from Key Informants residing in the communities assessed.

Information was collected from Key Informants in 26 communities in 4 sub-districts of Quneitra governorate. For each question asked, confidence levels are assigned based on the Key Informant's area of expertise and knowledge of the sector-specific situation.

For a full description of the methodology, please see the Terms of Reference, available on the [REACH Resource Centre](#).



PDF: click on a sub-district name to directly access the relevant factsheet

Al Khashniyyeh 1/3, Quneitra Governorate

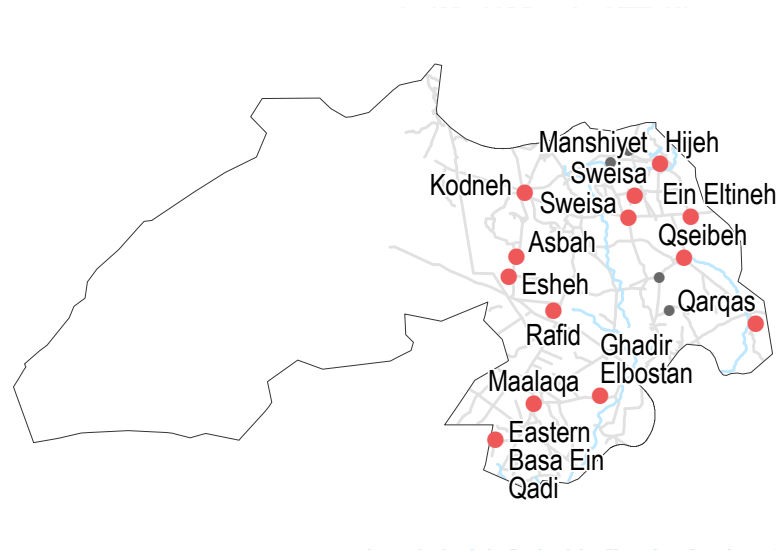
July 2017

Displacement

- % of pre-conflict population remaining
- % of population that are female
- % of female-headed households
- IDPs living in village
- New IDP arrivals
- Returnees

Community	% of pre-conflict population remaining	% of population that are female	% of female-headed households	IDPs living in village	New IDP arrivals	Returnees
Asbah	76-100%	26-50%	1-25%	Yes	No	No
Eastern Basa Ein Qadi	76-100%	51-75%	1-25%	Yes	No	No
Ein Eltineh	76-100%	51-75%	1-25%	Yes	No	No
Esheh	76-100%	26-50%	1-25%	Yes	No	No
Ghadir Elbostan	76-100%	51-75%	1-25%	Yes	No	No

• 13/13 communities assessed (8 communities are shown on the next two factsheets): Asbah, Eastern Basa Ein Qadi, Ein Eltineh, Esheh, Ghadir Elbostan



Shelter

- Independent apartment or house
- Shared apartment or house
- Unfinished apartment or house
- Tent
- Private space not for shelter
- Cave/natural shelter
- Collective public space not for shelter
- No IDPs
- No information
- Min - Max: rent paid per room (where known)

Community	Most common shelter	NDPs	IDPs
Asbah	Independent apartment or house	2000 - 2500 SYP	
Esheh	Independent apartment or house	5000 - 10000 SYP	
Eastern Basa Ein Qadi	Independent apartment or house	No info	
Ghadir Elbostan	Independent apartment or house	No info	
Ein Eltineh	No IDPs	3000 - 5000 SYP	

Livelihoods

Community	Most common source of income	Most common strategies used to cope with lack of income / resources
Asbah	Daily employment Business/trade	Borrowing from family/friends Reducing meal size
Eastern Basa Ein Qadi	Daily employment Business/trade	Borrowing from family/friends Reducing meal size
Ein Eltineh	Daily employment Farm owning	Borrowing from family/friends Reducing meal size
Esheh	Daily employment Business/trade	Borrowing from family/friends Reducing meal size
Ghadir Elbostan	Daily employment Business/trade	Borrowing from family/friends Skipping meals

NFIs

Community	Electricity source	Fuel Prices (SYP)*	NFI Prices (SYP)*
Asbah	B 8800 SYP, C NA, D 250 SYP, F NA	B, C, D, F	B 8800 SYP, C NA, D 250 SYP, F NA
Esheh	B 8900 SYP, C NA, D 225 SYP, F NA	B, C, D, F	B 8800 SYP, C NA, D 250 SYP, F NA
Eastern Basa Ein Qadi	B 8600 SYP, C NA, D 225 SYP, F NA	B, C, D, F	B 8800 SYP, C NA, D 250 SYP, F NA
Ein Eltineh	B 8800 SYP, C NA, D 250 SYP, F NA	B, C, D, F	B 8800 SYP, C NA, D 250 SYP, F NA

- Most common electricity source
- Main network
- Generator
- No source
- Solar alternative
- No information
- Fuel Prices (SYP)*
- B** Butane (cannister)
- C** Coal (1kg)
- D** Diesel (1 litre)
- F** Firewood (tonne)
- NFI Prices (SYP)*
- Cement (50kg)
- Floor mat (3*4m)
- Plastic tarpaulin (1m²)
- Tent (5 persons)
- NA: not available for purchase

Community	Most common strategies used to cope with a lack of fuel
Asbah	Burning productive assets Burning plastics
Eastern Basa Ein Qadi	Burning productive assets Burning plastics
Esheh	Burning productive assets
Ein Eltineh	Burning productive assets Burning plastics
Ghadir Elbostan	Burning productive assets

Al Khashniyyeh 1/3, Quneitra Governorate

July 2017

WASH

- Most common water source**
- Water is safe to drink
 - Water tastes/smells bad
 - People sick after drinking
 - No information
- Sufficiency of available water to meet household needs**
- Sufficient
 - Insufficient
 - No information
- Most common method of garbage disposal**
- Left in street / public area
 - Private paid collection
 - Buried / burned

Asbah

- Water trucking
- Private paid collection

Eastern Basa Ein Qadi

- Water trucking
- Left in street / public area

Ein Eltineh

- Water trucking
- Left in street / public area

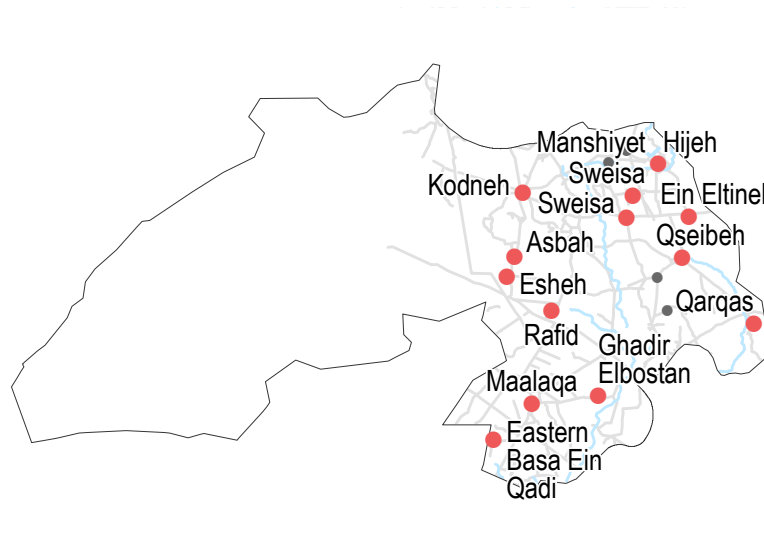
Esheh

- Water trucking
- Private paid collection

Ghadir Elbostan

- Water trucking
- Buried / burned

13/13 communities assessed (8 communities are shown on the next two factsheets): Asbah, Eastern Basa Ein Qadi, Ein Eltineh, Esheh, Ghadir Elbostan



Education

- Status of primary schools in village**
- Functioning
 - Not functioning
 - Not available
 - No information
- Barriers to accessing education services**
- Services are too far

Ein Eltineh

Most children accessed education

Esheh

Services are too far

Asbah

Most children accessed education

Ghadir Elbostan

Services are too far

Eastern Basa Ein Qadi

Services are too far

Health

Most common health problems

Most common barriers to accessing healthcare

Asbah

Injuries

No facilities in the area
Services are too expensive

Eastern Basa Ein Qadi

Injuries
Severe diseases affecting those aged less than 5

No facilities in the area
Lack of transportation

Ein Eltineh

Injuries
Fever

No difficulties reported

Esheh

Injuries

No difficulties reported

Ghadir Elbostan

Injuries
Severe diseases affecting those aged less than 5

No difficulties reported

Food Security

Asbah

- Bread: no info
- Rice: 600 SYP
- Lentils: 350 SYP
- Sugar: 400 SYP
- Cooking oil: 800 SYP

Public bakeries

Flour too expensive

Private bakeries unavailable

Eastern Basa Ein Qadi

- Bread: no info
- Rice: 650 SYP
- Lentils: 300 SYP
- Sugar: 2000 SYP
- Cooking oil: 800 SYP

Public bakeries

Flour too expensive

Private bakeries unavailable

Ein Eltineh

- Bread: no info
- Rice: 650 SYP
- Lentils: 350 SYP
- Sugar: 450 SYP
- Cooking oil: 800 SYP

Public bakeries

Flour too expensive

Private bakeries unavailable

Esheh

- Bread: no info
- Rice: 700 SYP
- Lentils: 225 SYP
- Sugar: 450 SYP
- Cooking oil: 800 SYP

Public bakeries

No difficulties reported

Private bakeries unavailable

Ghadir Elbostan

- Bread: no info
- Rice: 650 SYP
- Lentils: 150 SYP
- Sugar: 450 SYP
- Cooking oil: 800 SYP

Public bakeries

Flour too expensive

Private bakeries unavailable

Main challenges to obtaining food

- No challenges
- Some foods unavailable
- Local production decreased
- Lack of access to markets
- Some foods expensive
- Lack of resources to buy food
- Lack of access to fuel
- Cooking fuel unavailable
- No information

Bread (public): 1 pack
Rice: 1kg
Lentils: 1kg
Sugar: 1kg
Cooking oil: 1 litre

Access to bread

- Most common source of bread
- Most common barriers to accessing bread
- Number of days, per month, where bread from private bakeries was unavailable

Al Khashniyyeh 2/3, Quneitra Governorate

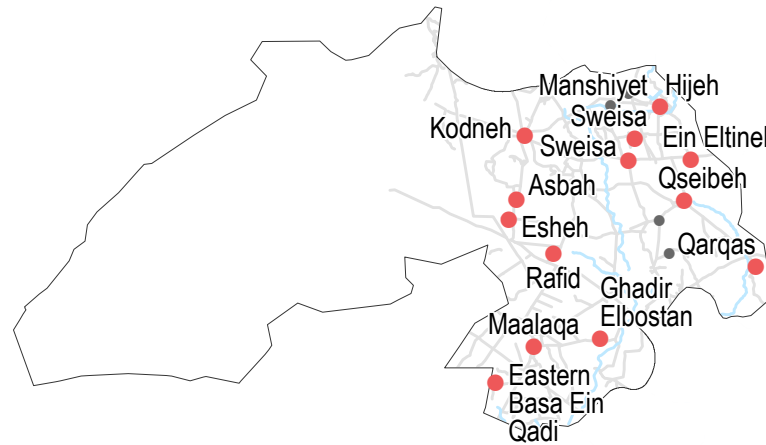
July 2017

Displacement

- % of pre-conflict population remaining
- % of population that are female
- % of female-headed households
- IDPs living in village
- New IDP arrivals
- Returnees

Community	% of pre-conflict population remaining	% of population that are female	% of female-headed households	IDPs living in village	New IDP arrivals	Returnees
Hijeh	76-100%	51-75%	1-25%	Yes	No	No
Kodneh	26-50%	51-75%	1-25%	Yes	No	No
Maalaqa	51-75%	26-50%	1-25%	Yes	Yes	No
Manshiyet Sweisa	76-100%	51-75%	1-25%	Yes	No	No
Qarqas	76-100%	51-75%	1-25%	Yes	Yes	No

• 13/13 communities assessed (5 communities are shown on the previous factsheet, 3 communities are shown on the next factsheet): Hijeh, Kodneh, Maalaqa, Manshiyet Sweisa, Qarqas



NFIs

Community	B	C	D	F
Hijeh	B 8800 SYP	C NA	D 250 SYP	F NA
Manshiyet Sweisa	B 8700 SYP	C NA	D 250 SYP	F NA
Kodneh	B 8850 SYP	C NA	D 250 SYP	F NA
Maalaqa	B 8800 SYP	C NA	D 300 SYP	F NA

- Most common electricity source
- Main network
 - Generator
 - No source
 - Solar alternative
 - No information
- Fuel Prices (SYP)*
- B** Butane (cannister)
 - C** Coal (1kg)
 - D** Diesel (1 litre)
 - F** Firewood (tonne)
- NFI Prices (SYP)*
- Cement (50kg)
 - Floor mat (3*4m)
 - Plastic tarpaulin (1m²)
 - Tent (5 persons)
- NA: not available for purchase

Shelter

- Most common shelter
- Independent apartment or house
 - Shared apartment or house
 - Unfinished apartment or house
 - Tent
 - Private space not for shelter
 - Cave/natural shelter
 - Collective public space not for shelter
 - No IDPs
 - No information
- Min - Max: rent paid per room (where known)

Community	NDPs	IDPs
Hijeh		
Manshiyet Sweisa		
Kodneh		
Qarqas		
Maalaqa		

Livelihoods

Community	Most common source of income	Most common strategies used to cope with lack of income / resources
Hijeh	Daily employment Business/trade	Borrowing from family/friends Skipping meals
Kodneh	Daily employment Business/trade	Borrowing from family/friends Skipping meals
Maalaqa	Business / trade	Borrowing from family/friends
Manshiyet Sweisa	Daily employment Farm owning Business/trade	Children sent to work/beg Borrowing from family/friends Skipping meals
Qarqas	Daily employment Farm owning Business/trade	Children sent to work/beg Reducing meal size

Community	Most common strategies used to cope with a lack of fuel
Hijeh	Burning productive assets
Kodneh	Cutting trees Burning productive assets
Manshiyet Sweisa	Burning productive assets Burning plastics
Maalaqa	Burning plastics
Qarqas	Burning productive assets

Al Khashniyyeh 2/3, Quneitra Governorate

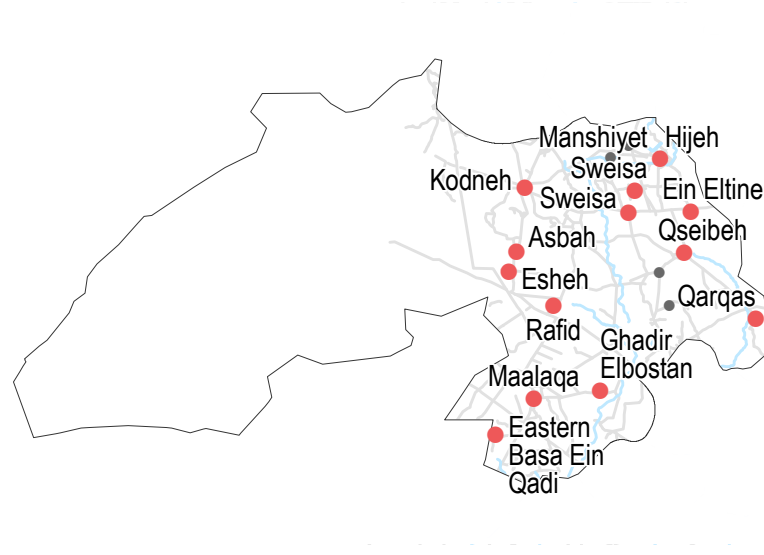
July 2017

WASH

- Most common water source**
- Water is safe to drink
 - Water tastes/smells bad
 - People sick after drinking
 - No information
- Sufficiency of available water to meet household needs**
- Sufficient
 - Insufficient
 - No information
- Most common method of garbage disposal**
- Left in street / public area
 - Buried / burned
 - Private paid collection

- Hijeh**
- Network
 - Left in street / public area
- Kodneh**
- Water trucking
 - Buried / burned
- Maalaqa**
- Water trucking
 - Left in street / public area
- Manshiyet Sweisa**
- Water trucking
 - Buried / burned
- Qarqas**
- Water trucking
 - Private paid collection

13/13 communities assessed (5 communities are shown on the previous factsheet, 3 communities are shown on the next factsheet): Hijeh, Kodneh, Maalaqa, Manshiyet Sweisa, Qarqas



Education

- Status of primary schools in village**
- Functioning
 - Not functioning
 - Not available
 - No information
- Barriers to accessing education services**
- Most children accessed education

- Maalaqa**
- Most children accessed education
- Manshiyet Sweisa**
- Most children accessed education
- Hijeh**
- Most children accessed education
- Qarqas**
- Most children accessed education
- Kodneh**
- Most children accessed education

Health

	Most common health problems	Most common barriers to accessing healthcare
Hijeh	Injuries Severe diseases affecting those aged less than 5	No facilities in the area Lack of transportation
Kodneh	Injuries Fever	No difficulties reported
Maalaqa	Diarrhoea	No facilities in the area
Manshiyet Sweisa	Diarrhoea Injuries Fever	No difficulties reported
Qarqas	Injuries Severe diseases affecting those aged less than 5	No difficulties reported

Food Security

- Hijeh**
- Bread: no info
 - Rice: 650 SYP
 - Lentils: 350 SYP
 - Sugar: 2250 SYP
 - Cooking oil: 800 SYP
- Public bakeries
 - Wheat not always available
 - Flour not always available
 - Private bakeries unavailable
- Kodneh**
- Bread: no info
 - Rice: 700 SYP
 - Lentils: 300 SYP
 - Sugar: 450 SYP
 - Cooking oil: 800 SYP
- Public bakeries
 - Flour too expensive
 - Private bakeries unavailable
- Maalaqa**
- Bread: no info
 - Rice: 600 SYP
 - Lentils: 325 SYP
 - Sugar: 375 SYP
 - Cooking oil: 800 SYP
- Private bakeries
 - Flour not always available
 - 1 to 10
- Manshiyet Sweisa**
- Bread: no info
 - Rice: 600 SYP
 - Lentils: 325 SYP
 - Sugar: 450 SYP
 - Cooking oil: 800 SYP
- Public bakeries
 - Flour too expensive
 - Private bakeries unavailable
- Qarqas**
- Bread: no info
 - Rice: 700 SYP
 - Lentils: 300 SYP
 - Sugar: 2000 SYP
 - Cooking oil: 800 SYP
- Public bakeries
 - High price of electricity/fuel
 - Flour not always available
 - Private bakeries unavailable

- Main challenges to obtaining food**
- No challenges
 - Some foods unavailable
 - Local production decreased
 - Lack of access to markets
 - Some foods expensive
 - Lack of resources to buy food
 - Lack of access to fuel
 - Cooking fuel unavailable
 - No information
- Bread (public): 1 pack**
- Rice: 1kg**
- Lentils: 1kg**
- Sugar: 1kg**
- Cooking oil: 1 litre**
- Access to bread**
- Most common source of bread
 - Most common barriers to accessing bread
 - Number of days, per month, where bread from private bakeries was unavailable

Al Khashniyyeh 3/3, Quneitra Governorate

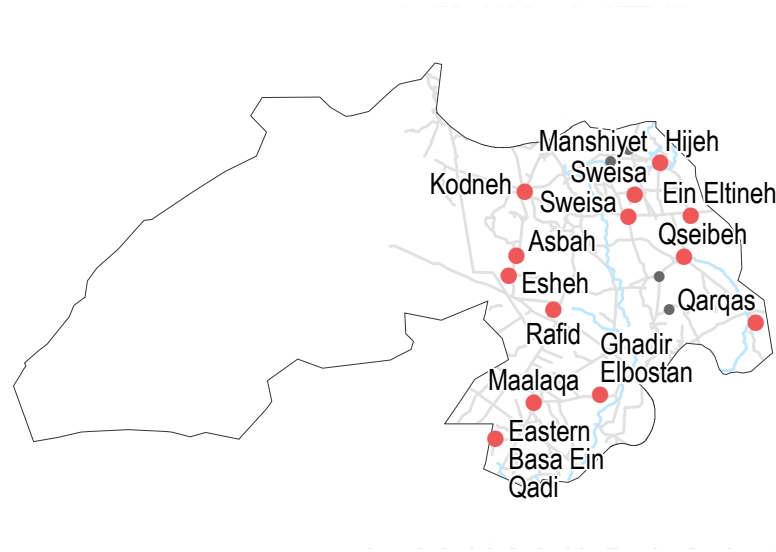
July 2017

Displacement

- % of pre-conflict population remaining
- % of population that are female
- % of female-headed households
- IDPs living in village
- New IDP arrivals
- Returnees

Qseibeh		
26-50%	26-50%	1-25%
Yes	No	No
Rafid		
76-100%	51-75%	1-25%
Yes	Yes	No
Sweisa		
76-100%	51-75%	1-25%
Yes	No	No

• 13/13 communities assessed (10 communities are shown on the previous two factsheets): Qseibeh, Rafid, Sweisa



Shelter

- Independent apartment or house
- Shared apartment or house
- Unfinished apartment or house
- Tent
- Private space not for shelter
- Cave/natural shelter
- Collective public space not for shelter
- No IDPs
- No information
- Min - Max: rent paid per room (where known)

Qseibeh	
NDPs	IDPs
7000 - 10000 SYP	
Rafid	
NDPs	IDPs
2500 - 5000 SYP	
Sweisa	
NDPs	IDPs
No info	

Livelihoods

- Most common source of income
- Most common strategies used to cope with lack of income / resources

Community	Most common source of income	Most common strategies used to cope with lack of income / resources
Qseibeh	Daily employment Support from family/friends Remittances	No info
Rafid	Daily employment Farm owning Business/trade	Borrowing from family/friends Skipping meals
Sweisa	Daily employment Business/trade	Borrowing from family/friends Skipping meals

NFIs

Qseibeh

B 9500 SYP	3000 SYP
C 550 SYP	NA
D 250 SYP	NA
F NA	NA

Rafid

B 8800 SYP	NA
C NA	NA
D 250 SYP	NA
F NA	NA

Sweisa

B 8800 SYP	NA
C NA	NA
D 250 SYP	NA
F NA	NA

- Most common electricity source
- Main network
- Generator
- No source
- Solar alternative
- No information

- Fuel Prices (SYP)*
- B** Butane (cannister)
- C** Coal (1kg)
- D** Diesel (1 litre)
- F** Firewood (tonne)

- NFI Prices (SYP)*
- Cement (50kg)
- Floor mat (3*4m)
- Plastic tarpaulin (1m²)
- Tent (5 persons)
- NA: not available for purchase

Qseibeh

No lack of fuel

Rafid

Burning productive assets
Burning plastics

Sweisa

Burning productive assets
Burning plastics

Most common strategies used to cope with a lack of fuel

Al Khashniyyeh 3/3, Quneitra Governorate

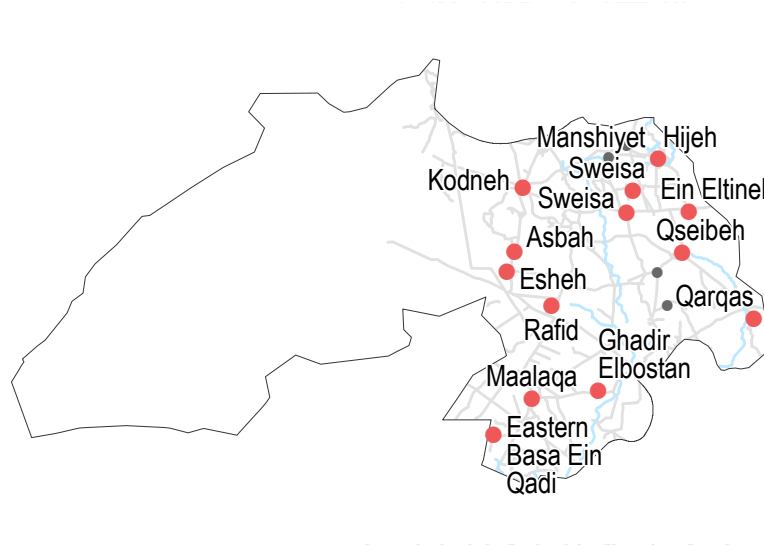
July 2017

WASH

- Most common water source**
- Water is safe to drink
 - Water tastes/smells bad
 - People sick after drinking
 - No information
- Sufficiency of available water to meet household needs**
- Sufficient
 - Insufficient
 - No information
- Most common method of garbage disposal**
- Buried / burned

- Qseibeh**
- Closed well
 - Public free collection
- Rafid**
- Water trucking
 - Private paid collection
- Sweisa**
- Water trucking
 - Buried / burned

• 13/13 communities assessed (10 communities are shown on the previous two factsheets): Qseibeh, Rafid, Sweisa



Food Security

Qseibeh

- Private bakeries
- Flour not always available
- 1 to 10

Rafid

- Public bakeries
- Flour too expensive
- Private bakeries unavailable

Sweisa

- Public bakeries
- Flour too expensive
- Private bakeries unavailable

Main challenges to obtaining food

- No challenges
- Some foods unavailable
- Local production decreased
- Lack of access to markets
- Some foods expensive
- Lack of resources to buy food
- Lack of access to fuel
- Cooking fuel unavailable
- No information

Bread (public): 1 pack
Rice: 1kg
Lentils: 1 kg
Sugar: 1kg
Cooking oil: 1 litre

Access to bread

- Most common source of bread
- Most common barriers to accessing bread
- Number of days, per month, where bread from private bakeries was unavailable

Education

- Status of primary schools in village**
- Functioning
 - Not functioning
 - Not available
 - No information
- Barriers to accessing education services**

Sweisa
Most children accessed education

Qseibeh
Most children accessed education

Rafid
Most children accessed education

Health

- Most common health problems: Communicable diseases
- Most common barriers to accessing healthcare: No difficulties reported

Community	Most common health problems	Most common barriers to accessing healthcare
Qseibeh	Injuries	No difficulties reported
Rafid	Severe diseases affecting those aged less than 5	No difficulties reported
Sweisa	Injuries Fever	No difficulties reported

Fiq, Quneitra Governorate

July 2017

Displacement

- % of pre-conflict population remaining
- % of population that are female
- % of female-headed households
- IDPs living in village
- New IDP arrivals
- Returnees

Razaniyet Saida

- 76-100% 51-75% 1-25%
- Yes Yes No

Sayda

- 26-50% 26-50% 1-25%
- Yes No info No

• 2/2 communities assessed : Razaniyet Saida, Sayda



Shelter

- Independent apartment or house
 - Shared apartment or house
 - Unfinished apartment or house
 - Tent
 - Private space not for shelter
 - Cave/natural shelter
 - Collective public space not for shelter
 - No IDPs
 - No information
- Min - Max: rent paid per room (where known)

Razaniyet Saida

- NDPs
- IDPs
- No info

Sayda

- NDPs
- IDPs
- No info

Livelihoods

Most common source of income

Most common strategies used to cope with lack of income / resources

Razaniyet Saida

Daily employment
Business/trade

Borrowing from family/friends
Skipping meals

Sayda

Daily employment
Business/trade
Remittances

Children sent to work/beg
Taking loans/buying on credit
Borrowing from family/friends

NFIs

Razaniyet Saida

- B** 8700 SYP NA
- C** NA NA
- D** 225 SYP NA
- F** NA NA

Sayda

- B** 8500 SYP 2750 SYP
- C** 400 SYP 11000 SYP
- D** 230 SYP 1600 SYP
- F** 60000 SYP 73000 SYP

Most common electricity source

- Main network
- Generator
- No source
- Solar alternative
- No information

Fuel Prices (SYP)*

- B** Butane (cannister)
- C** Coal (1kg)
- D** Diesel (1 litre)
- F** Firewood (tonne)

NFI Prices (SYP)*

- Cement (50kg)
- Floor mat (3*4m)
- Plastic tarpaulin (1m²)
- Tent (5 persons)

NA: not available for purchase

Razaniyet Saida

Burning productive assets
Burning plastics

Sayda

No lack of fuel

Most common strategies used to cope with a lack of fuel

Fiq, Quneitra Governorate

July 2017

WASH

- Most common water source
- Status of water source
 - Water is safe to drink
 - Water tastes/smells bad
 - People sick after drinking
- No information
- Sufficiency of available water to meet household needs
 - Sufficient
 - Insufficient
- No information
- Most common method of garbage disposal

Razaniyet Saida

- Water trucking
- Buried / burned

Sayda

- Water trucking
- Private paid collection

• 2/2 communities assessed : Razaniyet Saida, Sayda



Food Security

Razaniyet Saida

- Bread: no info
- Rice: 650 SYP
- Lentils: 350 SYP
- Sugar: 450 SYP
- Cooking oil: 800 SYP
- Public bakeries
- Flour too expensive
- Private bakeries unavailable

Sayda

- Bread: no info
- Rice: 600 SYP
- Lentils: 370 SYP
- Sugar: 350 SYP
- Cooking oil: 700 SYP
- Private bakeries
- No difficulties reported

Main challenges to obtaining food

- No challenges
- Some foods unavailable
- Local production decreased
- Lack of access to markets
- Some foods expensive
- Lack of resources to buy food
- Lack of access to fuel
- Cooking fuel unavailable
- No information
- Bread (public): 1 pack
- Rice: 1kg
- Lentils: 1kg
- Sugar: 1kg
- Cooking oil: 1 litre

Access to bread

- Most common source of bread
- Most common barriers to accessing bread
- Number of days, per month, where bread from private bakeries was unavailable

Education

- Status of primary schools in village
 - Functioning
 - Not functioning
 - Not available
- No information
- Barriers to accessing education services

Razaniyet Saida

Services are too far

Sayda

Most children accessed education

Health

Most common health problems

Razaniyet Saida

- Injuries
- Fever

Most common barriers to accessing healthcare

Sayda

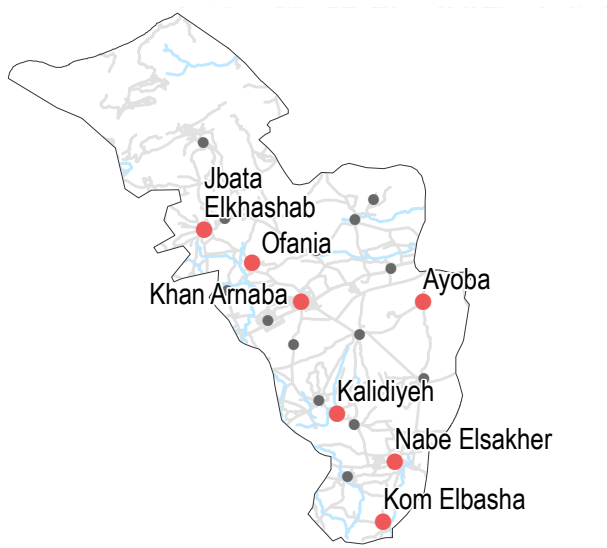
- No facilities in the area
- Lack of transportation
- Disabilities
- Communicable diseases
- Chronic diseases
- Security concerns around travel
- Disability/Injuries/Illness
- Security concerns around entering facilities

Displacement

- % of pre-conflict population remaining
- % of population that are female
- % of female-headed households
- IDPs living in village
- New IDP arrivals
- Returnees

Community	% of pre-conflict population remaining	% of population that are female	% of female-headed households	IDPs living in village	New IDP arrivals	Returnees
Ayoba	26-50%	26-50%	1-25%	Yes	No	No
Jbata Elkhashab	26-50%	26-50%	1-25%	Yes	No	No
Kalidiyeh	1-25%	26-50%	1-25%	Yes	No info	No
Khan Arnaba	51-75%	26-50%	1-25%	Yes	No	No
Kom Elbasha	26-50%	26-50%	1-25%	Yes	No	No

• 7/17 communities assessed (2 communities are shown on the next factsheet): Ayoba, Jbata Elkhashab, Kalidiyeh, Khan Arnaba, Kom Elbasha



Shelter

- Independent apartment or house
- Shared apartment or house
- Unfinished apartment or house
- Tent
- Private space not for shelter
- Cave/natural shelter
- Collective public space not for shelter
- No IDPs
- No information
- Min - Max: rent paid per room (where known)

Community	Most common shelter	NDPs	IDPs
Ayoba	Independent apartment or house	10000	15000 SYP
Khan Arnaba	Independent apartment or house	7000	12000 SYP
Jbata Elkhashab	Unfinished apartment or house	No info	No info
Kom Elbasha	Unfinished apartment or house	No info	No info
Kalidiyeh	No IDPs	No info	No info

Livelihoods

- Most common source of income
- Most common strategies used to cope with lack of income / resources

Community	Most common source of income	Most common strategies used to cope with lack of income / resources
Ayoba	Stable employment Support from family/friends	Children sent to work/beg Borrowing from family/friends
Jbata Elkhashab	Business / trade	Borrowing from family/friends
Kalidiyeh	Business / trade	Borrowing from family/friends
Khan Arnaba	Stable employment Support from family/friends Savings	Borrowing from family/friends
Kom Elbasha	Business / trade	Borrowing from family/friends

NFIs

Community	Electricity source	Fuel Prices (SYP)*	NFI Prices (SYP)*
Ayoba	B 2500 SYP C 450 SYP D 175 SYP F NA	B 2500 SYP C 450 SYP D 175 SYP F NA	B NA C NA D 250 SYP F NA
Khan Arnaba	B 2500 SYP C 450 SYP D 175 SYP F NA	B 2500 SYP C 11000 SYP D 4000 SYP F NA	B 9500 SYP C NA D 250 SYP F NA
Jbata Elkhashab	B 9700 SYP C NA D 275 SYP F NA	B NA C NA D NA F NA	B NA C NA D 250 SYP F NA
Kalidiyeh	B NA C NA D 250 SYP F NA	B NA C NA D NA F NA	B NA C NA D 250 SYP F NA

- Most common electricity source
- Main network
- Generator
- No source
- Solar alternative
- No information
- Fuel Prices (SYP)*
- B** Butane (cannister)
- C** Coal (1kg)
- D** Diesel (1 litre)
- F** Firewood (tonne)
- NFI Prices (SYP)*
- Cement (50kg)
- Floor mat (3*4m)
- Plastic tarpaulin (1m²)
- Tent (5 persons)
- NA: not available for purchase

Community	Most common strategies used to cope with a lack of fuel
Ayoba	No lack of fuel
Jbata Elkhashab	No lack of fuel
Khan Arnaba	No lack of fuel
Kalidiyeh	No info
Kom Elbasha	No lack of fuel

WASH

- Most common water source**
- Status of water source**
- Water is safe to drink
 - Water tastes/smells bad
 - People sick after drinking
 - No information
- Sufficiency of available water to meet household needs**
- Sufficient
 - Insufficient
 - No information
- Most common method of garbage disposal**

Ayoba

- Network
- Disposed at designated site

Jbata Elkhashab

- Open well
- Buried / burned

Kalidiyeh

- Water trucking
- Buried / burned

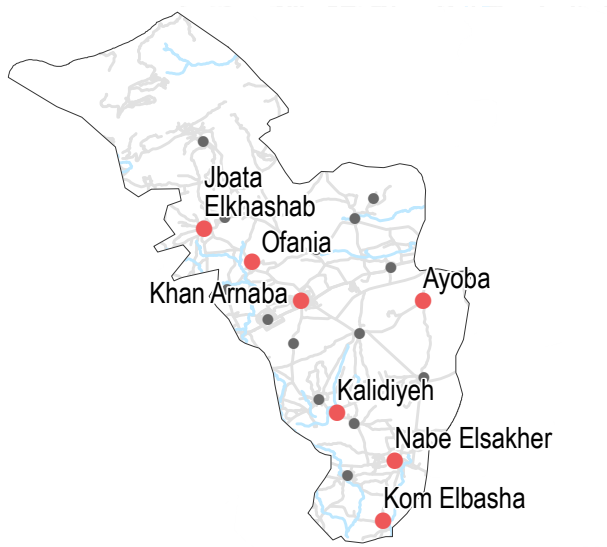
Khan Arnaba

- Network
- Disposed at designated site

Kom Elbasha

- Closed well
- Private paid collection

• 7/17 communities assessed (2 communities are shown on the next factsheet): Ayoba, Jbata Elkhashab, Kalidiyeh, Khan Arnaba, Kom Elbasha



Education

- Status of primary schools in village**
- Functioning
 - Not functioning
 - Not available
 - No information
- Barriers to accessing education services**

Kalidiyeh

Some facilities destroyed

Khan Arnaba

Most children accessed education

Kom Elbasha

Most children accessed education

Ayoba

Most children accessed education

Jbata Elkhashab

Some facilities destroyed

Health

Most common health problems

Most common barriers to accessing healthcare

Ayoba

Diarrhoea
Acute respiratory infections

No difficulties reported

Jbata Elkhashab

Injuries
Severe diseases affecting those aged less than 5

No facilities in the area

Kalidiyeh

Communicable diseases
Chronic diseases

No facilities in the area

Khan Arnaba

Diarrhoea
Acute respiratory infections

No difficulties reported

Kom Elbasha

Chronic diseases

No difficulties reported

Food Security

Ayoba

- Bread: 75 SYP
- Rice: 550 SYP
- Lentils: 350 SYP
- Sugar: 400 SYP
- Cooking oil: 750 SYP
- Public bakeries
- No difficulties reported
- Private bakeries unavailable

Jbata Elkhashab

- Bread: no info
- Rice: 550 SYP
- Lentils: 350 SYP
- Sugar: 400 SYP
- Cooking oil: 850 SYP
- Private bakeries
- No difficulties reported
- 0

Kalidiyeh

- Bread: no info
- Rice: 550 SYP
- Lentils: 350 SYP
- Sugar: 375 SYP
- Cooking oil: 800 SYP
- Private bakeries
- Flour not always available
- 11 to 20

Khan Arnaba

- Bread: 75 SYP
- Rice: 550 SYP
- Lentils: 350 SYP
- Sugar: 400 SYP
- Cooking oil: 750 SYP
- Public bakeries
- No difficulties reported
- Private bakeries unavailable

Kom Elbasha

- Bread: no info
- Rice: 550 SYP
- Lentils: 350 SYP
- Sugar: 375 SYP
- Cooking oil: 850 SYP
- Private bakeries
- Flour not always available
- 1 to 10

Main challenges to obtaining food

- No challenges
- Some foods unavailable
- Local production decreased
- Lack of access to markets
- Some foods expensive
- Lack of resources to buy food
- Lack of access to fuel
- Cooking fuel unavailable
- No information

Bread (public): 1 pack
Rice: 1kg
Lentils: 1 kg
Sugar: 1kg
Cooking oil: 1 litre

Access to bread

Most common source of bread

Most common barriers to accessing bread

Number of days, per month, where bread from private bakeries was unavailable

Khan Arnaba 2/2, Quneitra Governorate

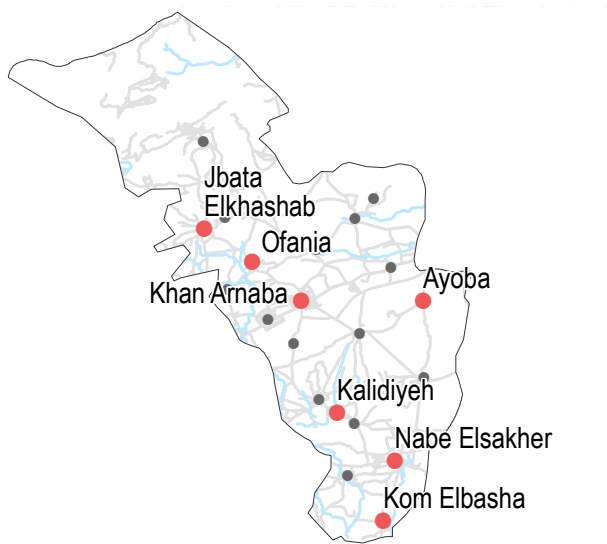
July 2017

Displacement

- % of pre-conflict population remaining
- % of population that are female
- % of female-headed households
- IDPs living in village
- New IDP arrivals
- Returnees

Nabe Elsakher		
26-50%	51-75%	1-25%
Yes	No	No
Ofanía		
1-25%	26-50%	1-25%
Yes	No info	No

• 7/17 communities assessed (5 communities are shown on the previous factsheet): Nabe Elsakher, Ofania



NFIs

Nabe Elsakher	
B 8800 SYP	NA
C NA	NA
D 250 SYP	NA
F NA	NA
Ofanía	
B NA	NA
C NA	NA
D NA	NA
F NA	NA

- Most common electricity source
- Main network
 - Generator
 - No source
 - Solar alternative
 - No information

- Fuel Prices (SYP)*
- B** Butane (cannister)
 - C** Coal (1kg)
 - D** Diesel (1 litre)
 - F** Firewood (tonne)
- NFI Prices (SYP)*
- Cement (50kg)
 - Floor mat (3*4m)
 - Plastic tarpaulin (1m²)
 - Tent (5 persons)
- NA: not available for purchase

Shelter

- Most common shelter
- Independent apartment or house
 - Shared apartment or house
 - Unfinished apartment or house
 - Tent
 - Private space not for shelter
 - Cave/natural shelter
 - Collective public space not for shelter
 - No IDPs
 - No information
- Min - Max: rent paid per room (where known)

Nabe Elsakher	
NDPs	IDPs
No info	
Ofanía	
NDPs	IDPs
No info	

Livelihoods

	Most common source of income	Most common strategies used to cope with lack of income / resources
Nabe Elsakher	Daily employment Business/trade	Borrowing from family/friends Selling household assets Reducing meal size
Ofanía	Business / trade	Borrowing from family/friends Skipping meals

- Nabe Elsakher**
- Burning productive assets
 - Burning plastics
- Ofanía**
- Cutting trees
 - Burning plastics

- Most common strategies used to cope with a lack of fuel

WASH

- Most common water source**
- Water is safe to drink
 - Water tastes/smells bad
 - People sick after drinking
 - No information
- Sufficiency of available water to meet household needs**
- Sufficient
 - Insufficient
 - No information
- Most common method of garbage disposal**
- Buried / burned
 - Left in street / public area

Nabe Elsakher

Water trucking

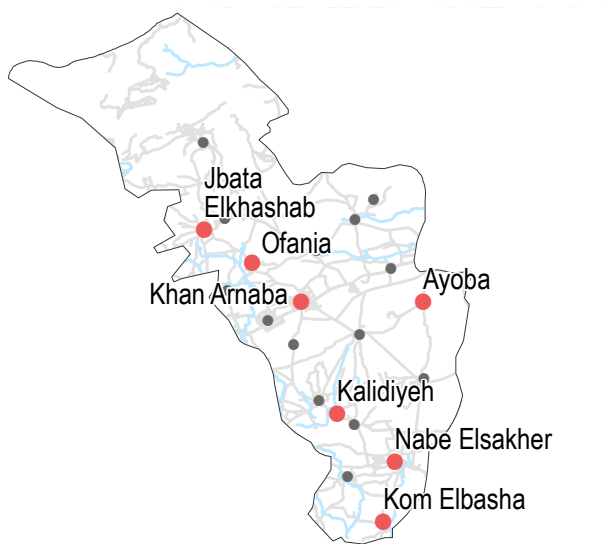
Buried / burned

Ofania

Water trucking

Left in street / public area

7/17 communities assessed (5 communities are shown on the previous factsheet): Nabe Elsakher, Ofania



Food Security

Nabe Elsakher



Bread: no info
 Rice: 650 SYP
 Lentils: 325 SYP
 Sugar: 450 SYP
 Cooking oil: 800 SYP

Public bakeries

Flour not always available

Private bakeries unavailable

Ofania



Bread: no info
 Rice: 600 SYP
 Lentils: 350 SYP
 Sugar: 375 SYP
 Cooking oil: 800 SYP

Private bakeries

Insufficient electricity/fuel
 Flour not always available

11 to 20

Main challenges to obtaining food

- No challenges
- Some foods unavailable
- Local production decreased
- Lack of access to markets
- Some foods expensive
- Lack of resources to buy food
- Lack of access to fuel
- Cooking fuel unavailable
- No information

Bread (public): 1 pack
 Rice: 1kg
 Lentils: 1kg
 Sugar: 1kg
 Cooking oil: 1 litre

Access to bread

Most common source of bread

Most common barriers to accessing bread

Number of days, per month, where bread from private bakeries was unavailable

Education

- Status of primary schools in village**
- Functioning
 - Not functioning
 - Not available
 - No information
- Barriers to accessing education services**

Nabe Elsakher

Most children accessed education

Ofania

Some facilities destroyed
 Services are too far

Health

Most common health problems

Most common barriers to accessing healthcare

Nabe Elsakher

Injuries
 Fever
 Severe diseases affecting those aged less than 5

No difficulties reported

Ofania

Communicable diseases
 Injuries

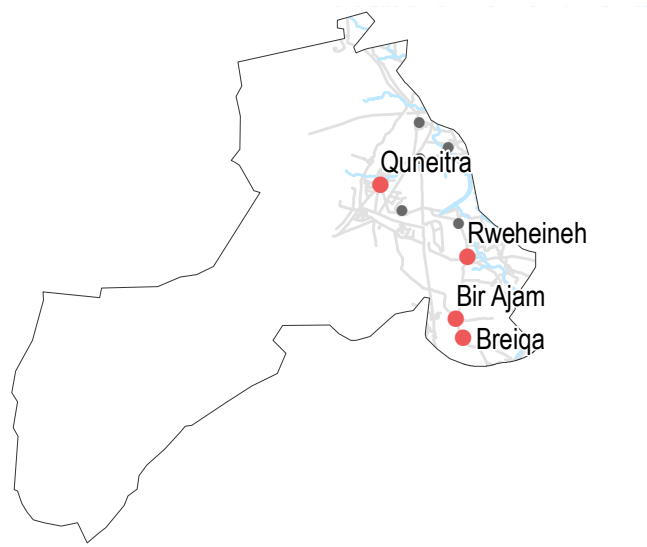
No facilities in the area

Displacement

- % of pre-conflict population remaining
- % of population that are female
- % of female-headed households
- IDPs living in village
- New IDP arrivals
- Returnees

Community	% of pre-conflict population remaining	% of population that are female	% of female-headed households	IDPs living in village	New IDP arrivals	Returnees
Bir Ajam	None	26-50%	1-25%	Yes	No	No
Breiqa	None	51-75%	26-50%	Yes	No info	No
Quneitra	None	No info	No info	No info	No info	No info
Rweheineh	26-50%	26-50%	1-25%	Yes	No	No

• 4/7 communities assessed : Bir Ajam, Breiqa, Quneitra, Rweheineh



Shelter

- Independent apartment or house
- Shared apartment or house
- Unfinished apartment or house
- Tent
- Private space not for shelter
- Cave/natural shelter
- Collective public space not for shelter
- No IDPs
- No information
- Min - Max: rent paid per room (where known)

Community	NDPs	IDPs
Bir Ajam	No info	Green house icon
Breiqa	Green house icon	No info
Quneitra	No info	No info
Rweheineh	Green house icon	Green house icon

Livelihoods

- Most common source of income
- Most common strategies used to cope with lack of income / resources

Community	Most common source of income	Most common strategies used to cope with lack of income / resources
Bir Ajam	Business / trade	Borrowing from family/friends
Breiqa	Daily employment High risk/illegal work	Borrowing from family/friends Skipping meals Reducing meal size
Quneitra	No info	No info
Rweheineh	Business / trade	Borrowing from family/friends

NFIs

Community	B	C	D	F
Bir Ajam	9500 SYP	NA	275 SYP	NA
Breiqa	9000 SYP	350 SYP	220 SYP	65000 SYP
Quneitra	No info	No info	No info	No info
Rweheineh	9500 SYP	NA	275 SYP	NA

- Most common electricity source
- Main network
- Generator
- No source
- Solar alternative
- No information
- Fuel Prices (SYP)*
- B** Butane (cannister)
- C** Coal (1kg)
- D** Diesel (1 litre)
- F** Firewood (tonne)
- NFI Prices (SYP)*
- Cement (50kg)
- Floor mat (3*4m)
- Plastic tarpaulin (1m²)
- Tent (5 persons)
- NA: not available for purchase

Community	Most common strategies used to cope with a lack of fuel
Bir Ajam	No lack of fuel
Breiqa	Cutting trees Burning Furniture not in use Burning plastics
Quneitra	No info
Rweheineh	No lack of fuel

Quneitra, Quneitra Governorate

July 2017

WASH

Most common water source

Status of water source

- Water is safe to drink
- Water tastes/smells bad
- People sick after drinking
- No information

Sufficiency of available water to meet household needs

- Sufficient
- Insufficient
- No information

Most common method of garbage disposal

Bir Ajam

- Closed well
- Private paid collection

Breiqa

- Closed well
- Left in street / public area

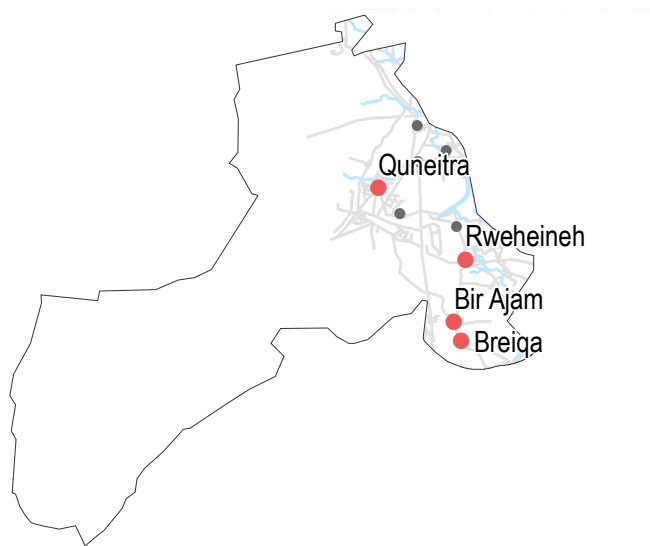
Quneitra

- No info
- No info

Rweheineh

- Closed well
- Disposed at designated site

• 4/7 communities assessed : Bir Ajam, Breiqa, Quneitra, Rweheineh



Education

Status of primary schools in village

- Functioning
- Not functioning
- Not available
- No information

Barriers to accessing education services

Quneitra

- No info

Rweheineh

- Some facilities destroyed

Bir Ajam
Most children accessed education

Breiqa
Most children accessed education

Health

Most common health problems

Most common barriers to accessing healthcare

Community	Most common health problems	Most common barriers to accessing healthcare
Bir Ajam	Diarrhoea Injuries	No difficulties reported
Breiqa	Communicable diseases Chronic diseases Acute respiratory infections	No facilities in the area Security concerns around travel Family not permitting travel
Quneitra	No info	No info
Rweheineh	Diarrhoea Chronic diseases	No facilities in the area

Food Security

Bir Ajam

- Private bakeries
- No difficulties reported
- 0

Bread: no info
Rice: 600 SYP
Lentils: 350 SYP
Sugar: 400 SYP
Cooking oil: 850 SYP

Breiqa

- Private bakeries
- No difficulties reported
- 0

Bread: no info
Rice: 400 SYP
Lentils: 400 SYP
Sugar: 375 SYP
Cooking oil: 750 SYP

Quneitra

- No info
- No info
- No info
- No info

Bread: no info
Rice: no info
Lentils: no info
Sugar: no info
Cooking oil: no info

Rweheineh

- Private bakeries
- Flour not always available
- 11 to 20

Bread: no info
Rice: 550 SYP
Lentils: 375 SYP
Sugar: 375 SYP
Cooking oil: 800 SYP

Main challenges to obtaining food

- No challenges
- Some foods unavailable
- Local production decreased
- Lack of access to markets
- Some foods expensive
- Lack of resources to buy food
- Lack of access to fuel
- Cooking fuel unavailable
- No information

Bread (public): 1 pack
Rice: 1kg
Lentils: 1kg
Sugar: 1kg
Cooking oil: 1 litre

Access to bread

- Most common source of bread
- Most common barriers to accessing bread
- Number of days, per month, where bread from private bakeries was unavailable