



Nyal Port Monitoring

Panyijiar County, Unity State, South Sudan

South Sudan Displacement Crisis

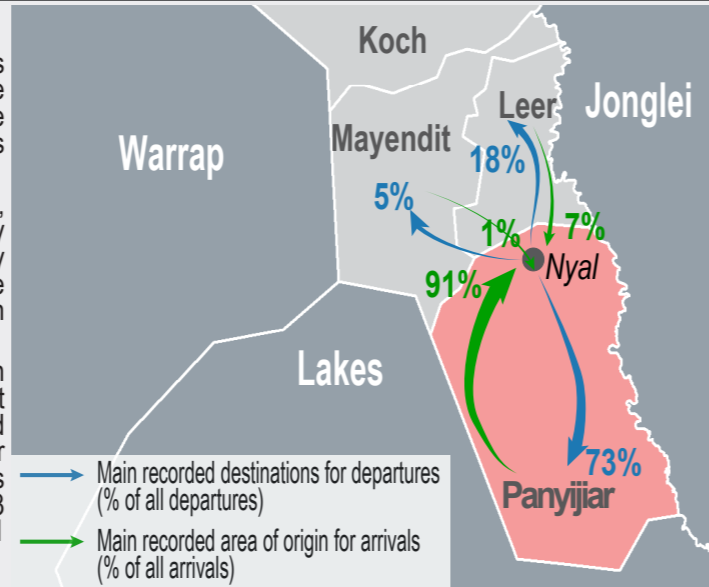
January 2022

CONTEXT AND METHODOLOGY

Nyal town is located in Northern Panyijiar County, Unity State, along the banks of the Sudd, the third largest swamp in the world. Since the beginning of the crisis, internally displaced persons (IDPs) from Unity and Jonglei States have perceived Nyal as a safe location with ample resources. Recently, Nyal has also become a key location for people travelling to and from nearby islands.¹

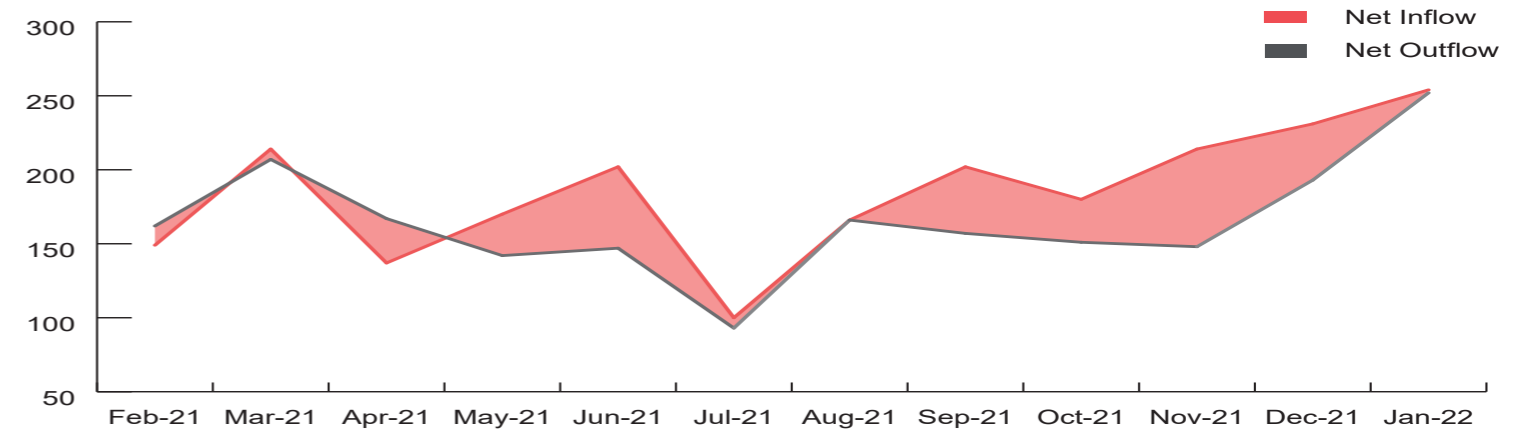
Since 1 November 2016, REACH has monitored three ports in Nyal – Gap Port, Nyal Port and Katieth Port – to record the arrivals and departures on a daily basis. The information gathered covers household (HH) demographics, key push and pull factors, vulnerable populations, and transportation routes. The daily data was synthesised to provide evidence for more effective humanitarian planning.

The REACH team collected data from 7:30 a.m. – 5:30 p.m. Monday through Friday to ensure wide coverage of Nyal's three ports. REACH teams attempt to interview all arrivals and departures at the HH level using a contextualised survey. However, the data presented here is not representative, rather indicative of movement trends for the assessed population.² This factsheet is based on data on 252 departing HHs (929 individuals), 254 arriving HHs (703 individuals), and 5 transiting HH (19 individuals), which was collected over 21 days between 1 and 31 January 2022.




GENERAL MOVEMENT TRENDS²

Average daily number of individuals departing (red) and arriving (grey); February 2021 to January 2022.



DEPARTURES FROM NYAL

Demographic



93% of departing households were partial households.³

Vulnerabilities


25% of departing households reported that at least one member of the household was **breastfeeding**

11% of departing households reported that at least one member of the household was **pregnant**

7% of departing households reported that at least one member of the household was **critically ill**

Push factors

Most commonly reported reasons for leaving Nyal.⁴



Pull factors

Most commonly reported reasons for travelling to desired location from Nyal.³



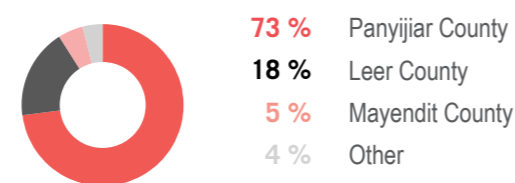
Reasons for leaving Nyal

Primary reported push factors for leaving Nyal, Oct 2021 to Jan 2022:

	Oct 21	Nov 21	Dec 21	Jan 22
Distance from family/home	58%	58%	66%	75%
Lack of job	16%	18%	8%	13%
Lack of health services	6%	5%	8%	7%

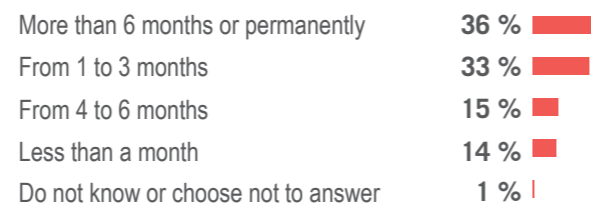
Destination county location

Reported county or state to which departing households were going:



Intended duration of stay in destination

Reported length of time that respondents intended to stay in destination:

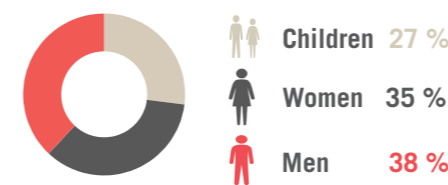


Notes:

1. USAID - South Sudan Crisis Fact Sheet #28 February 18, 2014.
2. Indicative trends; REACH does not record all arrivals and departures.
3. Partial households are those where not all members of the self-identified family unit were reportedly travelling.

ARRIVALS TO NYAL

Demographic



97% of arriving households were partial households.²

Vulnerabilities

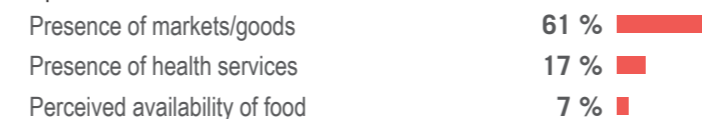
12% of arriving households reported that at least one member of the household was **breastfeeding**.

8% of arriving households reported that at least one member of the household was **pregnant**.

7% of arriving households reported that at least one member of the household was **critically ill**.

Pull factors

Most commonly reported reasons for choosing to come to Nyal after being displaced.⁴



Push factors

Most commonly reported reasons for leaving previous location:³



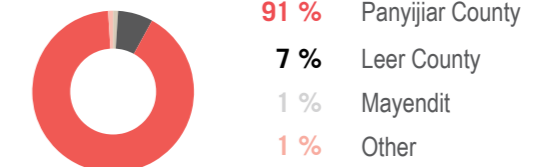
Reasons for coming to Nyal

Primary reported pull factors for coming to Nyal, Oct 2021 to Jan 2022:

	Oct 21	Nov 21	Dec 21	Jan 22
Presence of markets/goods	39%	57%	42%	61%
Perceived availability of food	14%	1%	24%	7%
Presence of health services	12%	14%	14%	17%

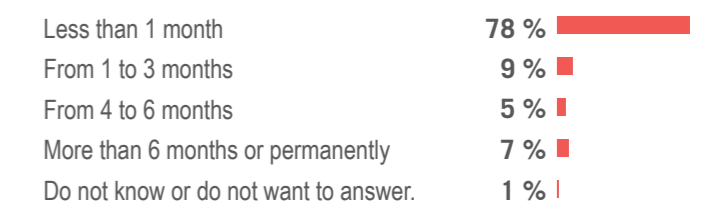
Previous county location *

91% of the arriving households reportedly came from Panyijiar County:



Intended duration of stay in Nyal

Reported length of time that respondents intended to stay in Nyal:



Notes:

4. Reported presence of services or opportunities is indicative of respondents' perception and does not necessarily reflect availability.
- * Percentages rounded to the nearest integer; responses may not add up to 100%